



US00D785189S

(12) **United States Design Patent** (10) **Patent No.:** **US D785,189 S**
Dettmar (45) **Date of Patent:** **** Apr. 25, 2017**

- (54) **MEDICAL EYE PATCH**
- (71) Applicant: **DR. AUSBÜTTEL & CO. GMBH,**
Witten (DE)
- (72) Inventor: **Bianca Dettmar,** Witten (DE)
- (**) Term: **15 Years**
- (21) Appl. No.: **35/500,428**
- (22) Filed: **Oct. 20, 2015**
- (80) **Hague Agreement Data**
Int. Filing Date: **Oct. 20, 2015**
Int. Reg. No.: **DM/088648**
Int. Reg. Date: **Oct. 20, 2015**
Int. Reg. Pub. Date: **Dec. 25, 2015**
- (51) **LOC (10) Cl.** **24-00**
- (52) **U.S. Cl.**
USPC **D24/189**
- (58) **Field of Classification Search**
USPC D24/189, 206, 118, 124, 128; D5/2;
D32/35; D2/855; D20/40; 1/1; 602/46,
602/41
CPC A61F 13/0246; A61F 13/0226; A61F
13/0203; A61M 25/02
See application file for complete search history.

(56) **References Cited**
U.S. PATENT DOCUMENTS

- D355,489 S * 2/1995 Almond D24/189
- D403,774 S * 1/1999 Laughlin D24/189
- D407,160 S * 3/1999 Dunshee D24/189
- D424,691 S * 5/2000 Yavitz D24/128
- D441,869 S * 5/2001 Bloor D24/189
- D446,307 S * 8/2001 Bassett D24/189
- D492,411 S * 6/2004 Bierman D24/128
- D512,509 S * 12/2005 Yamasoto D24/189
- D516,727 S * 3/2006 Neri D24/189
- 7,674,948 B2 * 3/2010 Propp A61F 13/0203
602/41
- D618,357 S * 6/2010 Navies D24/189

- 7,812,212 B2 * 10/2010 Propp A61M 25/02
602/41
 - D637,725 S * 5/2011 Seminaroti D24/189
 - 8,404,921 B2 * 3/2013 Lee A61F 13/0226
602/46
 - D679,392 S * 4/2013 Peterson D24/128
 - D679,403 S * 4/2013 Heinecke D24/189
 - D683,035 S * 5/2013 Dunshee D24/189
 - D683,858 S * 6/2013 Smith D24/189
 - D691,730 S * 10/2013 Smith D24/189
 - D697,216 S * 1/2014 Chan D24/189
 - D708,342 S * 7/2014 Dunshee D24/189
 - D708,751 S * 7/2014 Chan D24/189
 - D712,554 S * 9/2014 Igwebuike D24/189
 - D713,966 S * 9/2014 Hoonakker D24/189
 - D723,177 S * 2/2015 Igwebuike D24/189
 - D723,702 S * 3/2015 Igwebuike D24/189
 - D723,703 S * 3/2015 Igwebuike D24/189
- (Continued)

OTHER PUBLICATIONS

“Medical Hypoallergenic . . . ” reference dated Oct. 17, 2017 found on the internet at: <http://www.bymedical.net/sale7959731medical-hypoallergenicnonwovenelasticadhesiveeyepadorthopticeyeshadeeyepatchsurgerywound.html>.*

Primary Examiner — Rhea Shields

(57) **CLAIM**


The ornamental design for a medical eye patch, as shown and described.

DESCRIPTION

The patent or application file contains at least one drawing executed in color. Copies of this patent or patent application publication with color drawing(s) will be provided by the Office upon request and payment of the necessary fee.

- 1. Medical Eye Patch
- 1.1 : Front
- 1.2 : Back
- 1.3 : Perspective

1 Claim, 3 Drawing Sheets
(3 of 3 Drawing Sheet(s) Filed in Color)



(56)


References Cited

U.S. PATENT DOCUMENTS


D723,704	S	*	3/2015	Igwebuike	D24/189
D729,392	S	*	5/2015	Igwebuike	D24/189
D737,453	S	*	8/2015	Gergely	D24/189
D741,408	S	*	10/2015	Engelby	D20/40
9,180,056	B2	*	11/2015	Rea	A61F 13/0246
D745,688	S	*	12/2015	Chan	D24/189
D745,689	S	*	12/2015	Chan	D24/189
D748,276	S	*	1/2016	Bergstrom	D24/189
D750,226	S	*	2/2016	Brezoczky	D24/124
D757,286	S	*	5/2016	Parker	D24/206
D759,828	S	*	6/2016	Riedle	D24/189
D760,396	S	*	6/2016	Bradford	D24/189
D762,869	S	*	8/2016	Beckman	D24/206
D763,439	S	*	8/2016	Aggerholm	D24/118
D764,184	S	*	8/2016	Paetzel	D5/2
D766,448	S	*	9/2016	Gergely	D24/189
D767,151	S	*	9/2016	Wurapa	D24/189
D768,294	S	*	10/2016	Brezoczky	D24/124
D768,306	S	*	10/2016	Biser	D24/206
D768,360	S	*	10/2016	Jones	D2/855
D768,945	S	*	10/2016	Chen	D32/35

* cited by examiner

1.1



1.2



1.3

