



US00D785112S

(12) **United States Design Patent**
Ying

(10) **Patent No.:** **US D785,112 S**

(45) **Date of Patent:** **** Apr. 25, 2017**

(54) **HUMAN-MACHINE INTERACTION
VEHICLE**

(71) Applicant: **Hangzhou Chic Intelligent Technology
Co., Ltd**, Yuhang Dist, Hangzhou,
Zhejiang (CN)

(72) Inventor: **Jiawei Ying**, Hangzhou (CN)

(73) Assignee: **Hangzhou Chic Intelligent Technology
Co., Ltd.**, Hangzhou, Zhejiang Province
(CN)

(**) Term: **15 Years**

(21) Appl. No.: **29/556,300**

(22) Filed: **Feb. 29, 2016**

(30) **Foreign Application Priority Data**

Nov. 26, 2015 (CN) 2015 3 0481979

(51) **LOC (10) Cl.** **21-02**

(52) **U.S. Cl.**
USPC **D21/760**

(58) **Field of Classification Search**
USPC D21/419, 421, 423, 426, 760, 765, 766,
D21/769, 771, 776, 803; D12/1
CPC A63C 17/01; A63C 17/12; A63C 2203/00;
A63C 2203/011; A63C 2203/012; A63C
2203/013; A63C 2203/40; A63C 2203/52;
B62D 51/02; B62K 2202/00; B62K
2207/00; B62K 2207/02; B62K 2207/04
See application file for complete search history.

(56) **References Cited**

U.S. PATENT DOCUMENTS

D535,714 S * 1/2007 Cheng D21/763
7,481,291 B2 * 1/2009 Nishikawa B62K 17/00
180/181
D601,922 S * 10/2009 Imai D12/1

8,738,278 B2 * 5/2014 Chen B62K 3/007
180/218
D737,723 S * 9/2015 Ying D12/1
D738,256 S * 9/2015 Ying D12/1
D739,906 S * 9/2015 Chen D21/760
9,376,155 B2 * 6/2016 Ying B62K 3/007
9,403,573 B1 * 8/2016 Mazzei B62D 51/02
9,499,228 B2 * 11/2016 Chang B62K 3/002
2007/0131461 A1 * 6/2007 Treadwell B62B 5/005
180/19.1
2013/0238231 A1 * 9/2013 Chen B62K 11/007
701/124
2015/0096820 A1 * 4/2015 Strack G11C 7/1072
180/181

FOREIGN PATENT DOCUMENTS

CN 302534790 S 8/2013

* cited by examiner

Primary Examiner — Cynthia M Chin

(74) *Attorney, Agent, or Firm* — Muncy, Geissler, Olds &
Lowe, P.C.

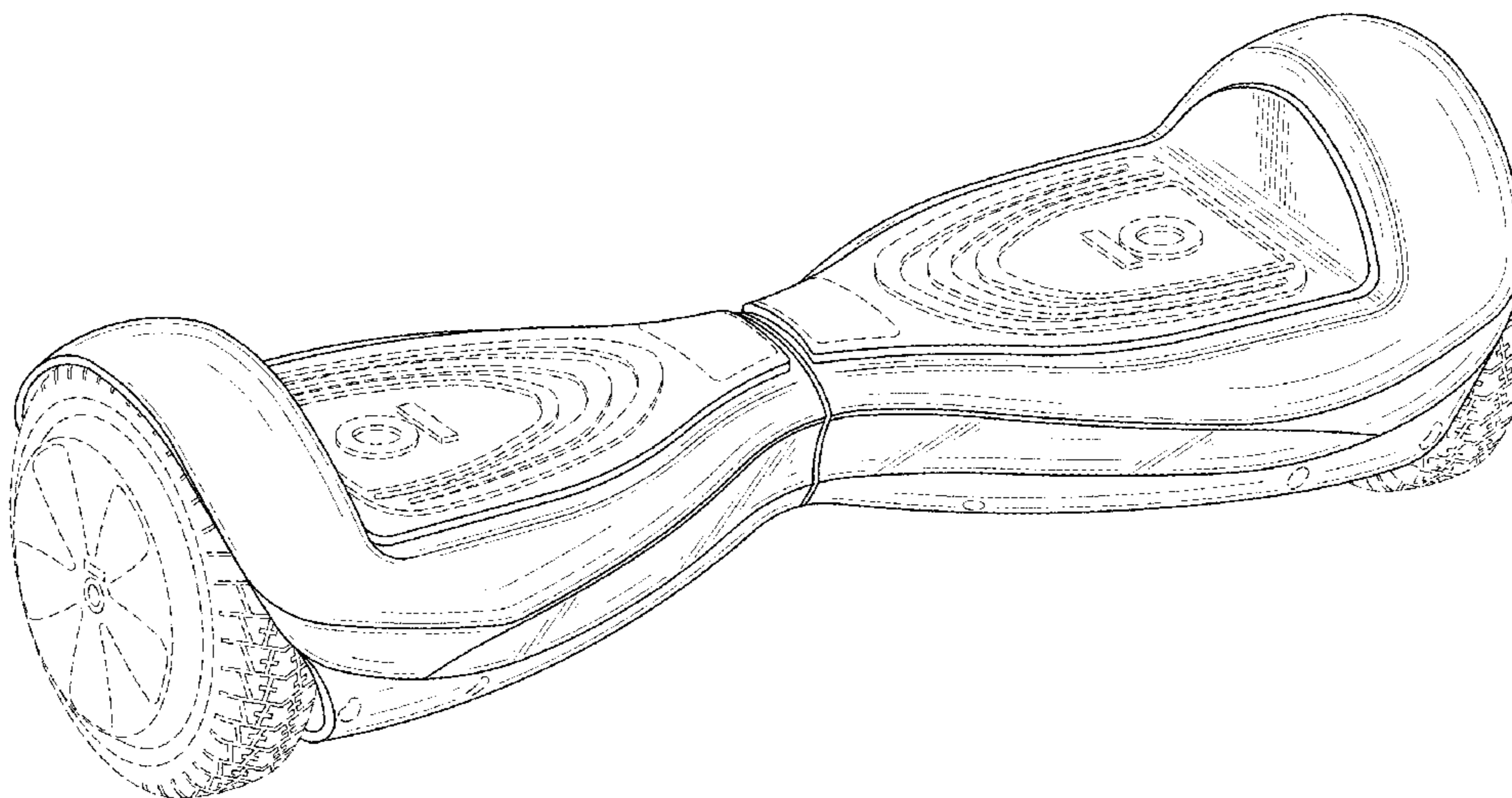
(57) **CLAIM**

The ornamental design for a human-machine interaction
vehicle, as shown and described.

DESCRIPTION

FIG. 1 is a top plan view of a human-machine interaction
vehicle showing my new design;
FIG. 2 is a bottom plan view thereof;
FIG. 3 is a front elevational view thereof;
FIG. 4 is a rear elevational view thereof;
FIG. 5 is a right side view thereof, the left side view being
a mirror image thereof; and,
FIG. 6 is a top, front, left perspective view thereof.
The broken lines are for the purpose of illustrating portions
of the human-machine interaction vehicle and environmen-
tal structure which form no part of the claimed design.

1 Claim, 6 Drawing Sheets



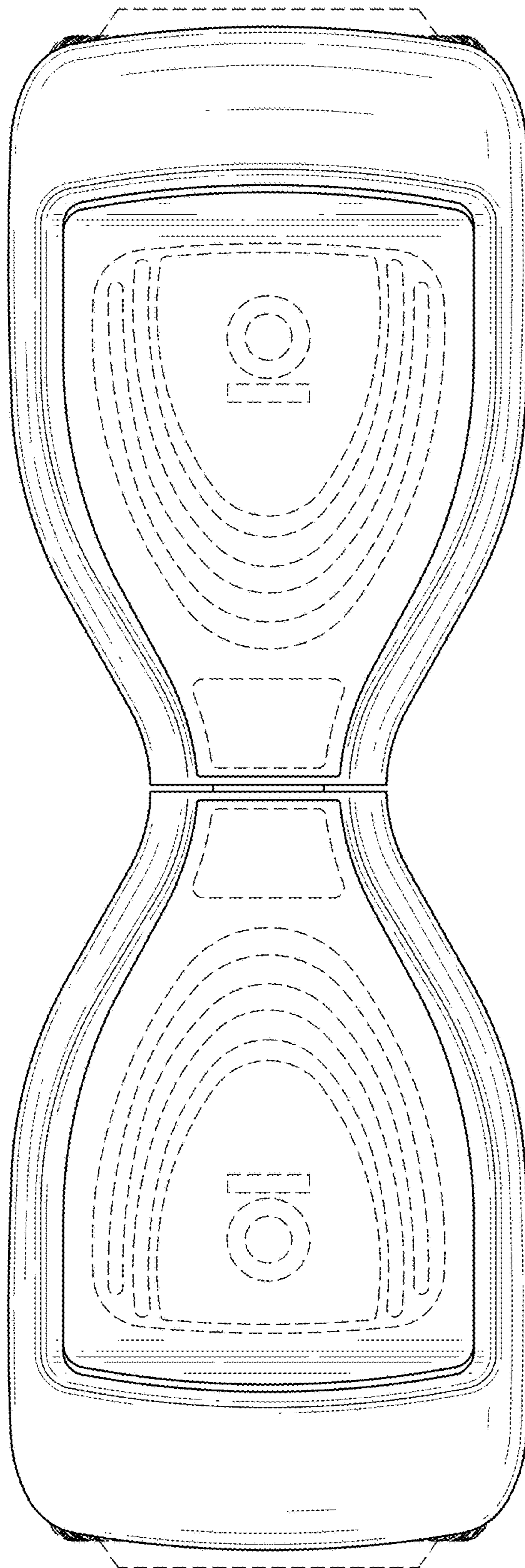


FIG.1

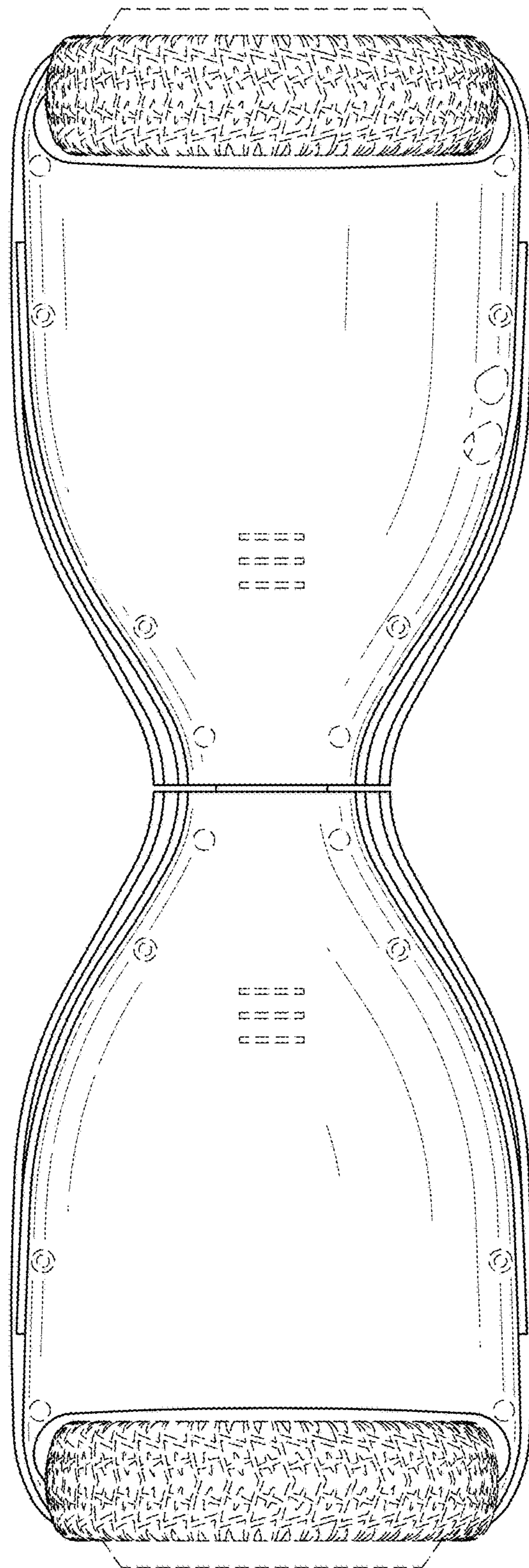


FIG.2

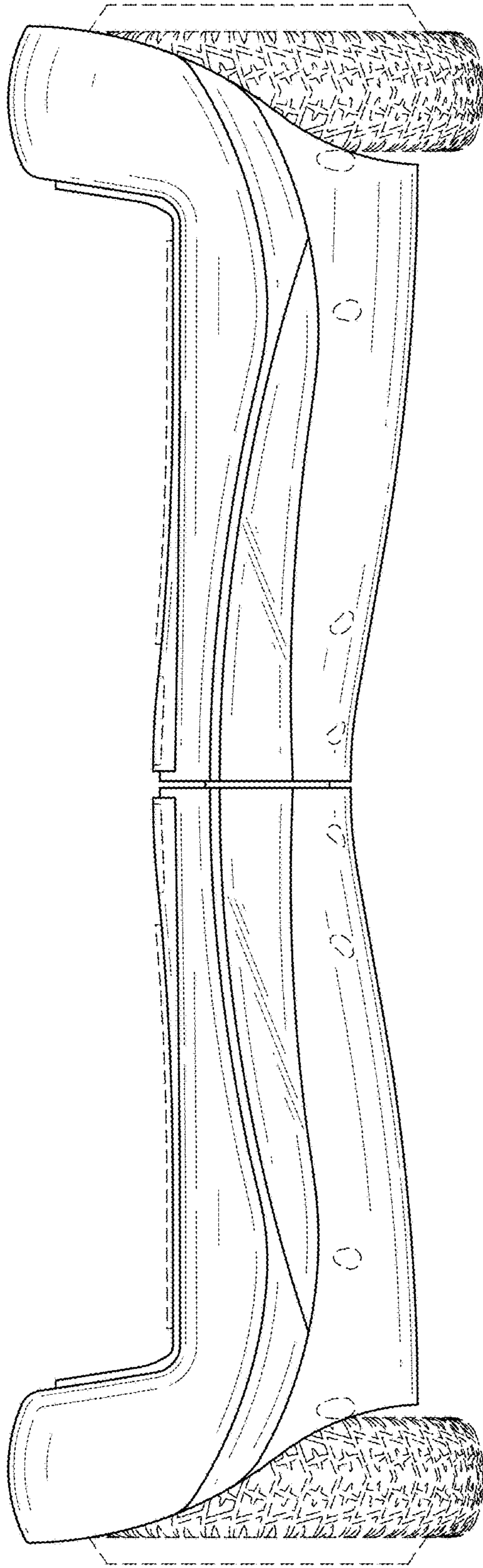


FIG.3

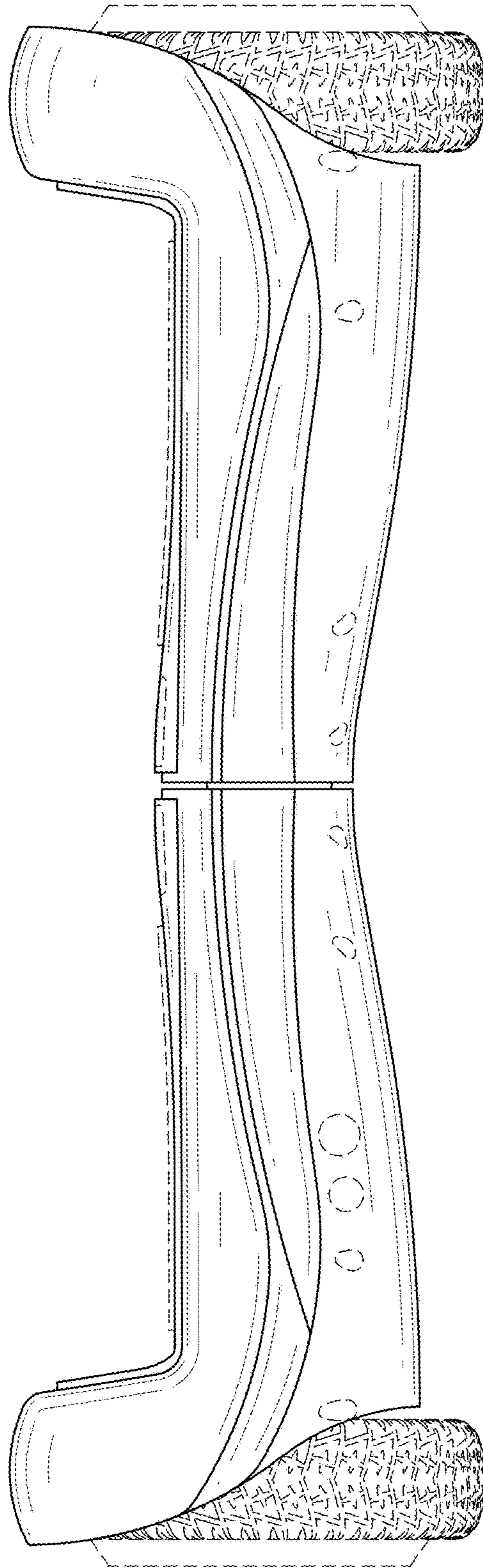


FIG.4




FIG.5

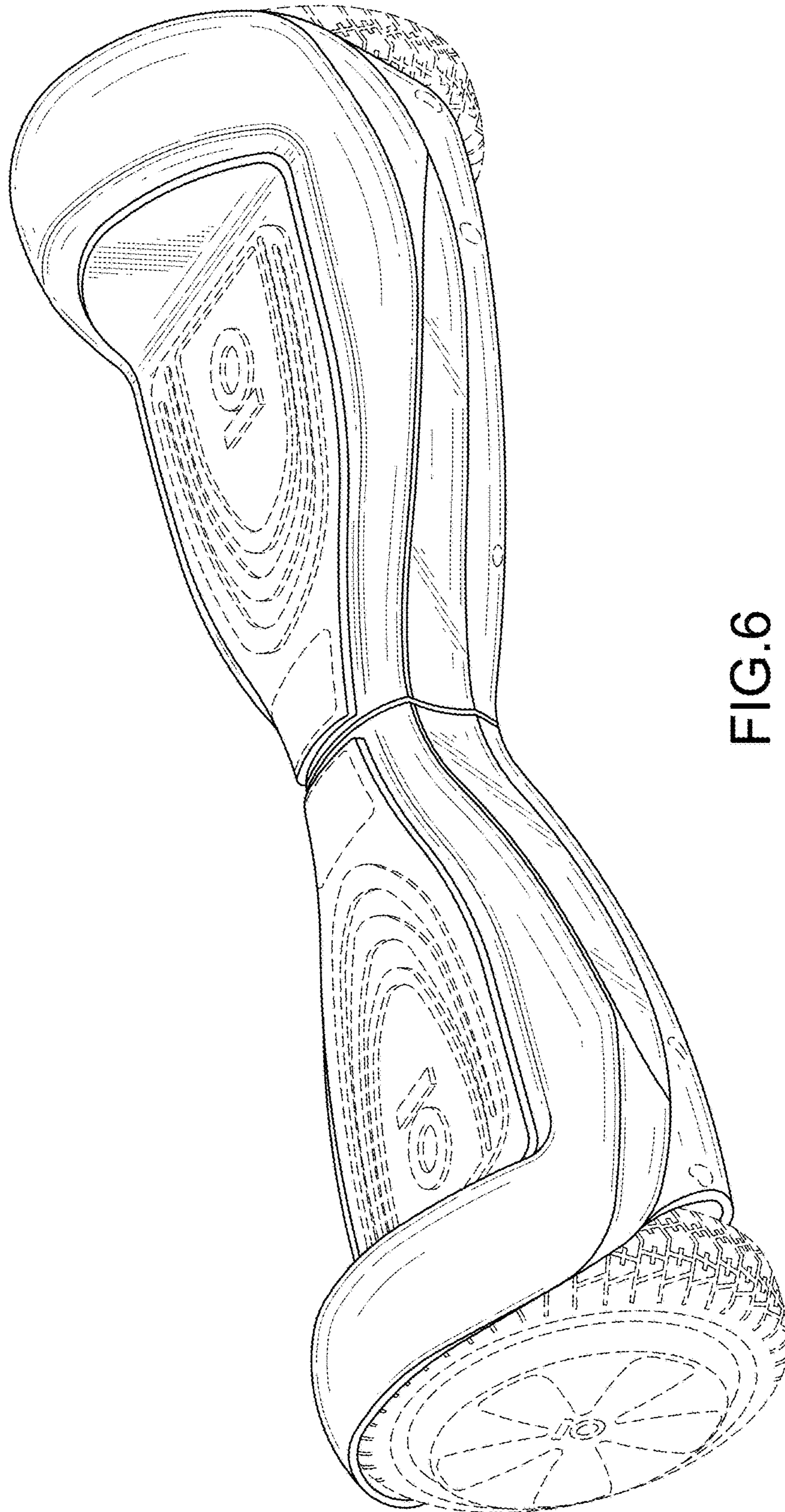


FIG. 6