



US00D785105S

(12) **United States Design Patent** (10) **Patent No.:** **US D785,105 S**
Armitage (45) **Date of Patent:** **** Apr. 25, 2017**

(54) **EXERCISE MAT**
(71) Applicant: **Liforme Limited**, Greater London (GB)
(72) Inventor: **James Armitage**, Greater London (GB)
(73) Assignee: **Liforme Limited** (GB)
(**) Term: **15 Years**

(21) Appl. No.: **29/548,823**
(22) Filed: **Dec. 16, 2015**
(51) **LOC (10) Cl.** **21-02**
(52) **U.S. Cl.**
USPC **D21/686**
(58) **Field of Classification Search**
USPC D21/790, 686, 671, 306, 302; 428/195.1,
428/207, 906, 71, 304.4, 317.1; D6/592,
D6/591, 589, 588, 583, 582; 5/417, 420;
482/23, 142, 51, 148, 13, 30, 52, 74, 909;
D25/138; 434/258, 236, 19, 71
CPC ... A63B 21/4037; A63B 6/00; A63B 2210/50;
A63B 23/0458; A63B 2208/0204; Y10T
428/24802
See application file for complete search history.

(56) **References Cited**
U.S. PATENT DOCUMENTS
D457,373 S * 5/2002 Prinzmetal D6/582
D660,068 S * 5/2012 Wang D6/582
8,220,087 B2 * 7/2012 Villa A63B 21/4037
482/142
D699,978 S * 2/2014 Hasta D6/582
D699,979 S * 2/2014 Tamayo D6/582
D699,980 S * 2/2014 Tamayo D6/589
D707,057 S * 6/2014 Hasta D6/582
D710,129 S * 8/2014 Armitage D6/582
D733,461 S * 7/2015 Diaz D6/592
9,211,437 B2 * 12/2015 Soba A63B 21/15
2001/0034288 A1 * 10/2001 Howlett-
Campanella A63B 21/4037
482/23

2003/0017915 A1 * 1/2003 Prinzmetal A63B 6/00
482/23
2009/0110867 A1 * 4/2009 Feng Shen A63B 6/00
428/71
2012/0233772 A1 * 9/2012 Wang A47G 27/0237
5/417
2013/0180048 A1 * 7/2013 Saltzman A63B 23/035
5/417
2014/0007345 A1 * 1/2014 Hasta A63B 21/4037
5/417

OTHER PUBLICATIONS

Liforme by Liforme dated no date given. Found online [Nov. 23, 2016] <https://liforme.com/>.*

* cited by examiner

Primary Examiner — Robert M Spear
Assistant Examiner — Ryan Harvey
(74) *Attorney, Agent, or Firm* — Newman Law, LLC


(57) **CLAIM**

The ornamental design for an exercise mat, as shown and described.

DESCRIPTION

FIG. 1 is a perspective view of the exercise mat;
FIG. 2 is a top view of the exercise mat shown in FIG. 1;
FIG. 3 is a bottom view of the exercise mat shown in FIG. 1;
FIG. 4 is a left side view of the exercise mat shown in FIG. 1, the right side is identical to the left side shown; and,
FIG. 5 is a front view of the exercise mat shown in FIG. 1, the rear is identical to the front view shown.
The contrast in shading represents a contrast in appearance only and the lines shown on the upper surface represent markings in the upper surface of the exercise mat.

1 Claim, 5 Drawing Sheets



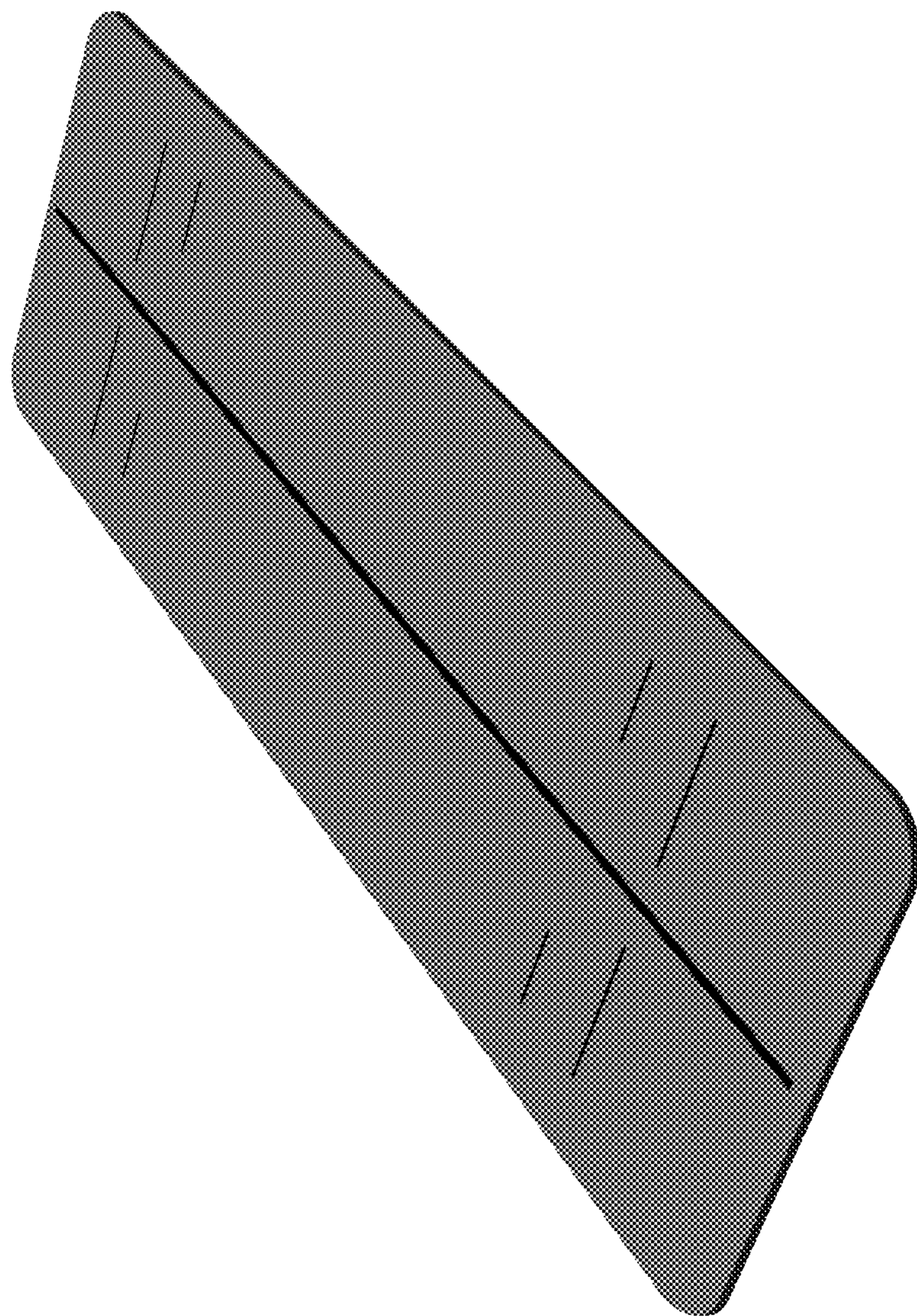


Figure 1




Figure 2




Figure 3



Figure 4



Figure 5