



US00D785102S

(12) **United States Design Patent**
Ruffin, Jr.

(10) **Patent No.:** **US D785,102 S**
(45) **Date of Patent:** **** Apr. 25, 2017**

- (54) **HEAD PORTION OF PLUSH TOY**
- (71) Applicant: **Steven K. Ruffin, Jr.**, Irving, TX (US)
- (72) Inventor: **Steven K. Ruffin, Jr.**, Irving, TX (US)
- (73) Assignees: **Steven K Ruffin, Jr.**, Irving, TX (US);
Conception Ventures, Irving, TX (US)
- (**) Term: **15 Years**
- (21) Appl. No.: **29/549,897**
- (22) Filed: **Dec. 29, 2015**
- (51) **LOC (10) Cl.** **21-01**
- (52) **U.S. Cl.**
USPC **D21/659**; D21/655
- (58) **Field of Classification Search**
USPC D6/598; D11/158; D21/576-585,
D21/587-588, 592, 655, 659; D30/160;
446/97, 356, 369, 376
CPC ... A63H 3/00; A63H 3/02; A63H 3/06; A63H
3/08; A63H 3/10; A63H 3/16; A63H
3/20; A63H 7/00; A63H 13/00
See application file for complete search history.

D326,755 S *	6/1992	Liu	D11/158
D326,875 S *	6/1992	Rasmussen	D21/655
D327,514 S *	6/1992	Rasmussen	D21/655
D373,744 S *	9/1996	Wotton	D21/655
D523,492 S *	6/2006	Saruhashi	D21/576
D703,277 S *	4/2014	Scott	D21/655

* cited by examiner

Primary Examiner — Sandra Morris

(57) **CLAIM**

The ornamental design for a head portion of plush toy, as shown and described.

DESCRIPTION


FIG. 1 is a front perspective view of a head portion of plush toy;
 FIG. 2 is a front elevation view thereof;
 FIG. 3 is a rear elevation view thereof;
 FIG. 4 is a left side elevation view thereof, the right side elevation view being a mirror image thereof;
 FIG. 5 is a top plan view thereof;
 FIG. 6 is a bottom plan view thereof; and,
 FIG. 7 is a front elevation view thereof, shown in use.
 The broken lines shown in the FIG. 6 that are centrally disposed and oval in shape represent the bounds of the claimed design while all other broken lines in the drawings depict portions of the head portion of plush toy that form no part of the claimed design.

(56) **References Cited**

U.S. PATENT DOCUMENTS

D142,393 S *	9/1945	Fisk et al.	D21/655
D142,395 S *	9/1945	Fisk et al.	D21/655

1 Claim, 4 Drawing Sheets






FIG. 1

FIG. 2






FIG. 3

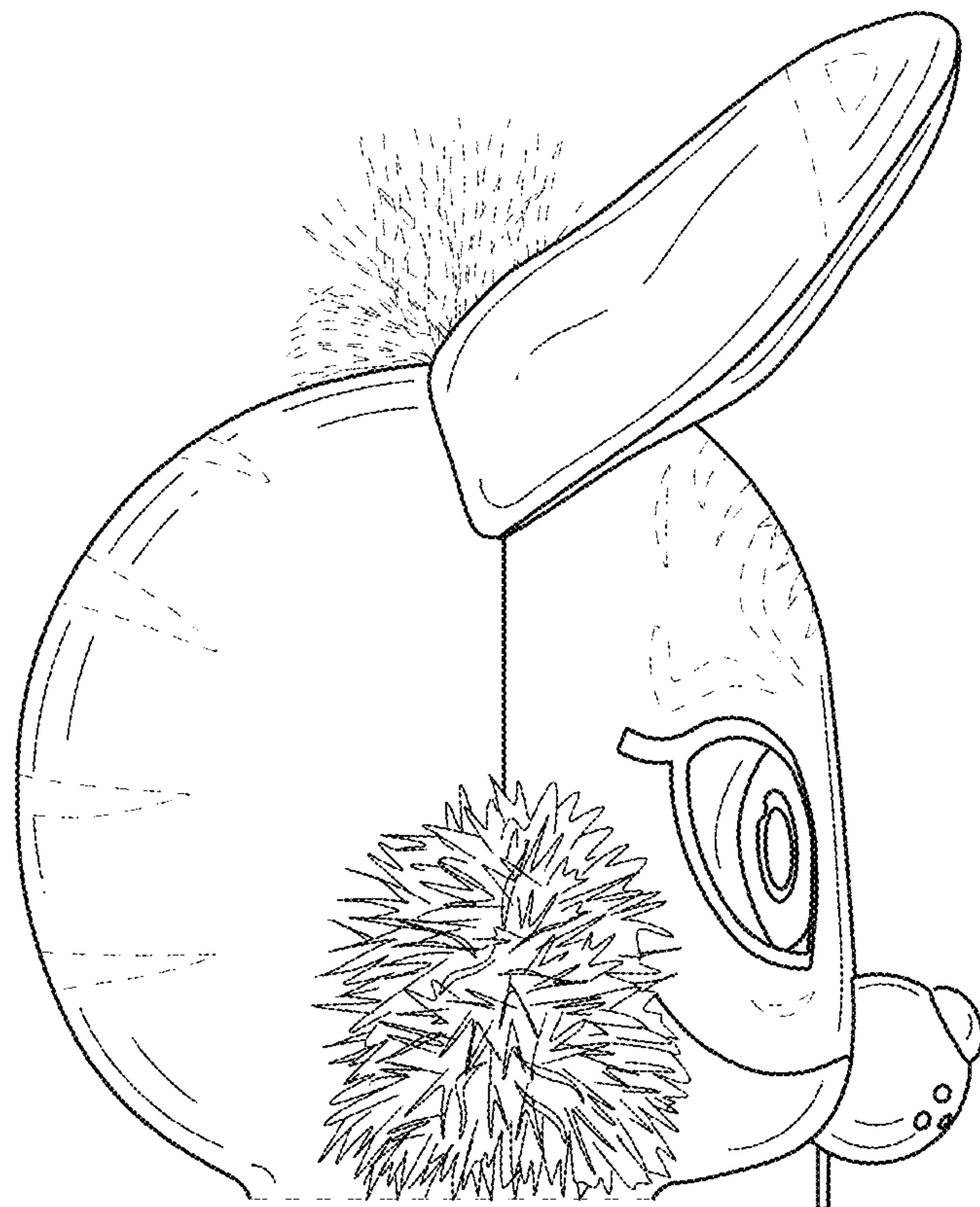


FIG. 4

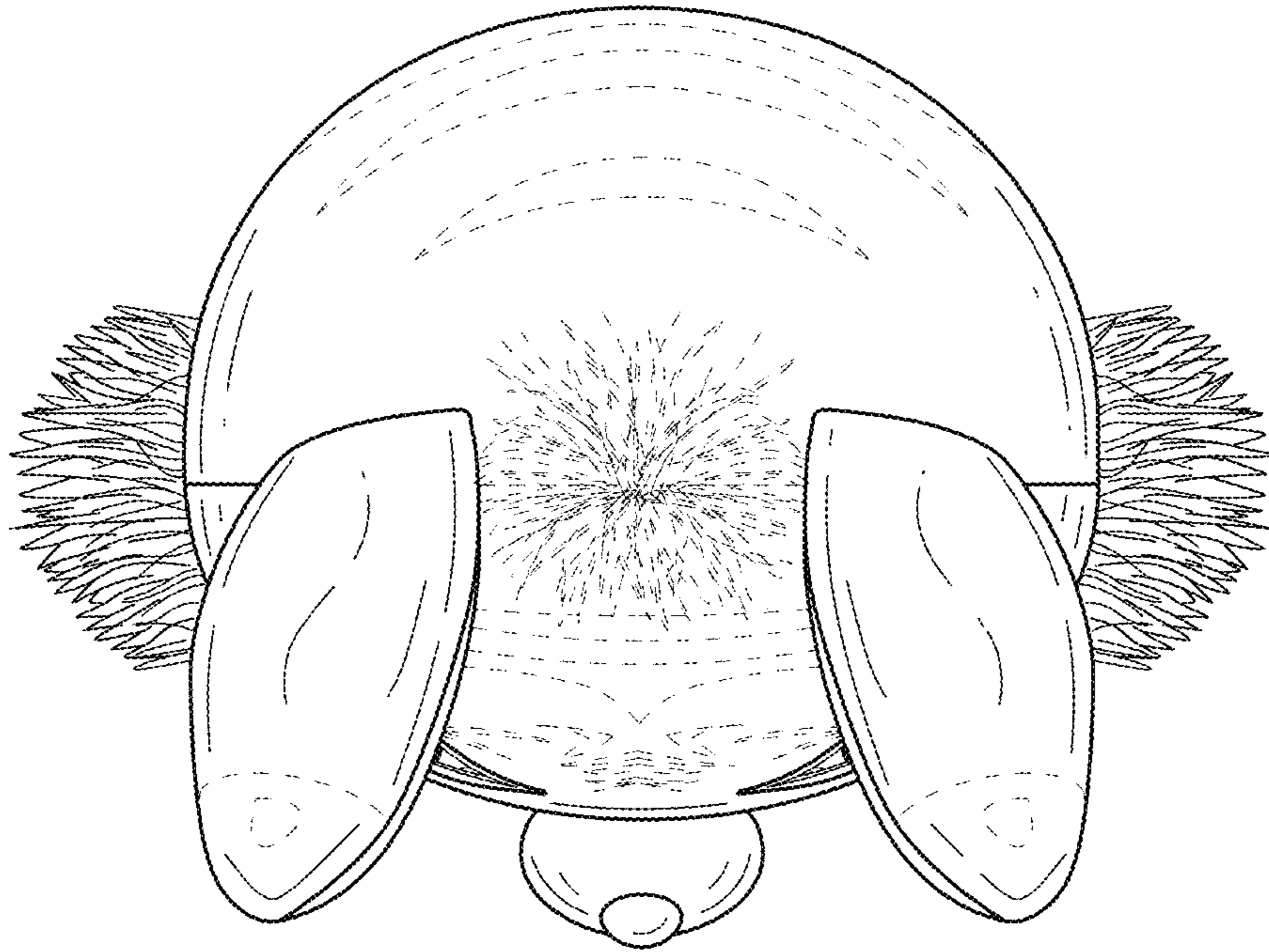


FIG. 5




FIG. 6



FIG. 7