



US00D785085S

(12) **United States Design Patent**  
**Lee et al.**

(10) **Patent No.:** **US D785,085 S**  
(45) **Date of Patent:** **\*\* Apr. 25, 2017**

(54) **PRINTER**  
(71) Applicant: **Samsung Electronics Co., Ltd.**,  
Suwon-si (KR)  
(72) Inventors: **Sang In Lee**, Seoul (KR); **Seung Wook Jeong**, Seoul (KR); **Soo Hwan Bae**,  
Yongin-si (KR); **Yu Jin Oh**, Anyang-si  
(KR)  
(73) Assignee: **S-PRINTING SOLUTION CO., LTD.**,  
Gyeonggi-Do (KR)

D393,278 S \* 4/1998 Lee ..... D18/14  
D523,072 S \* 6/2006 Lee ..... D18/14  
7,704,000 B2 \* 4/2010 Bryant ..... B41J 3/36  
271/145  
D631,268 S \* 1/2011 Yang ..... D6/518  
8,567,637 B2 \* 10/2013 Mori ..... B41J 3/46  
220/827  
D711,463 S \* 8/2014 Costabeber ..... D18/50  
D722,109 S \* 2/2015 Nanno ..... D18/50  
D735,267 S \* 7/2015 Chung ..... D18/50  
D735,268 S \* 7/2015 Sato ..... D18/55

\* cited by examiner

(\*\*) Term: **15 Years**

*Primary Examiner* — Cathy Anne MacCormac

(21) Appl. No.: **29/533,944**

(74) *Attorney, Agent, or Firm* — Cantor Colburn LLP

(22) Filed: **Jul. 23, 2015**

(30) **Foreign Application Priority Data**

Feb. 11, 2015 (KR) ..... 30-2015-0007474

(51) **LOC (10) Cl.** ..... **18-02**

(52) **U.S. Cl.**  
USPC ..... **D18/55**

(58) **Field of Classification Search**  
USPC ..... D18/6-7, 14, 19, 50, 54, 54.1, 55;  
D14/420-425  
CPC ... B41J 3/36; B41J 3/4075; B41J 11/58; B41J  
13/00; B41J 15/00; B41J 15/02; B41J  
15/042; B41J 17/00; B41J 29/00; B41J  
29/02; B41J 29/08; B41J 29/13; G06F  
3/12; G06K 15/14

See application file for complete search history.

(56) **References Cited**

**U.S. PATENT DOCUMENTS**

D276,235 S \* 11/1984 Dorman ..... D18/54  
5,224,786 A \* 7/1993 Takagi ..... B41J 3/4075  
D18/50

(57) **CLAIM**

We claim the ornamental design for a printer, as shown and described.

**DESCRIPTION**

FIG. 1 is a front perspective view of a printer showing our new design;  
FIG. 2 is a front view thereof;  
FIG. 3 is a rear view thereof;  
FIG. 4 is a left-side view thereof;  
FIG. 5 is a right-side view thereof;  
FIG. 6 is a top view thereof;  
FIG. 7 is a bottom view thereof; and,  
FIG. 8 is an enlarged cross-sectional view thereof taken along line 8-8 on FIG. 6.  
The broken lines depict environmental subject matter and form no part of the claimed design.

**1 Claim, 5 Drawing Sheets**

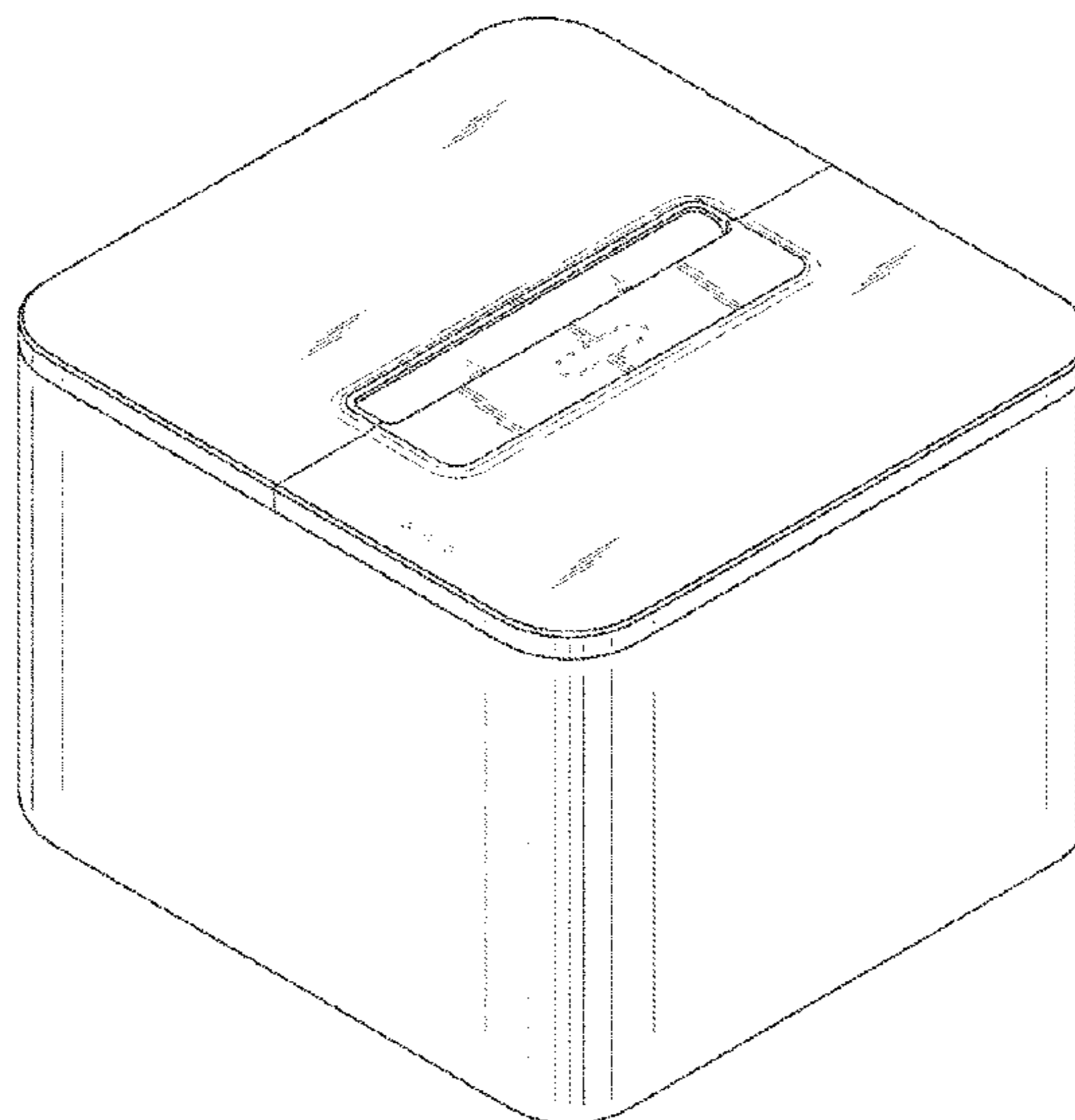


FIG.1

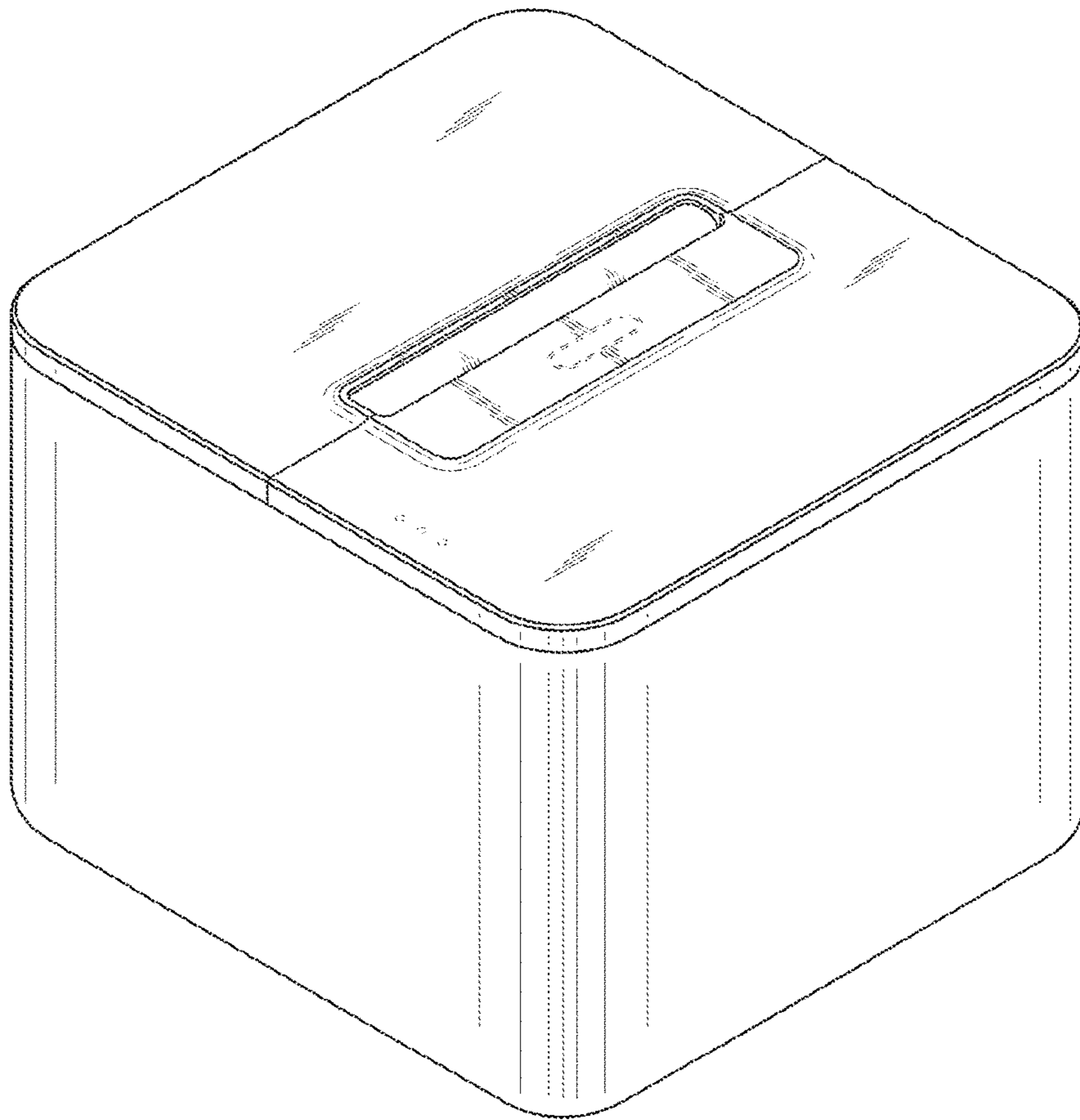


FIG.2




FIG.3




FIG.4




FIG.5


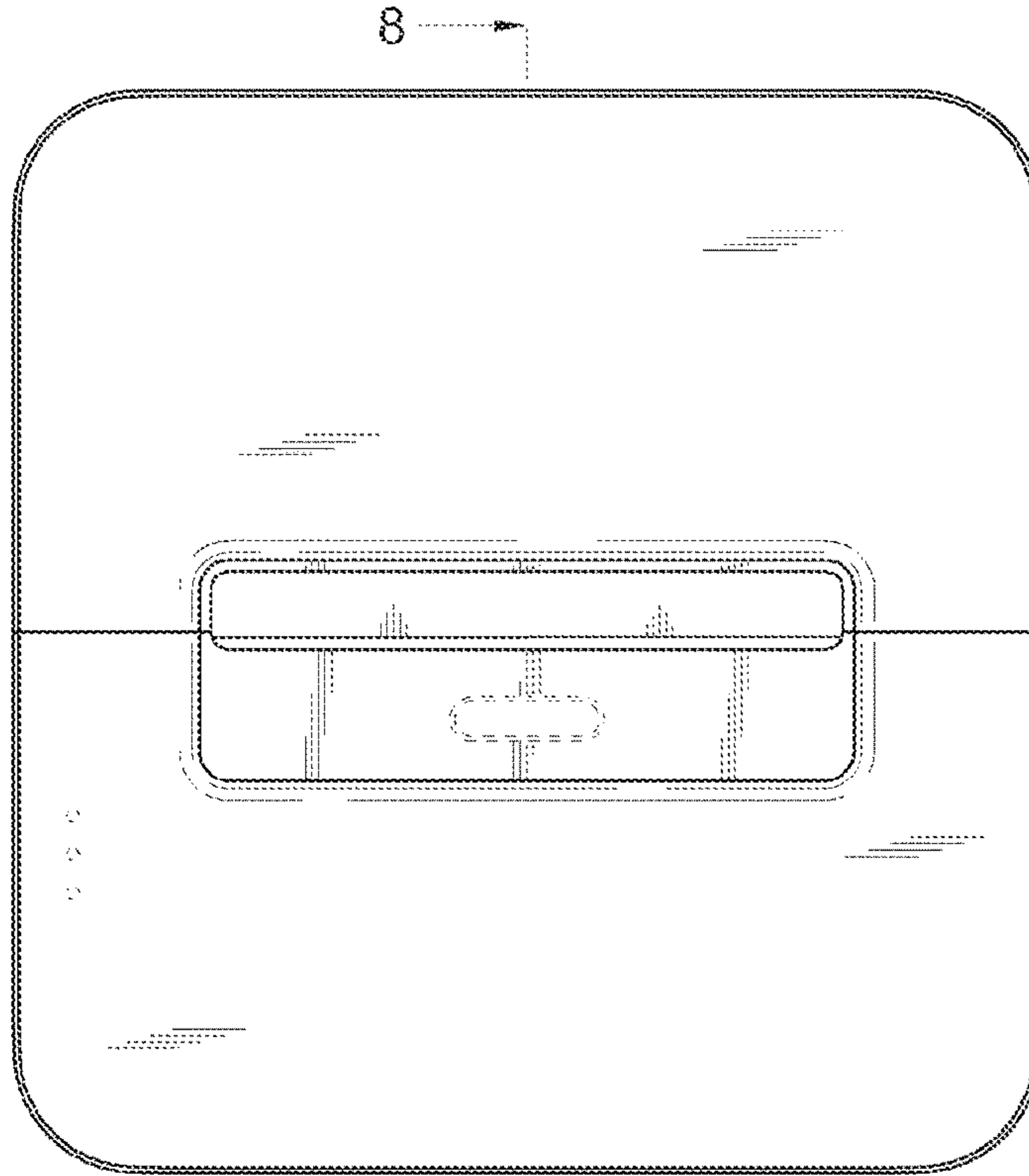


FIG.6



8

FIG.7




FIG.8

