



US00D785053S

(12) **United States Design Patent** (10) **Patent No.:** **US D785,053 S**
Okuyama et al. (45) **Date of Patent:** **** Apr. 25, 2017**

(54) **FRONT GRILL OF A HOOD FOR AN AGRICULTURAL TRACTOR**

Primary Examiner — Mark Goodwin

(74) *Attorney, Agent, or Firm* — Norris McLaughlin & Marcus, P.A.

(71) Applicant: **YANMAR CO., LTD.**, Osaka (JP)

(72) Inventors: **Kiyoyuki Okuyama**, Yamagata (DE);
Kenji Watabe, Osaka (DE); **Kunihiko Matsumoto**, Osaka (DE)

(57) **CLAIM**

The ornamental design for a front grill of a hood for an agricultural tractor.

(73) Assignee: **Yanmar Co., Ltd.**, Osaka (JP)

(**) Term: **15 Years**

(21) Appl. No.: **29/557,168**

(22) Filed: **Mar. 7, 2016**

DESCRIPTION

Related U.S. Application Data

(62) Division of application No. 29/524,808, filed on Apr. 23, 2015, now Pat. No. Des. 760,815.

FIG. 1 is a front side elevational view of a grill for an agricultural tractor showing an embodiment of our new design;

FIG. 2 is a top plan view thereof;

FIG. 3 is a bottom plan view thereof;

FIG. 4 is a right side elevational view thereof;

FIG. 5 is a left side elevational view thereof;

FIG. 6 is a right side perspective view thereof; and,

FIG. 7 is a referential view thereof showing use of our new design.

(30) **Foreign Application Priority Data**

Oct. 29, 2014 (JP) 2014-024187

Oct. 29, 2014 (JP) 2014-024188

(51) **LOC (10) Cl.** **15-03**

(52) **U.S. Cl.**
USPC **D15/31**

(58) **Field of Classification Search**
USPC D15/10, 11, 13–17, 22–26, 28, 31;
D12/173; 56/13.3, 13.4, 15.8, 15.9,
56/320.1; 180/89.1, 89.12, 900, 69.2,
180/68.1, 69.1

CPC B62D 25/10; B62D 25/00; B62D
49/00–49/085; B60R 19/52; B60R 21/38;
B60K 13/02; B60K 11/08; B60K 11/04;

(Continued)

The front grill is disposed at a lower portion of the front of the hood. On the right and left sides of the front grill, two headlights are disposed. At the center of the front grill, a ventilator is disposed. The ventilator has a symmetrical, polygonal shape of large area. On the outer side of a lower portion of the front grill, a vertically oblong ventilator is disposed. At the lower portion of the front grill, a laterally oblong ventilator is disposed. On the outer side of the hood, four rectangular ventilators are disposed. Each of the ventilators has a network structure with a large number of ventilation holes in the network. It is the portion indicated by the solid lines that is sought for registration as partial design. A rear elevational view is omitted since the portion sought for design registration is hidden in the rear elevational view. The broken line showing of a hood is included for the purpose of illustrating environmental structure only and forms no part of the claimed design.

(56) **References Cited**

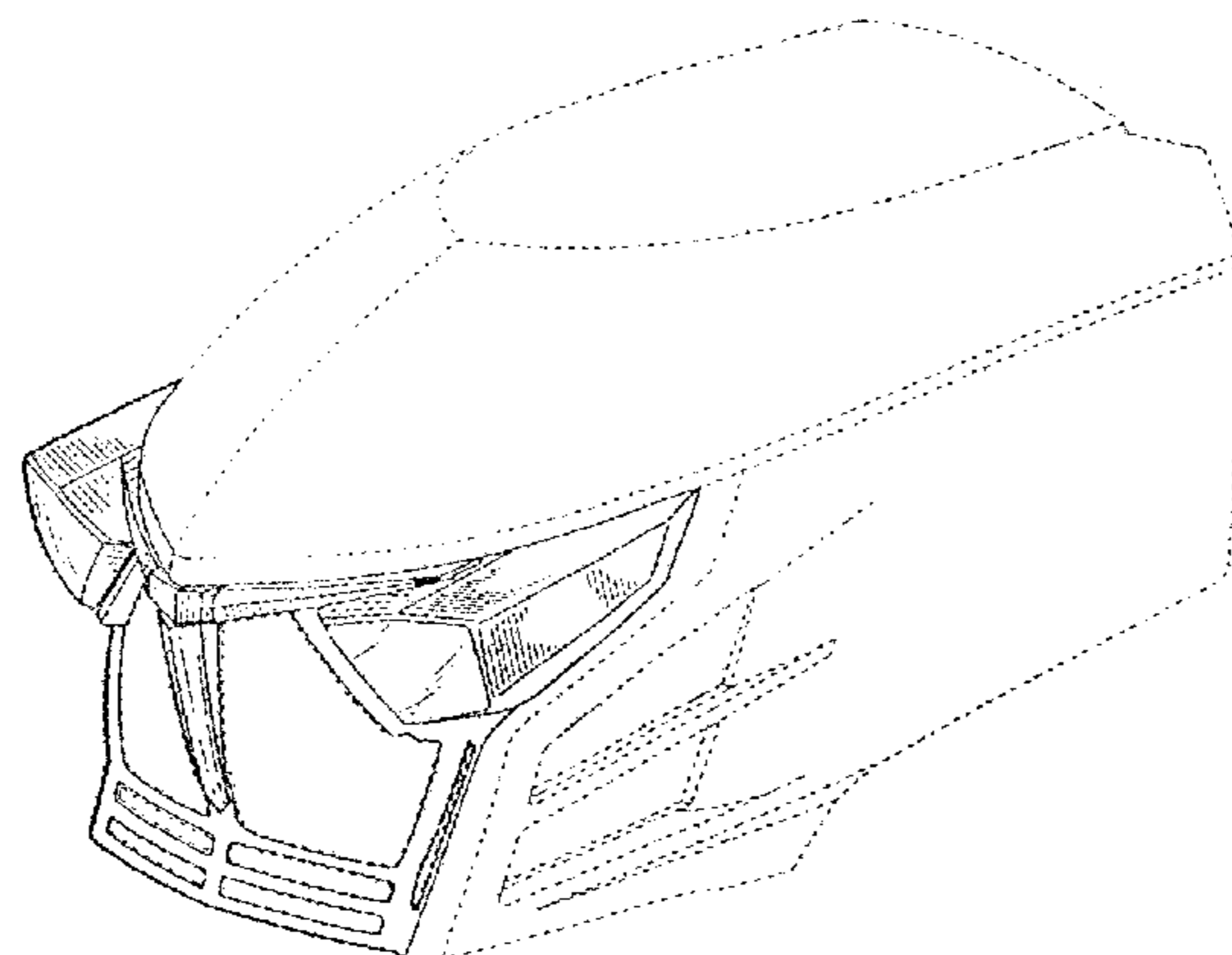
U.S. PATENT DOCUMENTS

D537,455 S * 2/2007 Kuwae D15/31

D546,351 S * 7/2007 Arthur D15/31

(Continued)

1 Claim, 6 Drawing Sheets



(58) **Field of Classification Search**

CPC F01P 11/10; F01P 5/06; F01P 2001/005;
B60Y 2200/221

See application file for complete search history.

(56) **References Cited**

U.S. PATENT DOCUMENTS

D586,828	S	*	2/2009	Staines	D15/31
D591,777	S	*	5/2009	Kokitkar	D15/31
D596,205	S	*	7/2009	Kawashiri	D15/31
D602,507	S	*	10/2009	Kushita	D15/31
D605,669	S	*	12/2009	Matsumoto	D15/31
D620,955	S	*	8/2010	Krogh	D15/31
D624,944	S	*	10/2010	Major	D15/31
D631,489	S	*	1/2011	Booth	D15/31
D632,312	S	*	2/2011	Booth	D15/31
D642,598	S	*	8/2011	Wikner	D15/31
D655,318	S	*	3/2012	Hagele	D15/31
D668,695	S	*	10/2012	Ringer	D15/31
D675,233	S	*	1/2013	Kushita	D15/31
D676,466	S	*	2/2013	Ewringmann	D15/20
D680,562	S	*	4/2013	Park	D15/31

* cited by examiner

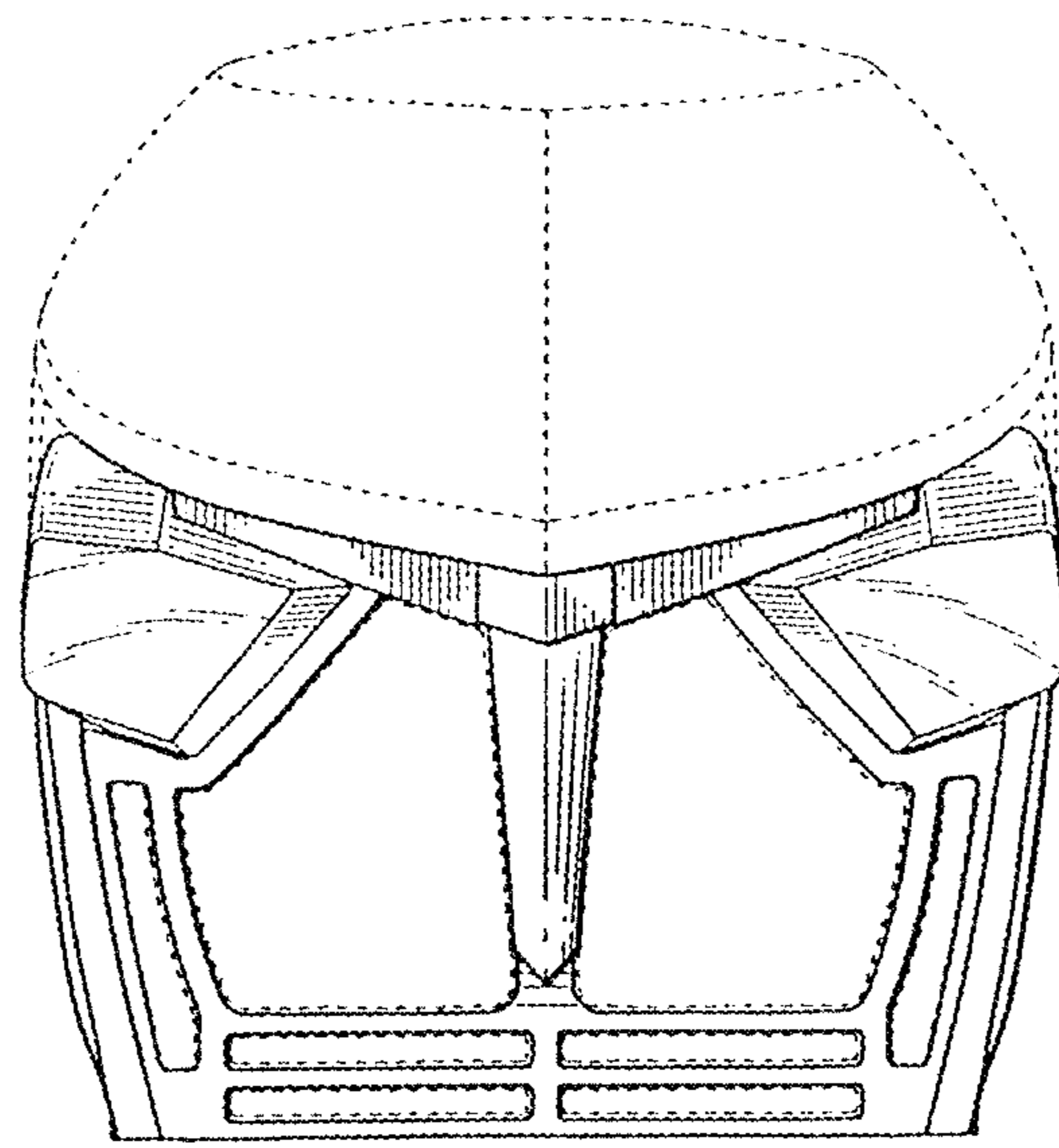


FIG. 1

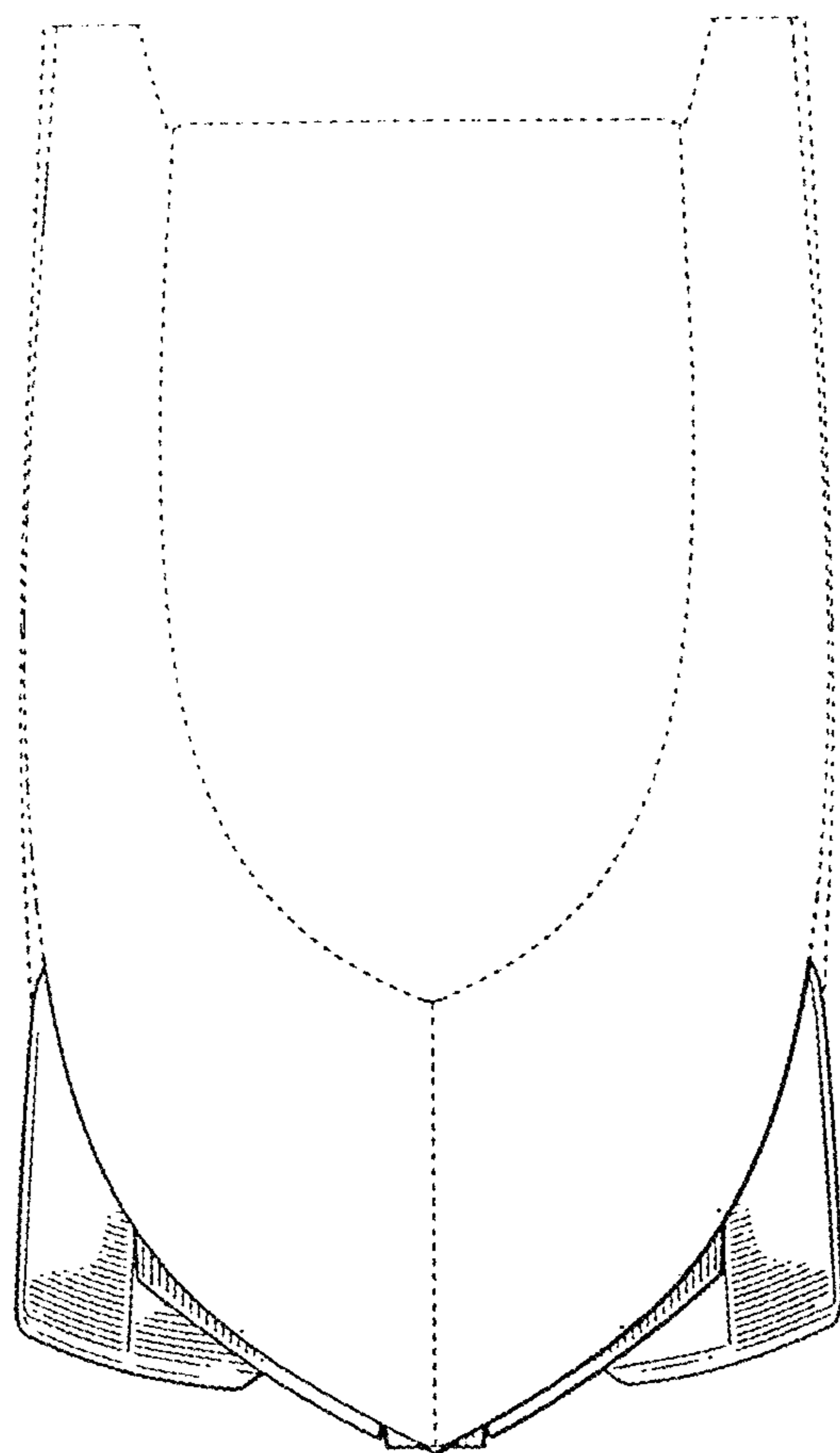


FIG. 2

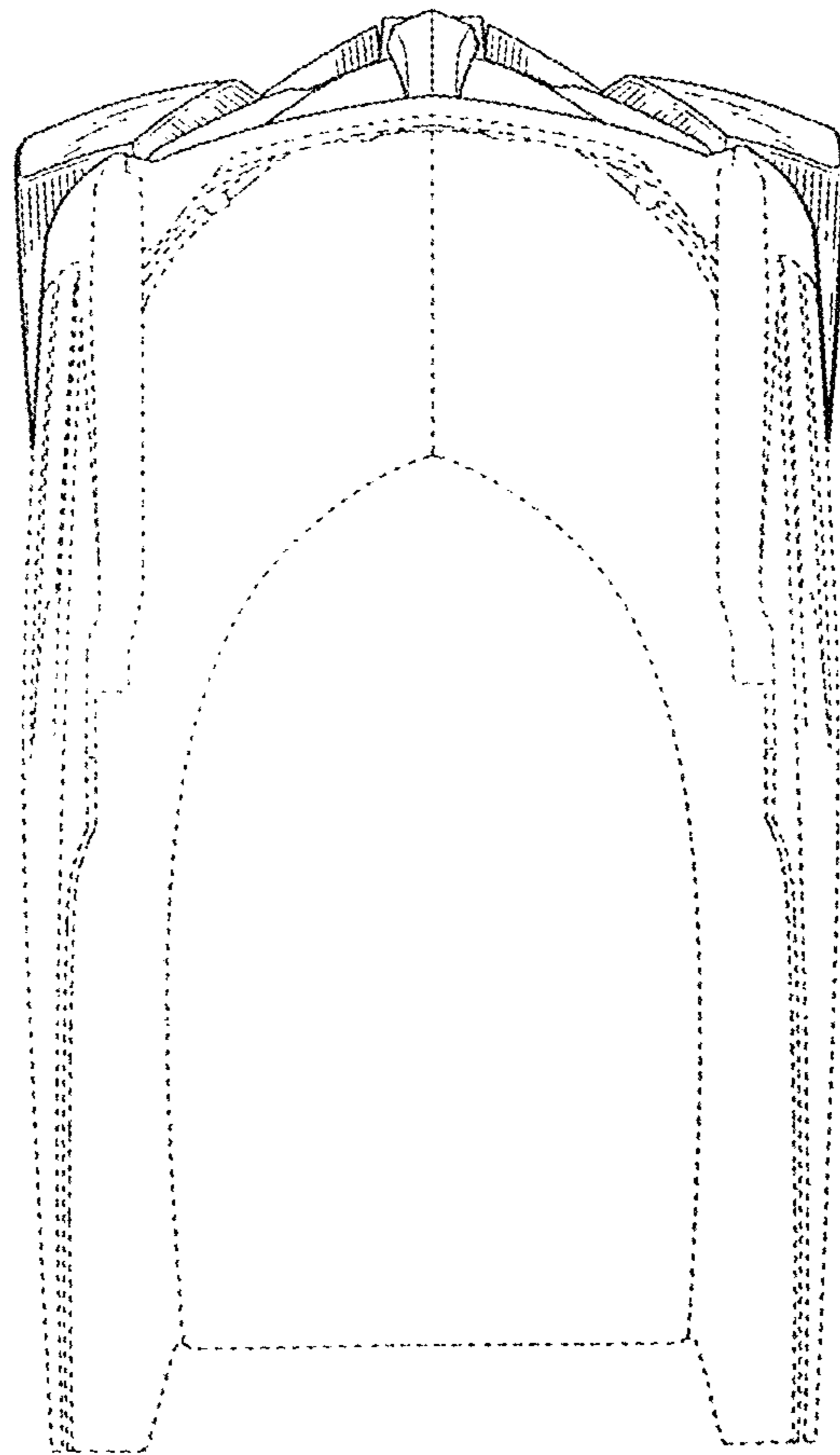


FIG. 3

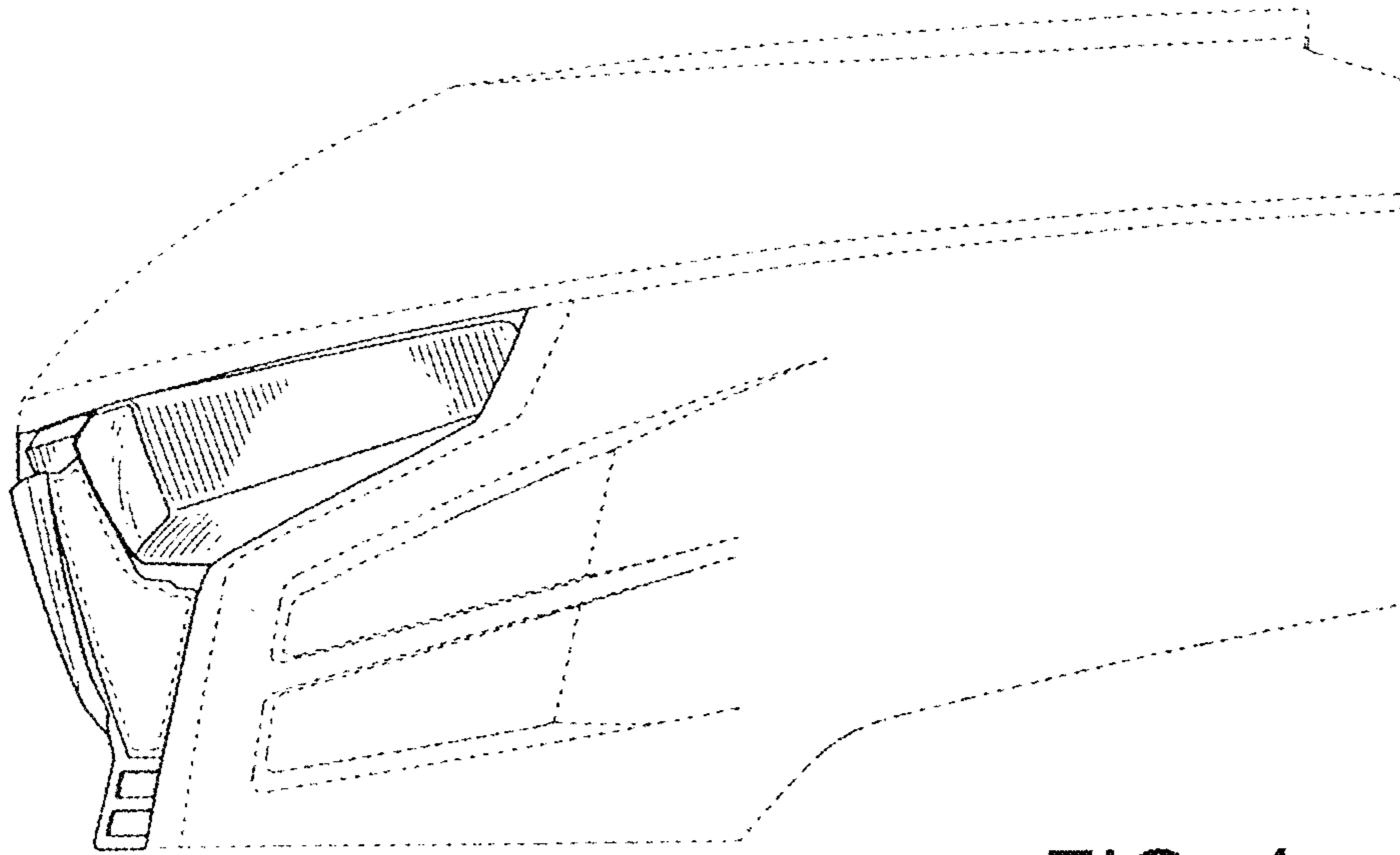


FIG. 4

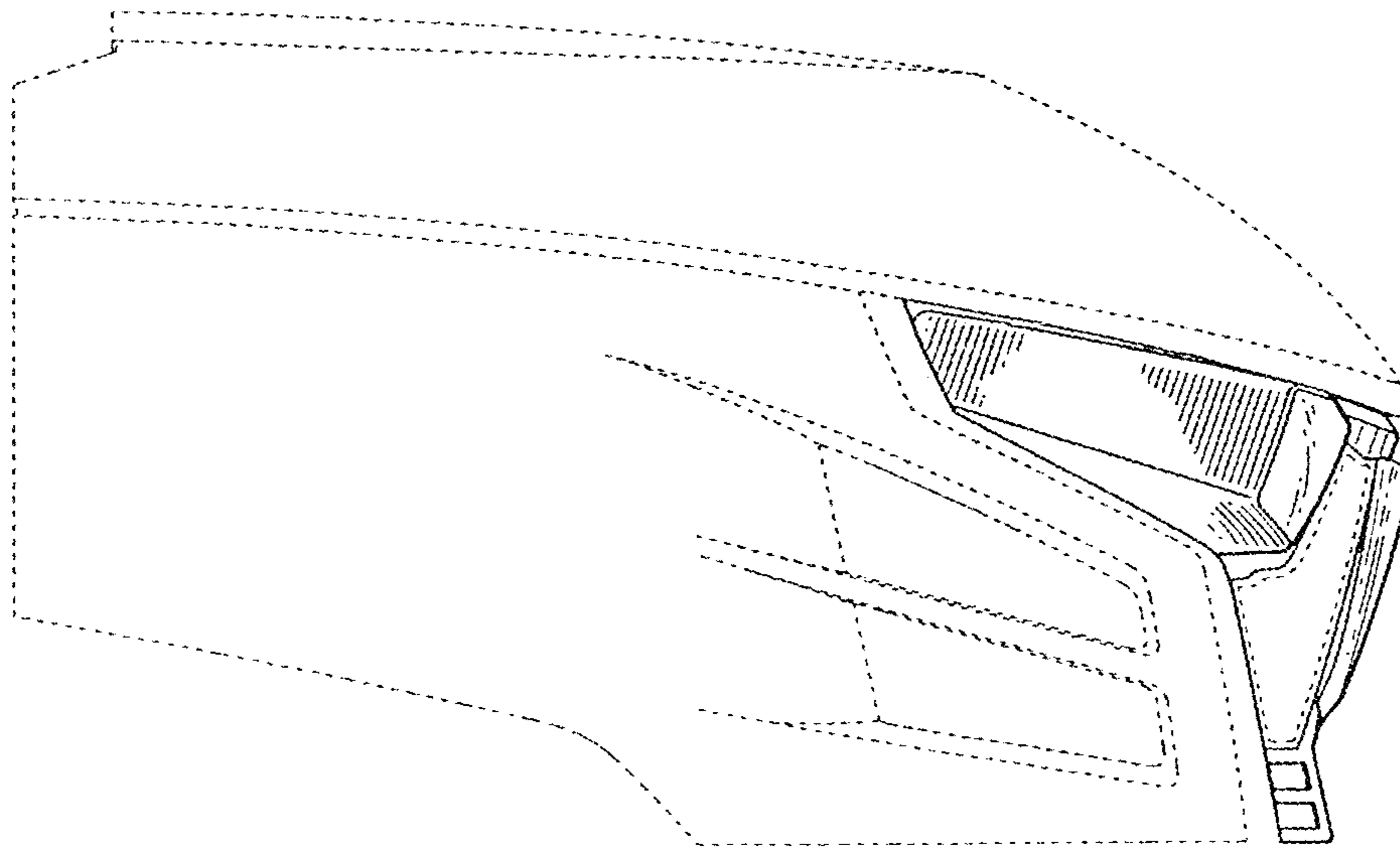


FIG. 5

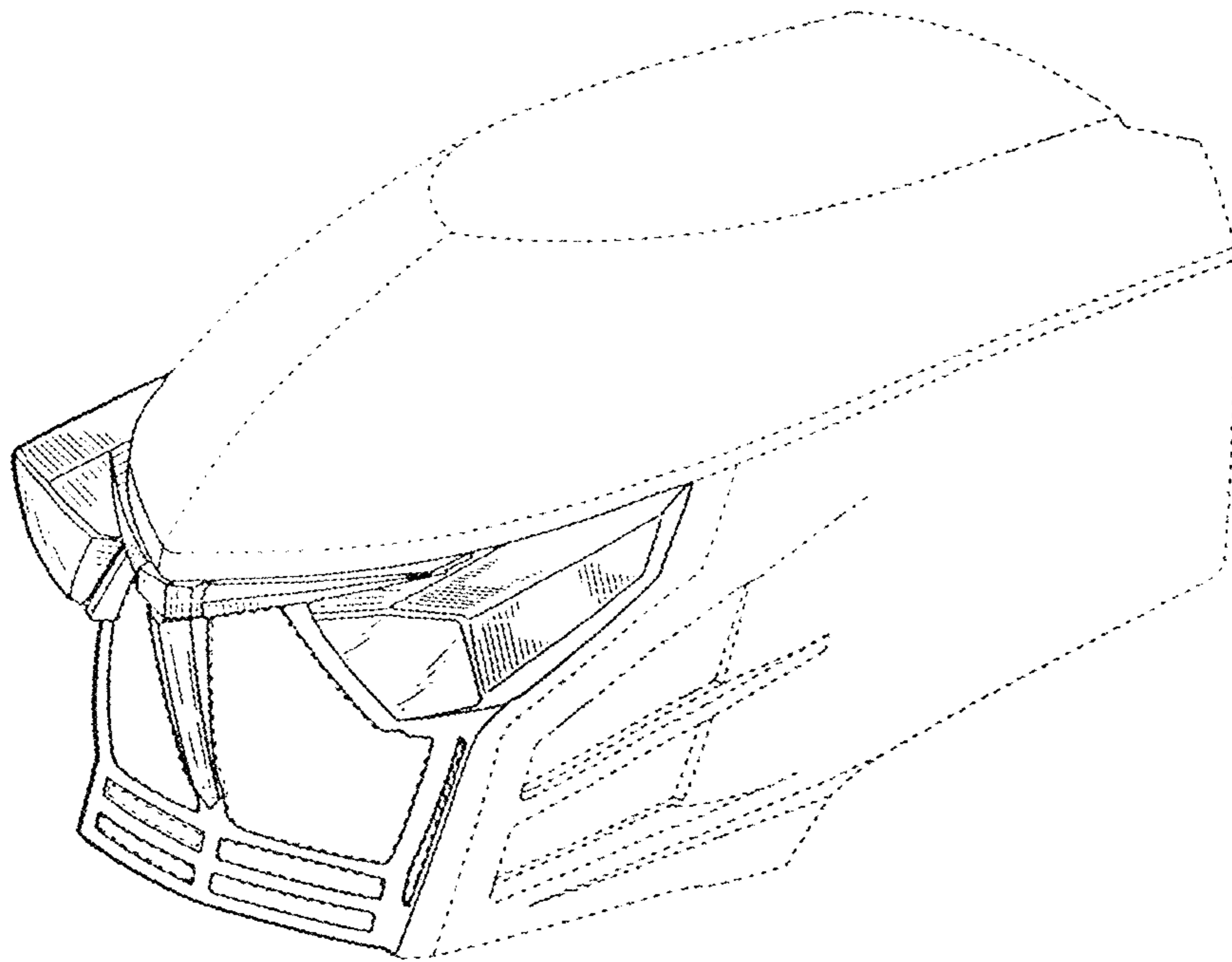


FIG. 6

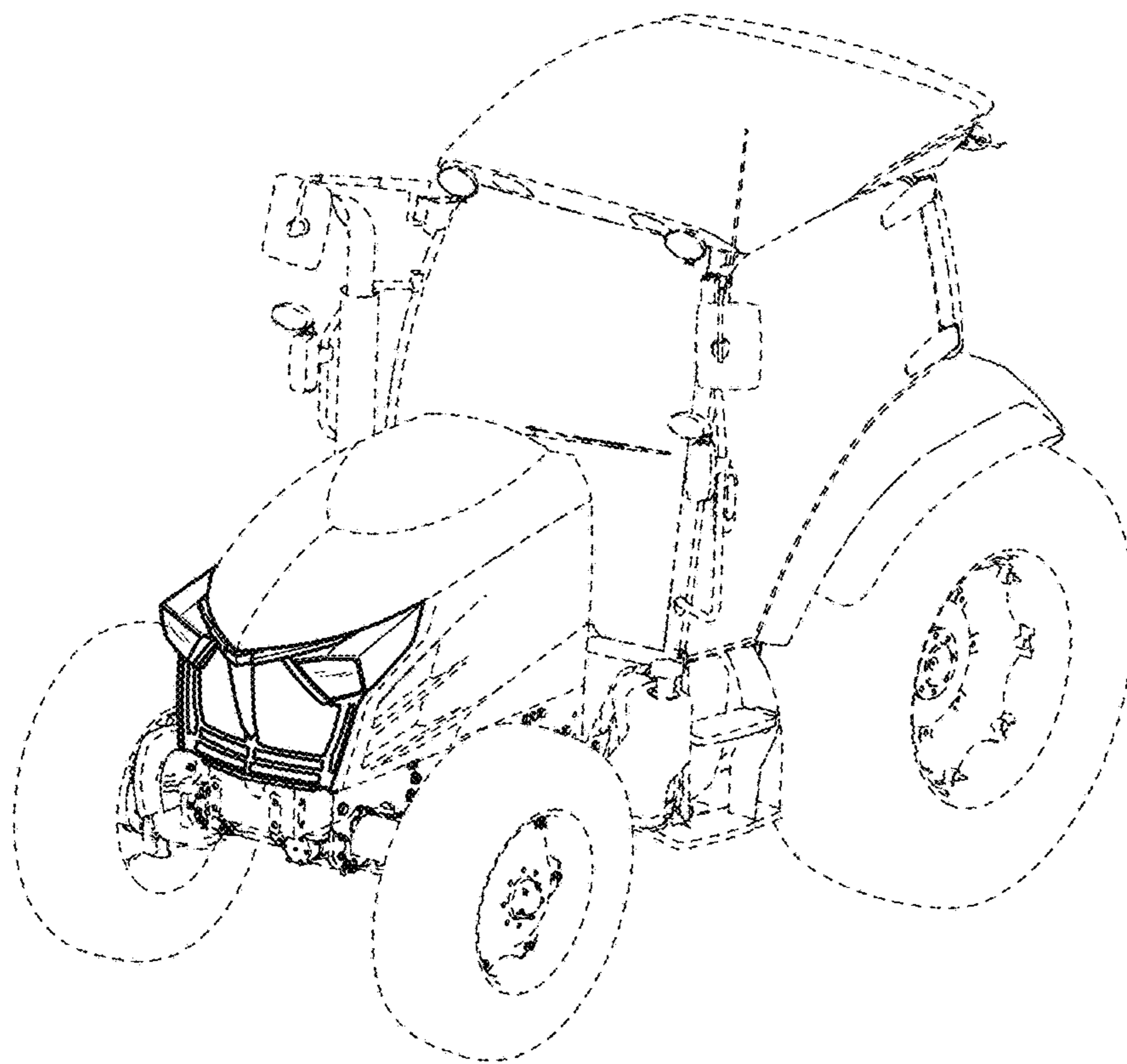


FIG. 7