



US00D785046S

(12) **United States Design Patent**
Tang

(10) **Patent No.:** **US D785,046 S**

(45) **Date of Patent:** **** Apr. 25, 2017**

(54) **HANDHELD PORTABLE HIGH FIDELITY
MUSIC PLAYBACK WITH STREAMING AND
WIFI ROUTING**

D373,207 S *	8/1996	Yuen	D14/168
5,598,954 A *	2/1997	Salzano	A47K 10/32 222/162
6,092,694 A *	7/2000	Sadow	B05B 11/0005 222/179.5
6,122,526 A *	9/2000	Parulski	348/E5.029
D439,852 S *	4/2001	Hisatsune	D10/104.1
D490,068 S *	5/2004	Chen	D14/203.3
D518,065 S *	3/2006	Kobayashi	D14/203.2
D525,987 S *	8/2006	Kim	D14/203.2
D525,988 S *	8/2006	Kim	D14/203.2
D533,185 S *	12/2006	Ishida	D14/203.2

(71) Applicant: **Xiuquan Tang**, Zhongshan (CN)

(72) Inventor: **Xiuquan Tang**, Zhongshan (CN)

(73) Assignee: **Echobox Audio, LLC**, Bellevue, WA
(US)

(**) Term: **15 Years**

* cited by examiner

(21) Appl. No.: **29/550,344**

Primary Examiner — Prabhakar Deshmukh

(22) Filed: **Jan. 1, 2016**

(74) *Attorney, Agent, or Firm* — Jie Tan; JT Law
Services, PC

Related U.S. Application Data

(63) Continuation-in-part of application No. 14/590,713,
filed on Jan. 6, 2015.

(51) **LOC (10) Cl.** **14-03**

(57) **CLAIM**

(52) **U.S. Cl.**

USPC **D14/496**; D14/203.3

The ornamental design for a handheld portable high fidelity music playback with streaming and WIFI routing, as shown and described.

(58) **Field of Classification Search**

USPC D14/496, 401, 435, 474, 483, 217, 137,
D14/138, 160, 168, 356, 203.1–203.8,
D14/507; 345/156, 169, 173–179, 905;
715/727–729, 864; 710/1, 5, 8; 713/1,
713/600; 455/1.1, 1.7, 73, 344–347, 93,
455/95, 3.01–3.06, 550.1, 573.1;
370/342–344; 369/1, 2, 6–12;
463/43–47; 273/148 B; D10/30, 31, 38,
D10/128

CPC H04J 11/00; H04J 13/00; H04J 14/00
See application file for complete search history.

DESCRIPTION

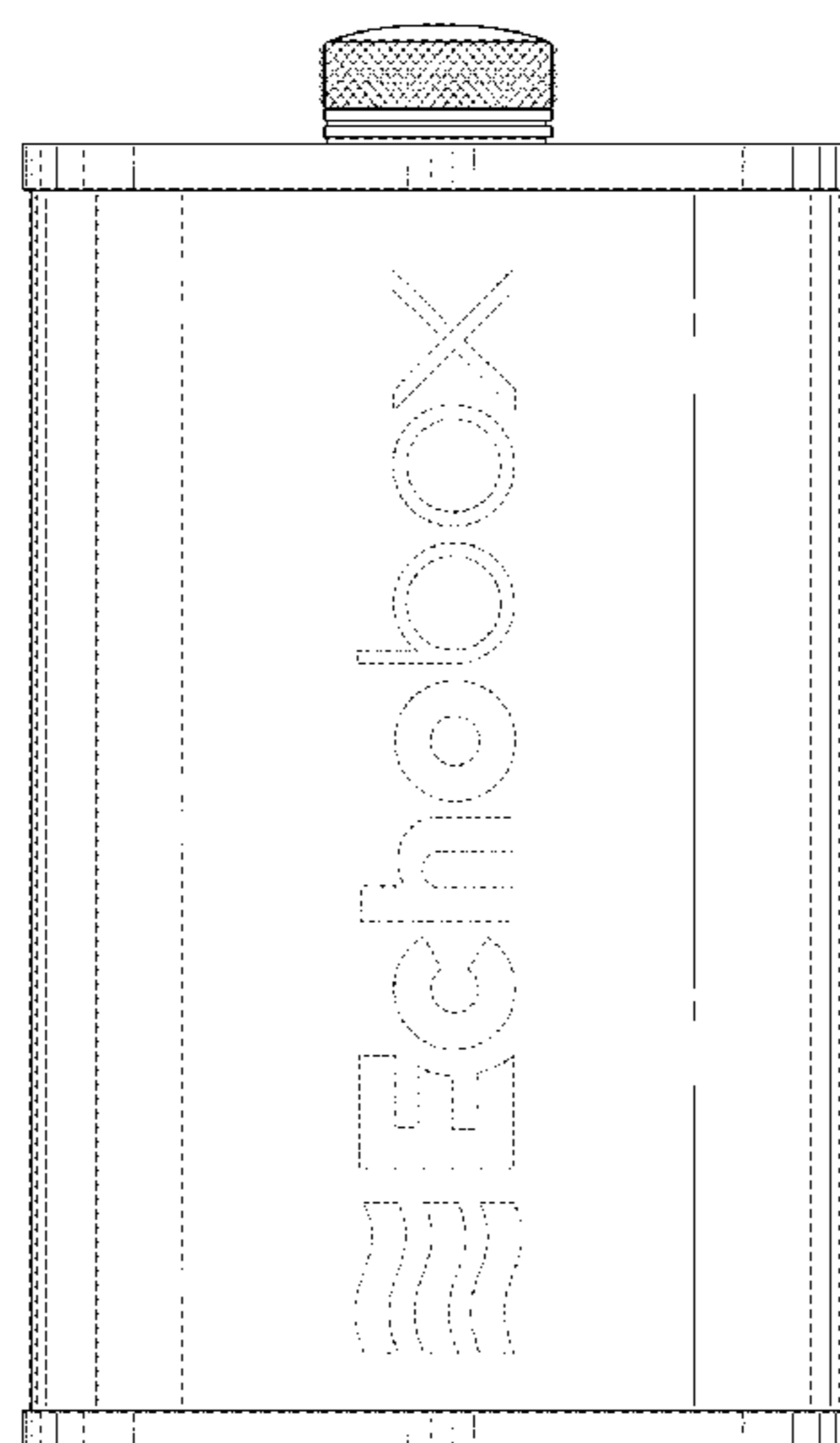
FIG. 1 is a rear elevational view of a handheld portable high fidelity music playback with streaming and WIFI routing showing the new design;
FIG. 2 is a front elevational view thereof;
FIG. 3 is a left side elevational view thereof, the right side elevational view being a mirror image thereof;
FIG. 4 is a top plan view thereof; and,
FIG. 5 is a bottom plan view thereof.
The broken lines illustrate unclaimed portions and form no part of the claimed design.

(56) **References Cited**

U.S. PATENT DOCUMENTS

2,656,958 A *	10/1953	Austin	A62C 8/02 222/175
3,843,032 A *	10/1974	Moran	A45F 3/16 215/382

1 Claim, 4 Drawing Sheets



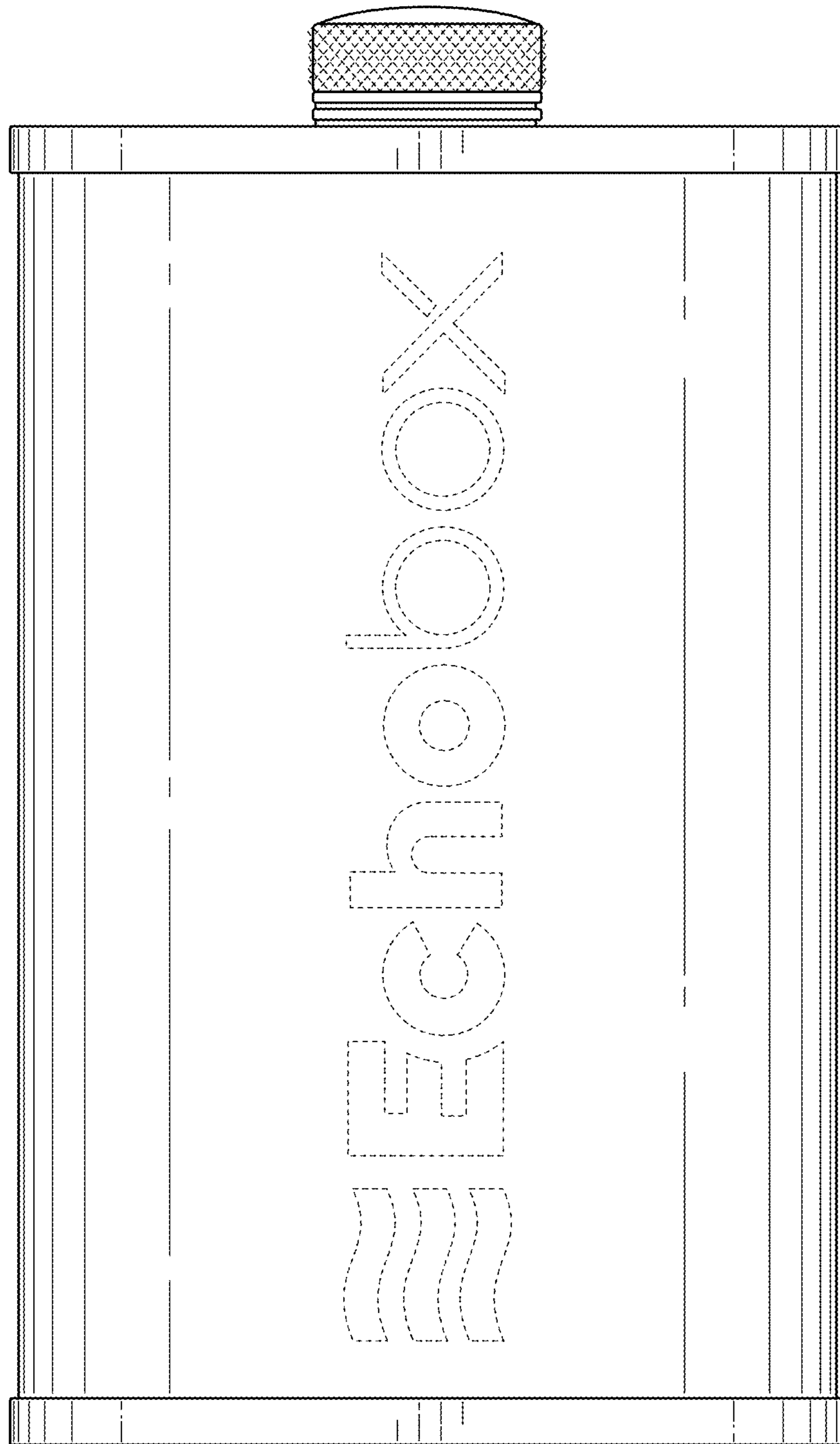


FIG. 1



FIG. 2

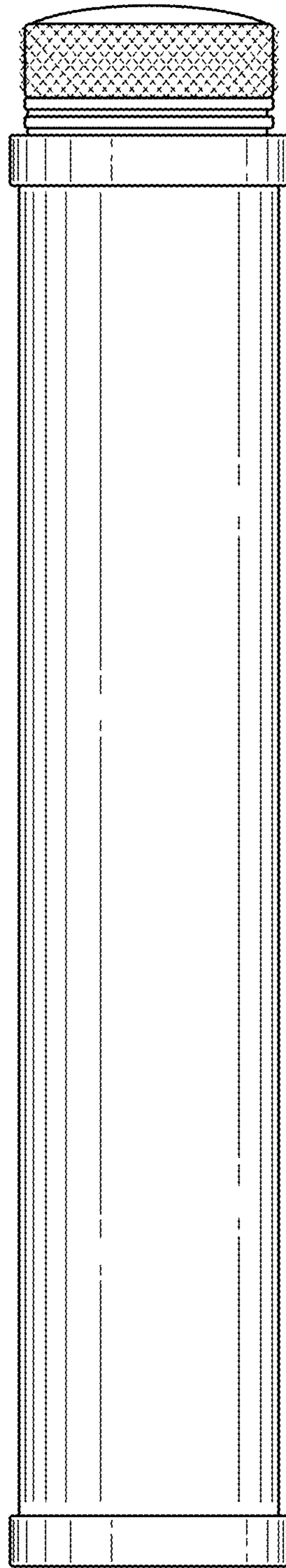


FIG. 3

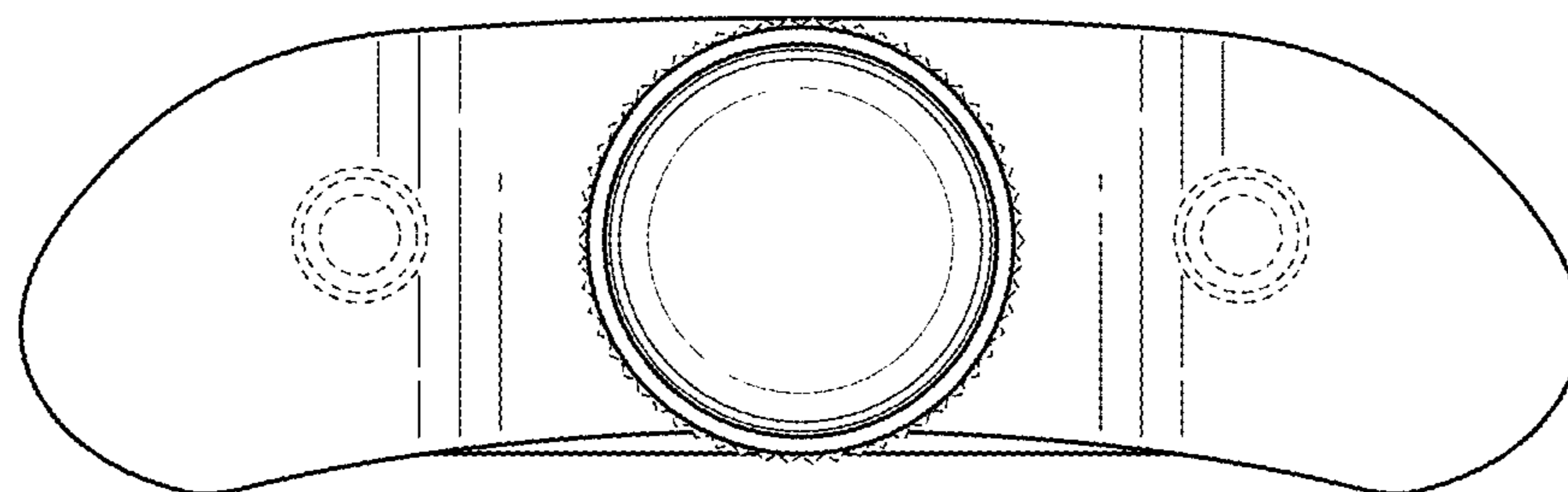


FIG. 4

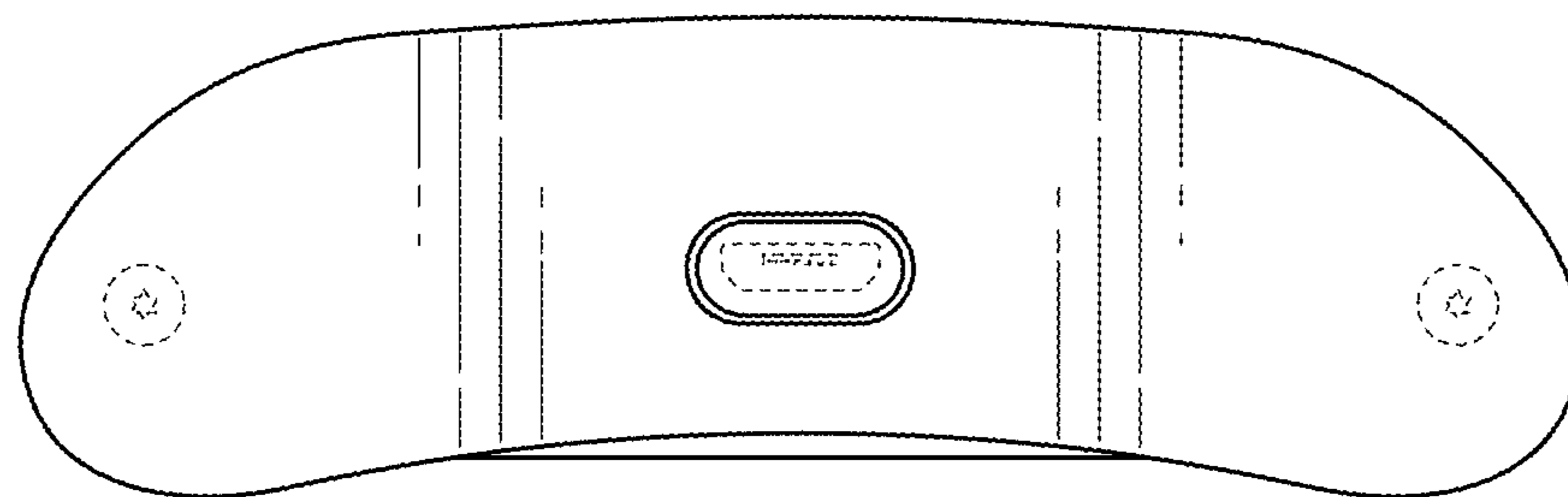


FIG. 5