



US00D785017S

(12) **United States Design Patent** (10) **Patent No.:** **US D785,017 S**
Wang et al. (45) **Date of Patent:** **** Apr. 25, 2017**

(54) **DISPLAY SCREEN OR PORTION THEREOF WITH GRAPHICAL USER INTERFACE**

(71) Applicant: **Leauto Intelligent Technology (BEIJING) Co. Ltd.**, Beijing (CN)

(72) Inventors: **Lei Wang**, Beijing (CN); **Fan Yang**, Beijing (CN); **XiuBin Yang**, Beijing (CN); **Ting Wu**, Beijing (CN)

(73) Assignee: **Leauto Intelligent Technology (Beijing) Co. Ltd.**, Beijing (CN)

(**) Term: **15 Years**

(21) Appl. No.: **29/505,566**

(22) Filed: **Dec. 23, 2015**

(30) **Foreign Application Priority Data**

Oct. 26, 2015 (CN) 2015 3 0416834

(51) **LOC (10) Cl.** **14-04**

(52) **U.S. Cl.**
USPC **D14/486**

(58) **Field of Classification Search**
USPC D14/485-495
CPC .. G06F 3/048; G06F 3/04842; G06F 3/04847;
G06F 3/0481; G06F 17/211; G06F
17/212

See application file for complete search history.

(56) **References Cited**

U.S. PATENT DOCUMENTS

D700,197 S * 2/2014 Akcasu D14/486
D716,328 S * 10/2014 Schoger D14/486
D718,325 S * 11/2014 Schoger D14/486
D720,362 S * 12/2014 Schoger D14/486
D727,928 S * 4/2015 Allison D14/485

D733,167 S * 6/2015 Schoger D14/486
D741,898 S * 10/2015 Soegiono D14/488
D743,992 S * 11/2015 Lee D14/487
D746,828 S * 1/2016 Arai D14/485
D746,855 S * 1/2016 Choi D14/488
D749,107 S * 2/2016 Amiya D14/486
D749,634 S * 2/2016 Cho D14/489
D757,775 S * 5/2016 Iwamoto D14/486
D758,403 S * 6/2016 Lee D14/486
D759,682 S * 6/2016 Myung D14/485
D760,250 S * 6/2016 Myung D14/485
D760,251 S * 6/2016 Myung D14/485
D761,840 S * 7/2016 Patterson D14/488
D765,091 S * 8/2016 Del Lima D14/485
D765,115 S * 8/2016 Pierson D14/486
D765,672 S * 9/2016 Raff D14/485
D765,674 S * 9/2016 Kim D14/485
D765,681 S * 9/2016 Nagel D14/486
D765,695 S * 9/2016 Leabman D14/486
D765,698 S * 9/2016 Kwon D14/486
D765,718 S * 9/2016 Vinna D14/488

(Continued)

Primary Examiner — Darlington Ly

Assistant Examiner — Daniel J Domino

(74) *Attorney, Agent, or Firm* — Hauptman Ham, LLP

(57) **CLAIM**

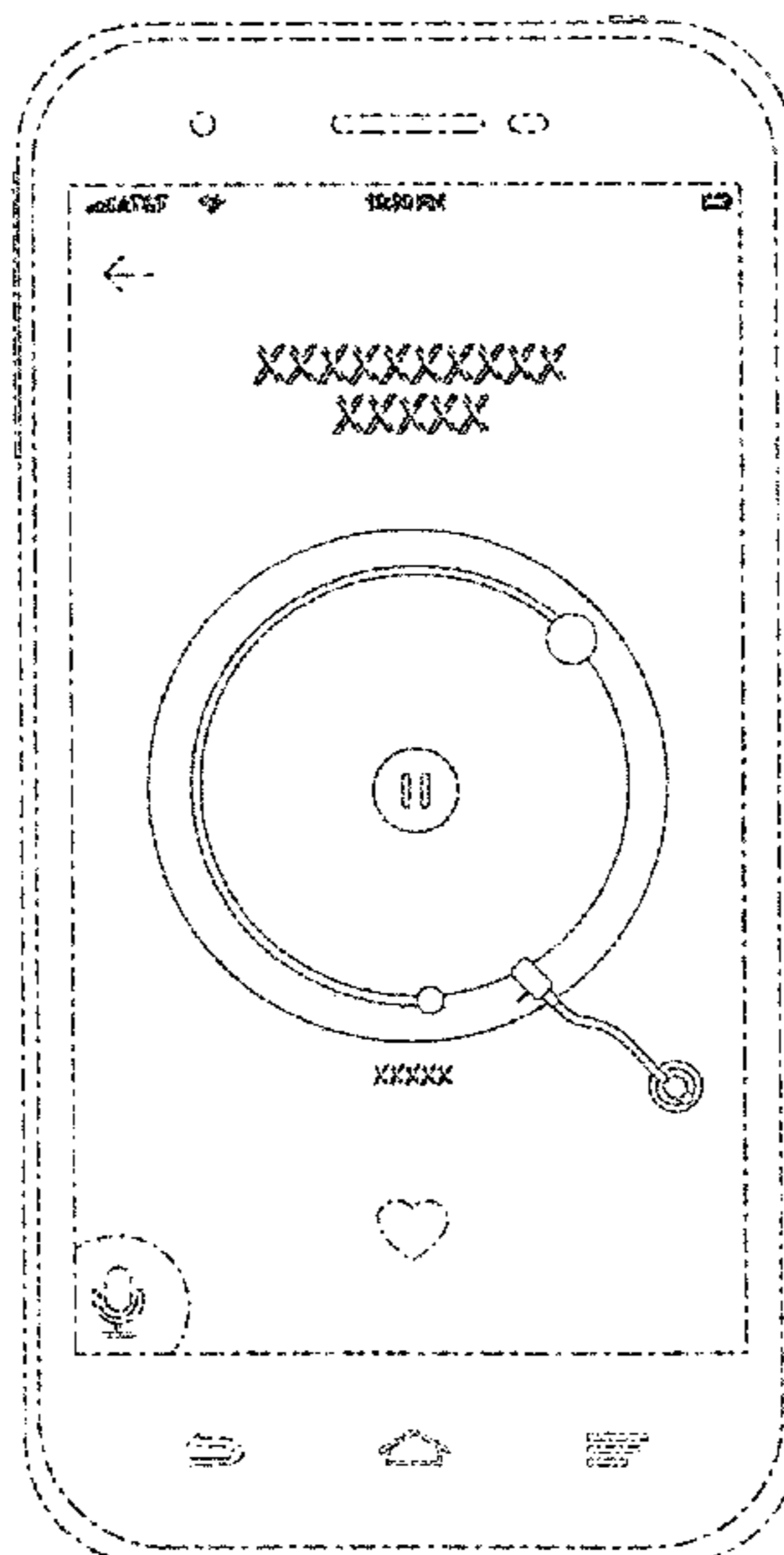
The ornamental design for a display screen or portion thereof with graphical user interface, as shown and described.

DESCRIPTION

FIG. 1 is a front view of a display screen or portion thereof with graphical user interface, showing my new design; and, FIG. 2 is a second embodiment thereof.

The broken lines showing a device illustrates environment, whereas the broken lines showing a display screen and portions of the graphical user interface illustrate portions of the article. None of the broken lines form part of the claimed design.

1 Claim, 2 Drawing Sheets



(56)

References Cited

U.S. PATENT DOCUMENTS

2008/0250344 A1* 10/2008 Yoshida G06F 3/04815
715/788
2011/0047014 A1* 2/2011 De Angelo G06F 3/0482
705/14.4
2012/0096383 A1* 4/2012 Sakamoto G06F 9/4443
715/772
2013/0111406 A1* 5/2013 Gebhart G06F 3/0487
715/823
2013/0231893 A1* 9/2013 Miller F01D 17/06
702/182
2014/0058844 A1* 2/2014 Jadeja G06Q 30/0269
705/14.66
2015/0186017 A1* 7/2015 Lee H04M 1/67
715/771

* cited by examiner

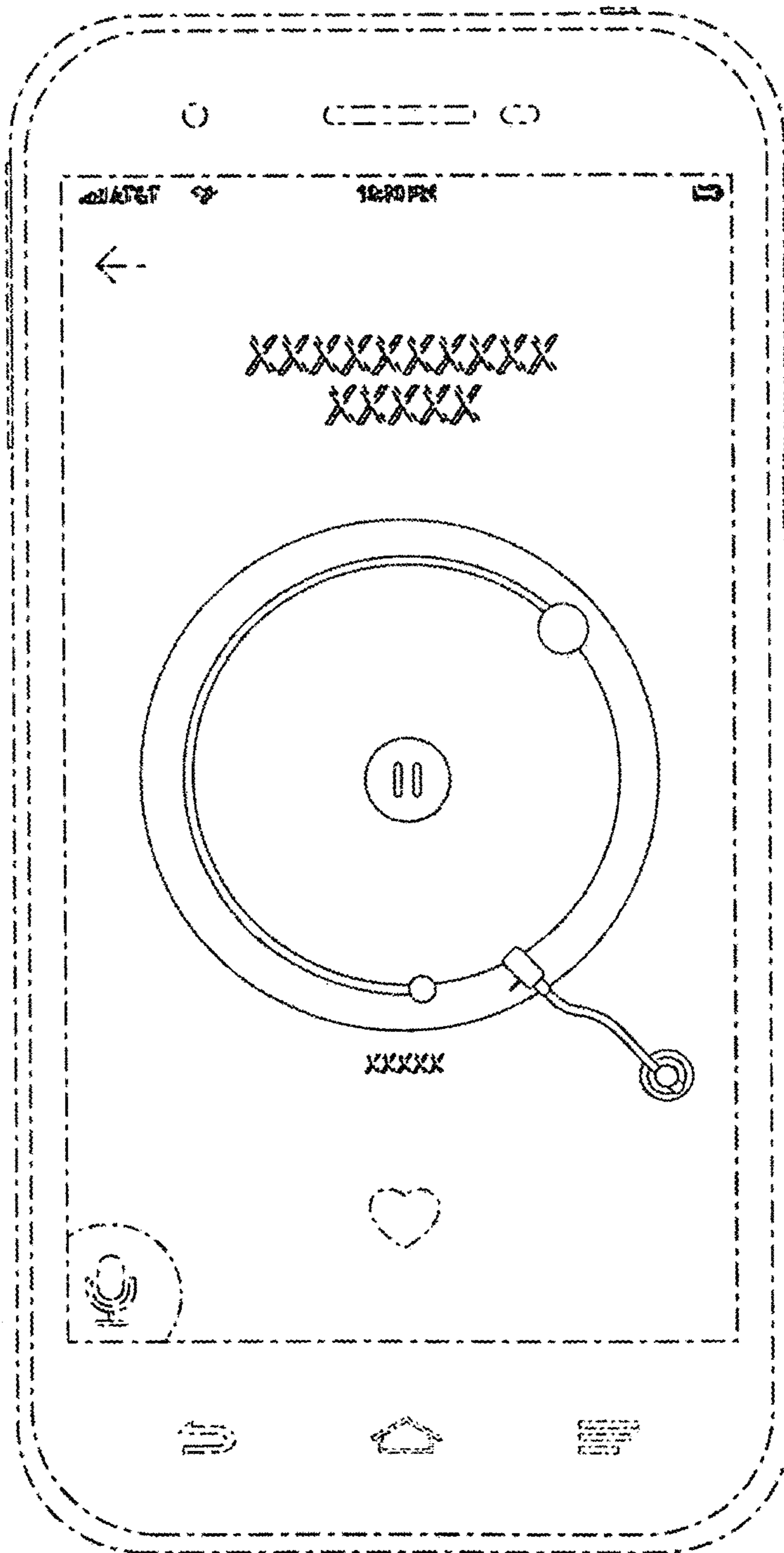


FIG. 1

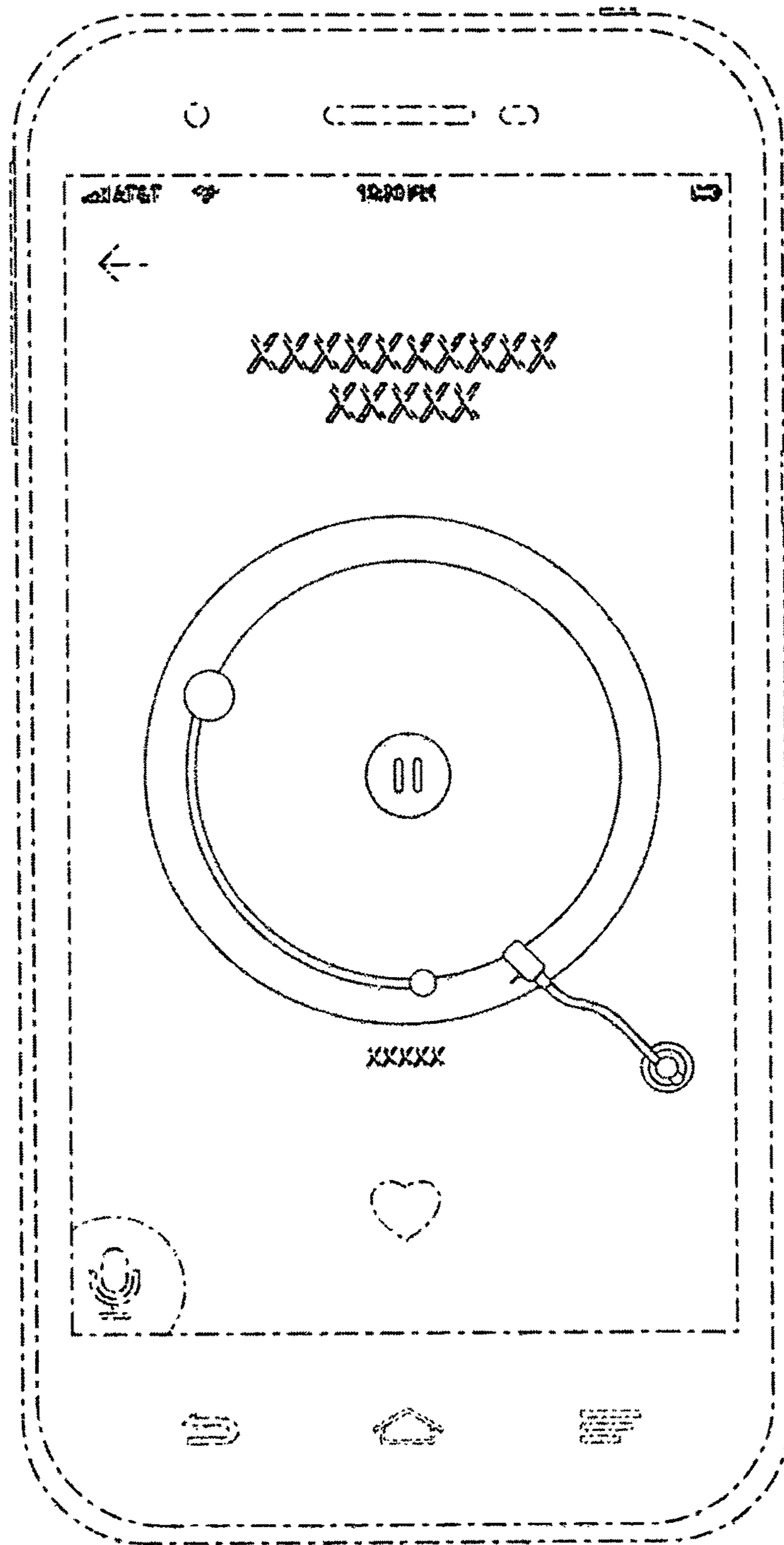


FIG. 2