



US00D784979S

(12) **United States Design Patent**  
**Yamazaki et al.**

(10) **Patent No.:** **US D784,979 S**

(45) **Date of Patent:** **\*\* \*Apr. 25, 2017**

(54) **PORTABLE INFORMATION TERMINAL**

6,016,176 A \* 1/2000 Kim ..... G02F 1/133305

(71) Applicant: **SEMICONDUCTOR ENERGY  
LABORATORY CO., LTD.,**  
Atsugi-shi, Kanagawa-ken (JP)

D491,902 S \* 6/2004 Chen ..... D14/126

D494,167 S \* 8/2004 Hirakawa ..... D14/341

D534,184 S \* 12/2006 Leija ..... D14/496

D555,655 S \* 11/2007 Iu ..... D14/447

(72) Inventors: **Shunpei Yamazaki**, Tokyo (JP);  
**Kensuke Yoshizumi**, Kanagawa (JP)

(Continued)

(73) Assignee: **Semiconductor Energy Laboratory  
Co, Ltd.**, Kanagawa-ken (JP)

**OTHER PUBLICATIONS**

Naoyuki Senda, U.S. Appl. No. 29/497,462, filed Jul. 24, 2014,  
Specification and Drawings.

(\*) Notice: This patent is subject to a terminal disclaimer.

(Continued)

(\*\*) Term: **14 Years**

*Primary Examiner* — Paula Greene

(74) *Attorney, Agent, or Firm* — Nixon Peabody LLP;

Jeffrey L. Costellia

(21) Appl. No.: **29/497,466**

(22) Filed: **Jul. 24, 2014**

(30) **Foreign Application Priority Data**

Jan. 31, 2014 (JP) ..... 2014-001993

(51) **LOC (10) Cl.** ..... **14-02**

(52) **U.S. Cl.**

USPC ..... **D14/341**

(58) **Field of Classification Search**

USPC .... D14/345, 341, 138 AB, 138 G, 496, 331,  
D14/440, 445, 501, 126, 127, 132, 202,  
D14/203.4; 313/511; 361/679.01,  
361/679.27, 749, 679.04; 455/575.1,  
455/575.3; 345/204, 173, 581, 156, 55;  
349/58

CPC ..... G06F 1/16; G06F 1/1616

See application file for complete search history.

(56) **References Cited**

**U.S. PATENT DOCUMENTS**

4,187,630 A \* 2/1980 Giulie ..... G09F 1/12  
40/757

4,607,817 A \* 8/1986 Aquino ..... A47B 23/044  
206/214

(57) **CLAIM**

We claim, the ornamental design for a portable information terminal, as shown and described.

**DESCRIPTION**

FIG. 1 is a front view of a portable information terminal showing our new design;

FIG. 2 is a rear view;

FIG. 3 is a right side view;

FIG. 4 is a left side view;

FIG. 5 is a top view;

FIG. 6 is a bottom view;

FIG. 7 is a front perspective view;

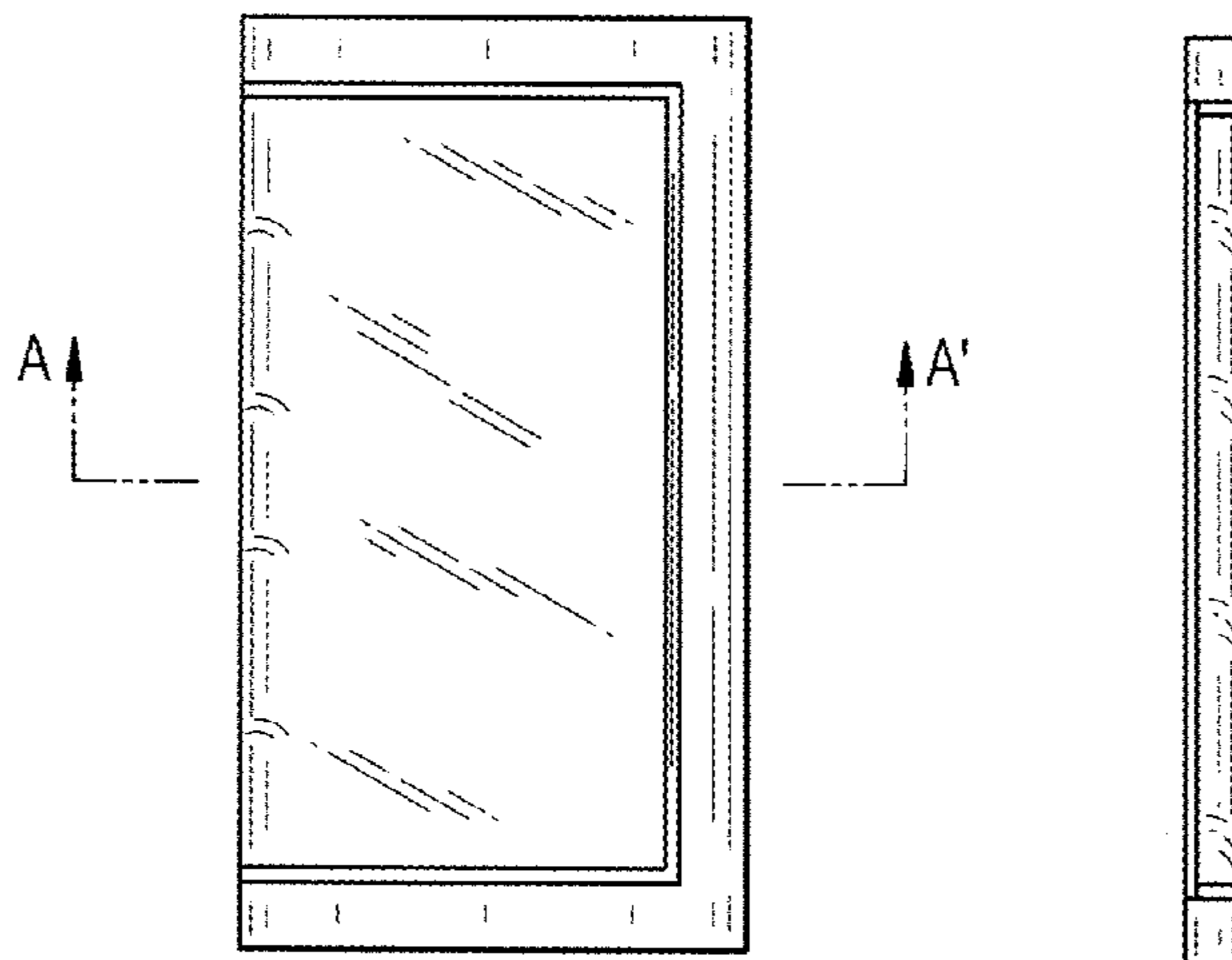
FIG. 8 is a rear perspective view;

FIG. 9 is a front perspective view in which a flexible display is unfolded;

FIG. 10 is a rear perspective view in which the flexible display is unfolded; and,

FIG. 11 is an enlarged sectional view taken from A-A' in FIG. 1 with the internal mechanisms omitted.

**1 Claim, 6 Drawing Sheets**



(56)

References Cited

U.S. PATENT DOCUMENTS

7,310,050 B2 \* 12/2007 Yeh ..... G06F 1/1624  
340/815.4  
7,426,107 B2 \* 9/2008 Yeh ..... G06F 1/1626  
340/815.4  
D580,928 S \* 11/2008 Bemelmans ..... D14/345  
D594,028 S \* 6/2009 Fuchsberg ..... D14/496  
D597,090 S \* 7/2009 Bemelmans ..... D14/341  
7,558,057 B1 \* 7/2009 Naksen ..... G06F 1/1613  
361/679.3  
D631,458 S \* 1/2011 Liao ..... D14/138 G  
D639,296 S \* 6/2011 Tseng ..... D14/345  
D641,750 S \* 7/2011 Hu ..... D14/341  
8,229,522 B2 \* 7/2012 Kim ..... H04M 1/0216  
361/679.06  
8,385,055 B2 \* 2/2013 Kao ..... G06F 1/1616  
349/56  
8,605,421 B2 \* 12/2013 Verschoor ..... G06F 1/1652  
361/679.21  
8,662,731 B2 \* 3/2014 Wang ..... G09F 9/301  
349/61  
8,773,411 B2 \* 7/2014 van Lieshout ..... G06F 1/1601  
345/204  
D711,369 S \* 8/2014 Eriksson ..... D14/341  
D712,401 S \* 9/2014 Lee ..... D14/341  
8,842,425 B2 \* 9/2014 Ryu ..... G06F 1/1601  
361/679.21  
D716,253 S 10/2014 Lee et al.  
8,873,225 B2 \* 10/2014 Huitema ..... G06F 1/1615  
345/168  
8,896,202 B2 \* 11/2014 Oh ..... H01L 5/5237  
313/511  
D719,540 S \* 12/2014 Lee ..... D14/138 AB  
D719,541 S \* 12/2014 Lee ..... D14/138 AB  
D719,542 S \* 12/2014 Lee ..... D14/138 AB  
8,917,516 B2 \* 12/2014 Kim ..... G06F 1/1652  
361/679.01  
D735,709 S \* 8/2015 Daniel ..... D14/341  
D738,367 S \* 9/2015 Yamazaki ..... D14/341  
D756,995 S \* 5/2016 Yamazaki ..... D14/341  
D757,713 S \* 5/2016 Yamazaki ..... D14/341  
D760,218 S \* 6/2016 Yamazaki ..... D14/341

D761,251 S \* 7/2016 Senda ..... D14/341  
D761,252 S \* 7/2016 Senda ..... D14/341  
D761,253 S \* 7/2016 Yamazaki ..... D14/341  
D761,254 S \* 7/2016 Yamazaki ..... D14/341  
D761,787 S \* 7/2016 Yamazaki ..... D14/341  
D761,788 S \* 7/2016 Yamazaki ..... D14/341  
D761,789 S \* 7/2016 Yamazaki ..... D14/341  
D761,790 S \* 7/2016 Yamazaki ..... D14/341  
2003/0218860 A1 \* 11/2003 Shiraiwa ..... G06F 1/1616  
361/679.04  
2008/0151480 A1 \* 6/2008 Chung ..... G06F 1/1615  
361/679.06  
2008/0204367 A1 \* 8/2008 Lafarre ..... G06F 1/1615  
345/55  
2009/0021666 A1 \* 1/2009 Chen ..... G02F 1/133305  
349/58  
2010/0164973 A1 \* 7/2010 Huitema ..... G06F 1/1615  
345/581  
2012/0038570 A1 2/2012 Delaporte

OTHER PUBLICATIONS

Shunpei Yamazaki et al., U.S. Appl. No. 29/497,465, filed Jul. 24, 2014, Specification and Drawings.  
Shunpei Yamazaki et al., U.S. Appl. No. 29/497,463, filed Jul. 24, 2014, Specification and Drawings.  
Naoyuki Senda, U.S. Appl. No. 29/497,469, filed Jul. 24, 2014, Specification and Drawings.  
Shunpei Yamazaki, U.S. Appl. No. 29/498,841, filed Aug. 8, 2014, Specification and Drawings.  
Shunpei Yamazaki, U.S. Appl. No. 29/498,844, filed Aug. 8, 2014, Specification and Drawings.  
Shunpei Yamazaki, U.S. Appl. No. 29/498,846, filed Aug. 8, 2014, Specification and Drawings.  
Shunpei Yamazaki, U.S. Appl. No. 29/498,847, filed Aug. 8, 2014, Specification and Drawings.  
Shunpei Yamazaki, U.S. Appl. No. 29/498,848, filed Aug. 8, 2014, Specification and Drawings.  
Shunpei Yamazaki, U.S. Appl. No. 29/498,850, filed Aug. 8, 2014, Specification and Drawings.  
Shunpei Yamazaki, U.S. Appl. No. 29/498,852, filed Aug. 8, 2014, Specification and Drawings.

\* cited by examiner

FIG. 1

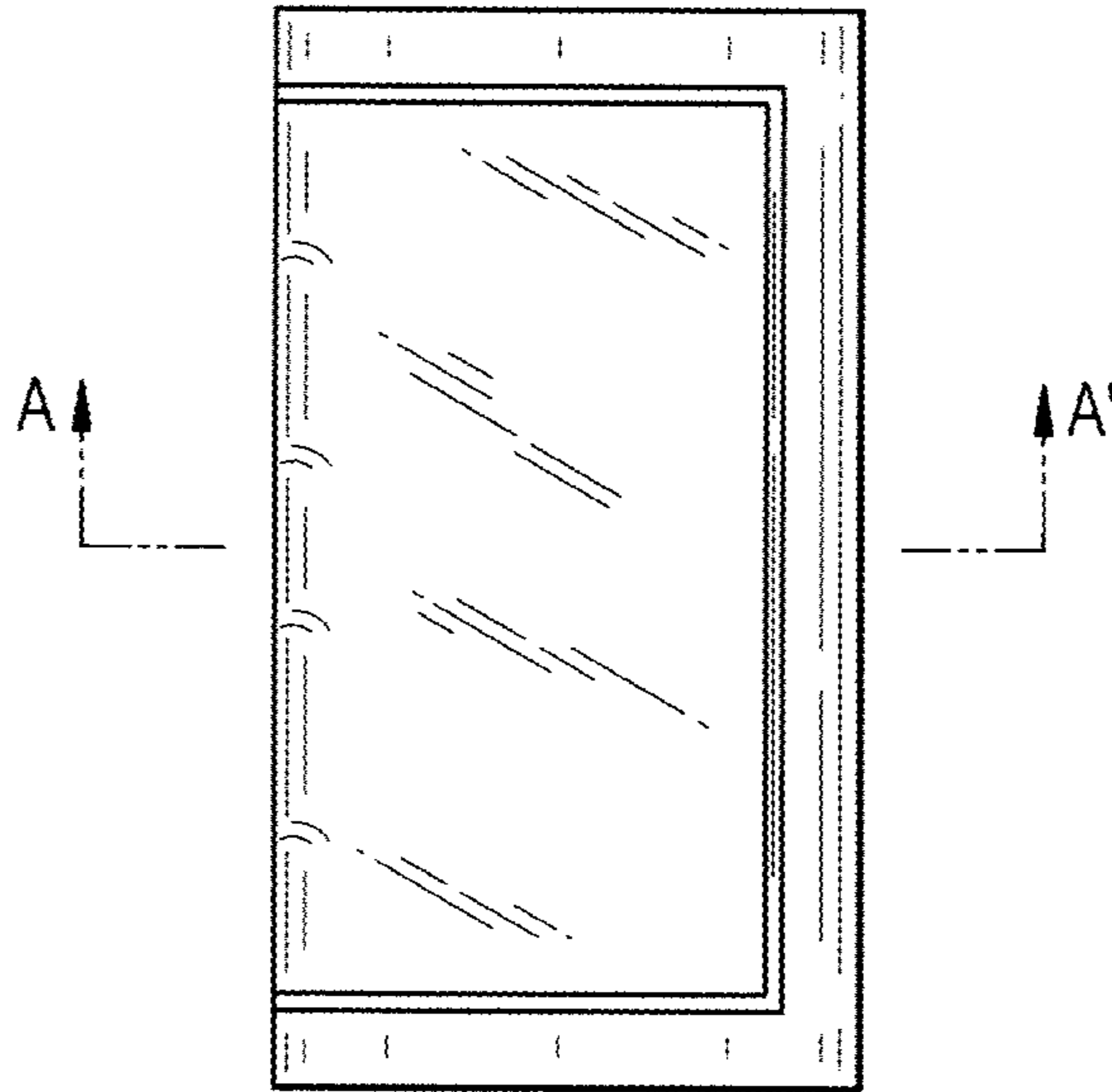


FIG. 2

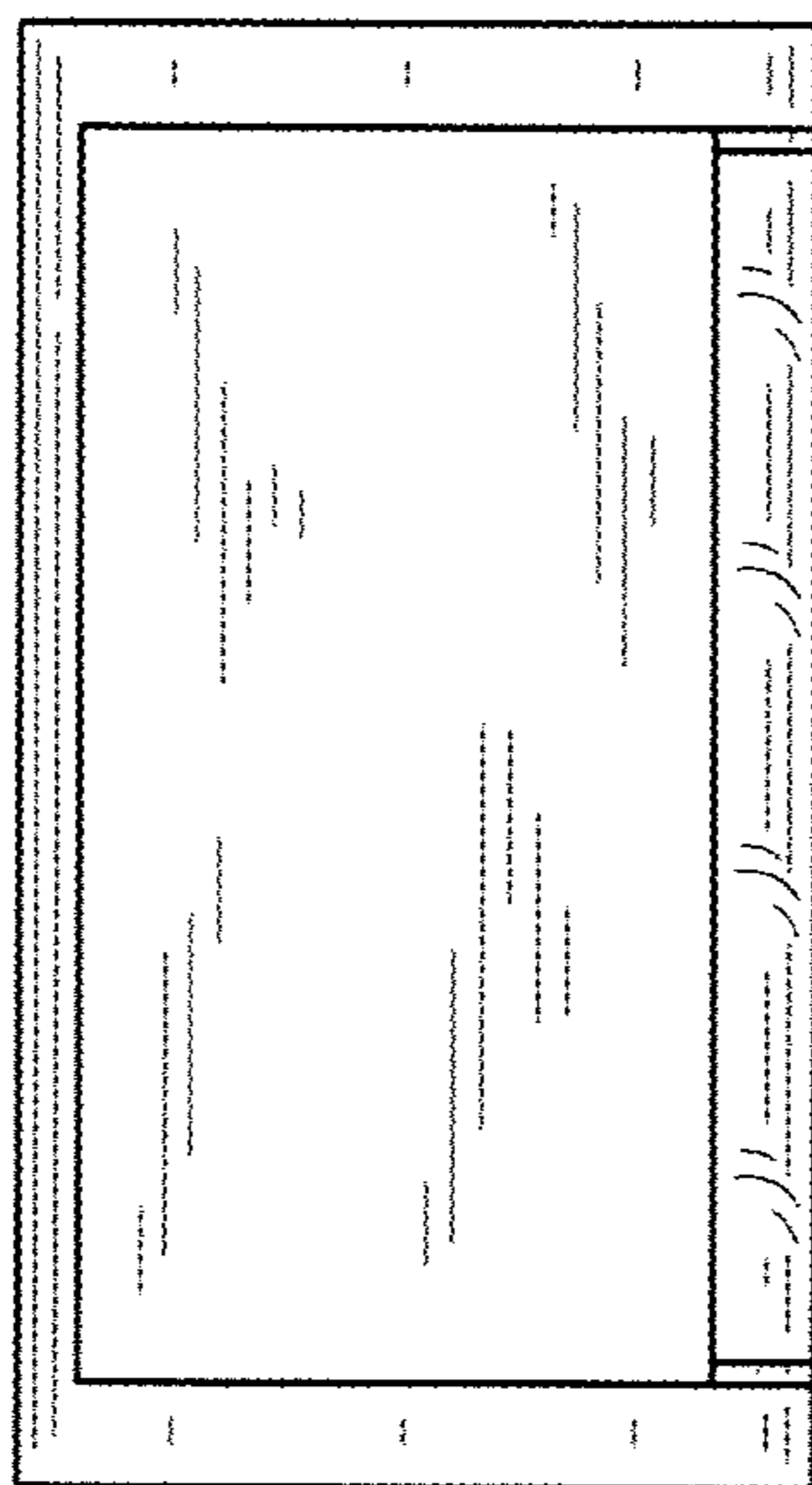


FIG. 3




FIG. 4



FIG. 5

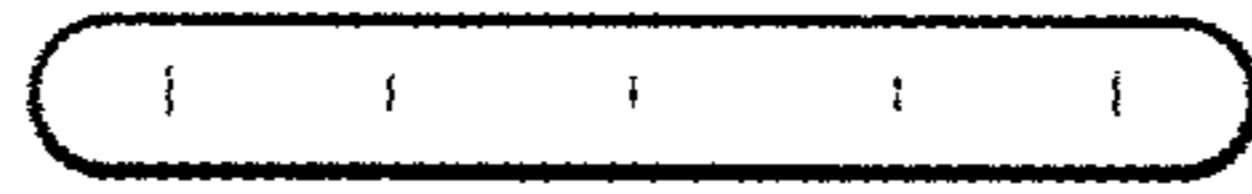


FIG. 6






FIG. 7

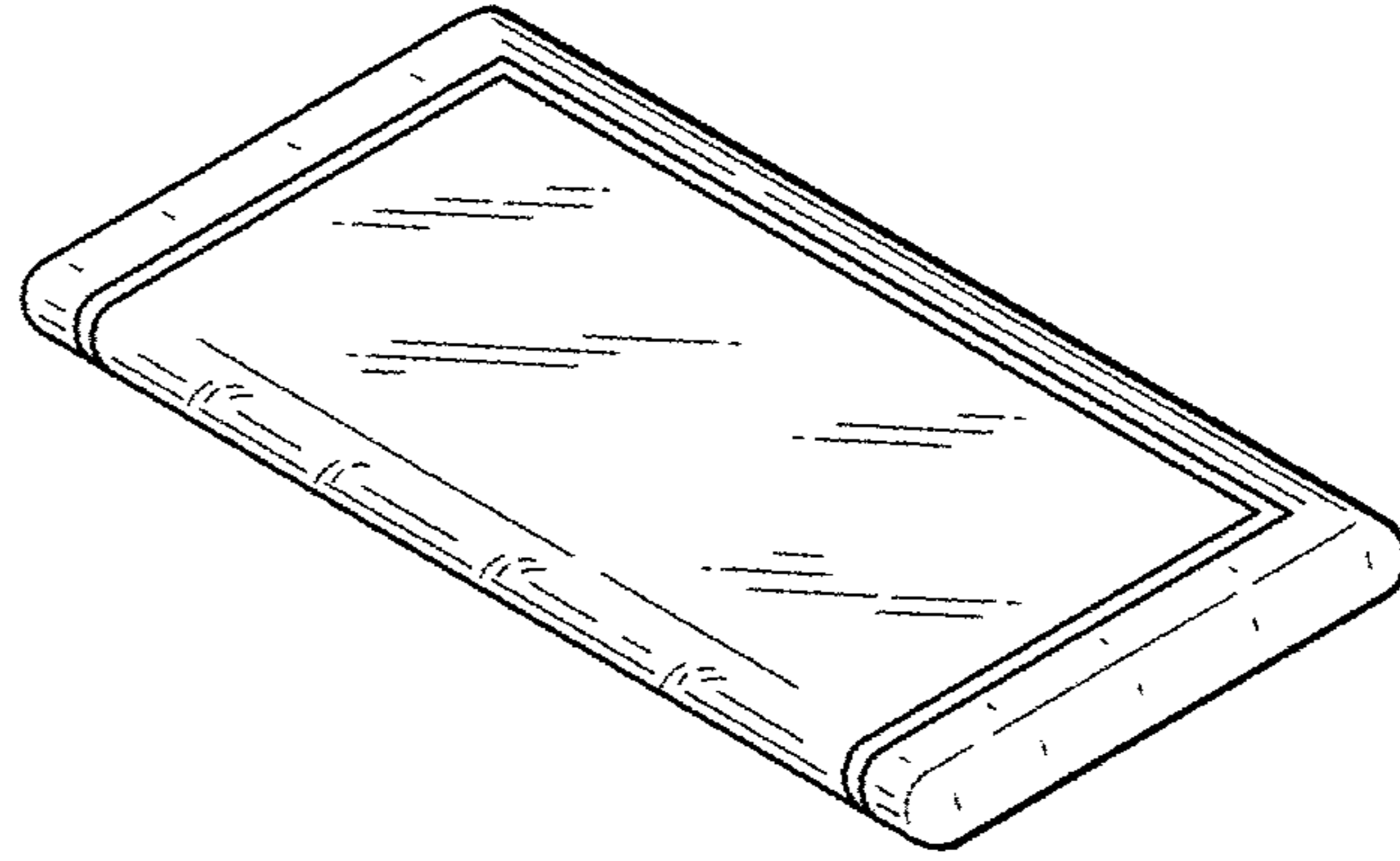


FIG. 8




FIG. 9

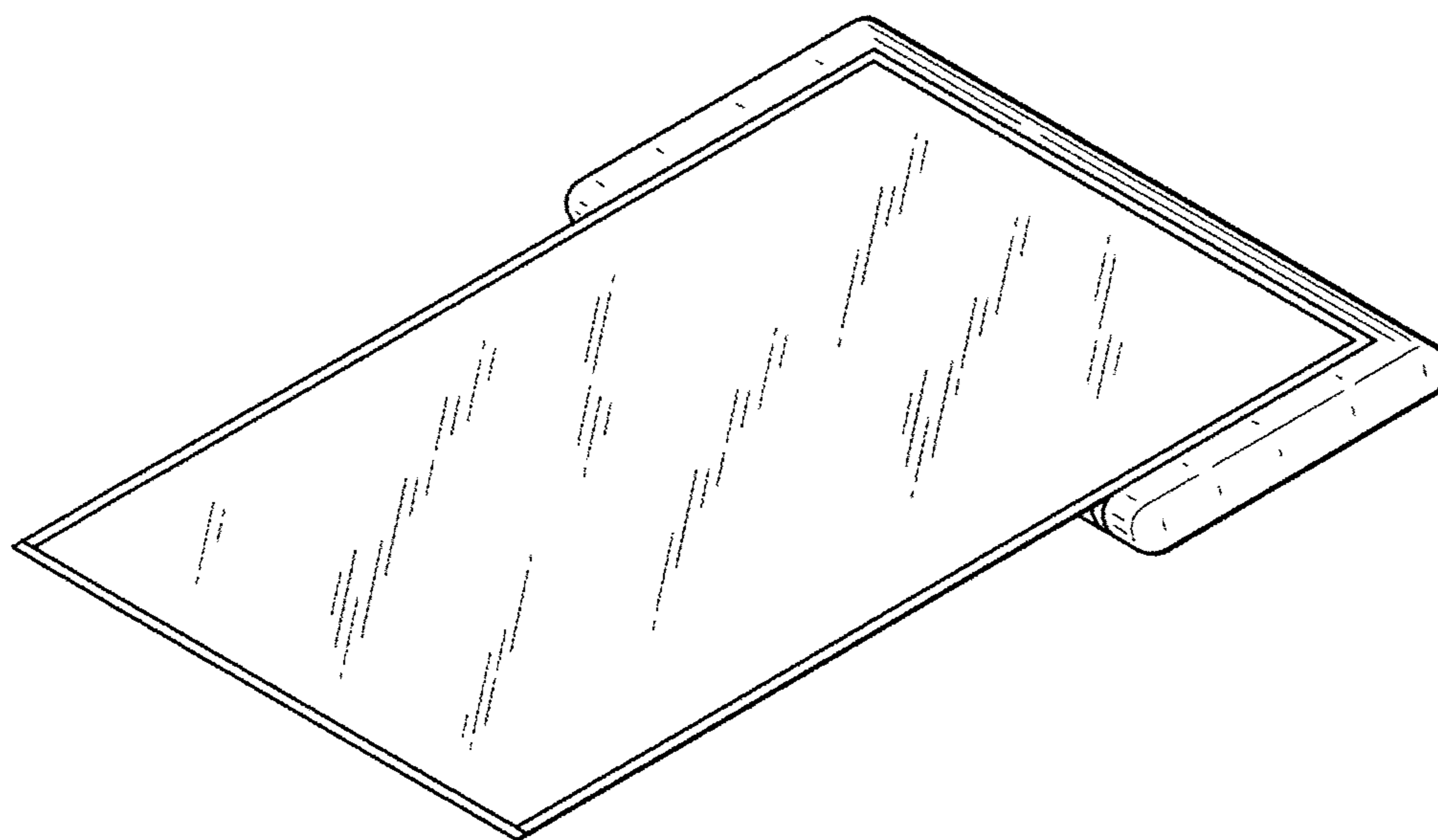


FIG. 10




FIG. 11

