



US00D784976S

(12) **United States Design Patent**
Cebe

(10) **Patent No.:** **US D784,976 S**

(45) **Date of Patent:** **** Apr. 25, 2017**

(54) **PHONE CASE**

(71) Applicant: **Hewlett-Packard Development Company, L.P.**, Houston, TX (US)

(72) Inventor: **Chrome Manley Cebe**, Houston, TX (US)

(73) Assignee: **Hewlett-Packard Development Company, L.P.**, Houston, TX (US)

(**) Term: **15 Years**

(21) Appl. No.: **29/555,091**

(22) Filed: **Feb. 18, 2016**

(51) **LOC (10) Cl.** **14-03**

(52) **U.S. Cl.**
USPC **D14/250**

(58) **Field of Classification Search**
USPC D14/238.1, 440, 203.3–203.7, 217, 240, D14/447, 250, 251–253, 248, 496, 391; D3/201, 218, 247, 269, 273, 301, 303; D13/103, 107–108, 119

CPC H04B 1/3888; H04M 1/0283; H04M 1/0202; A45C 1/06; A45C 2011/002; A45C 11/00; A45C 13/02; A45F 2005/026; A45F 2200/0525; A45F 2200/0516

See application file for complete search history.

(56) **References Cited**

U.S. PATENT DOCUMENTS

D618,230 S *	6/2010	Brown	D14/250
D621,821 S *	8/2010	Richardson	D14/250
D622,716 S *	8/2010	Andre	D14/250
D663,296 S *	7/2012	Melanson	D14/250
D677,641 S *	3/2013	Sutherland	D14/138 G

D688,222 S *	8/2013	Fujimura	D14/138 G
D693,785 S *	11/2013	Sutherland	D14/138 G
D698,772 S *	2/2014	Merenda	D14/250
D703,649 S *	4/2014	Wikel	D14/250
D704,688 S *	5/2014	Reivo	D14/250
D716,285 S *	10/2014	Chaney	A45C 11/00 D14/250
D728,551 S *	5/2015	Saeki	D14/250
D732,042 S *	6/2015	Chen	D14/440
D737,277 S *	8/2015	Song	D14/450
D748,085 S *	1/2016	Merenda	D14/250
D750,609 S *	3/2016	Daniel	D14/250
D754,650 S *	4/2016	Curtis	D14/250
D768,617 S *	10/2016	Merenda	D14/250
2014/0191644 A1 *	7/2014	Chaney	A45C 11/00 312/327

* cited by examiner

Primary Examiner — Carla Jobe Wright

(74) *Attorney, Agent, or Firm* — Foley & Lardner

(57) **CLAIM**


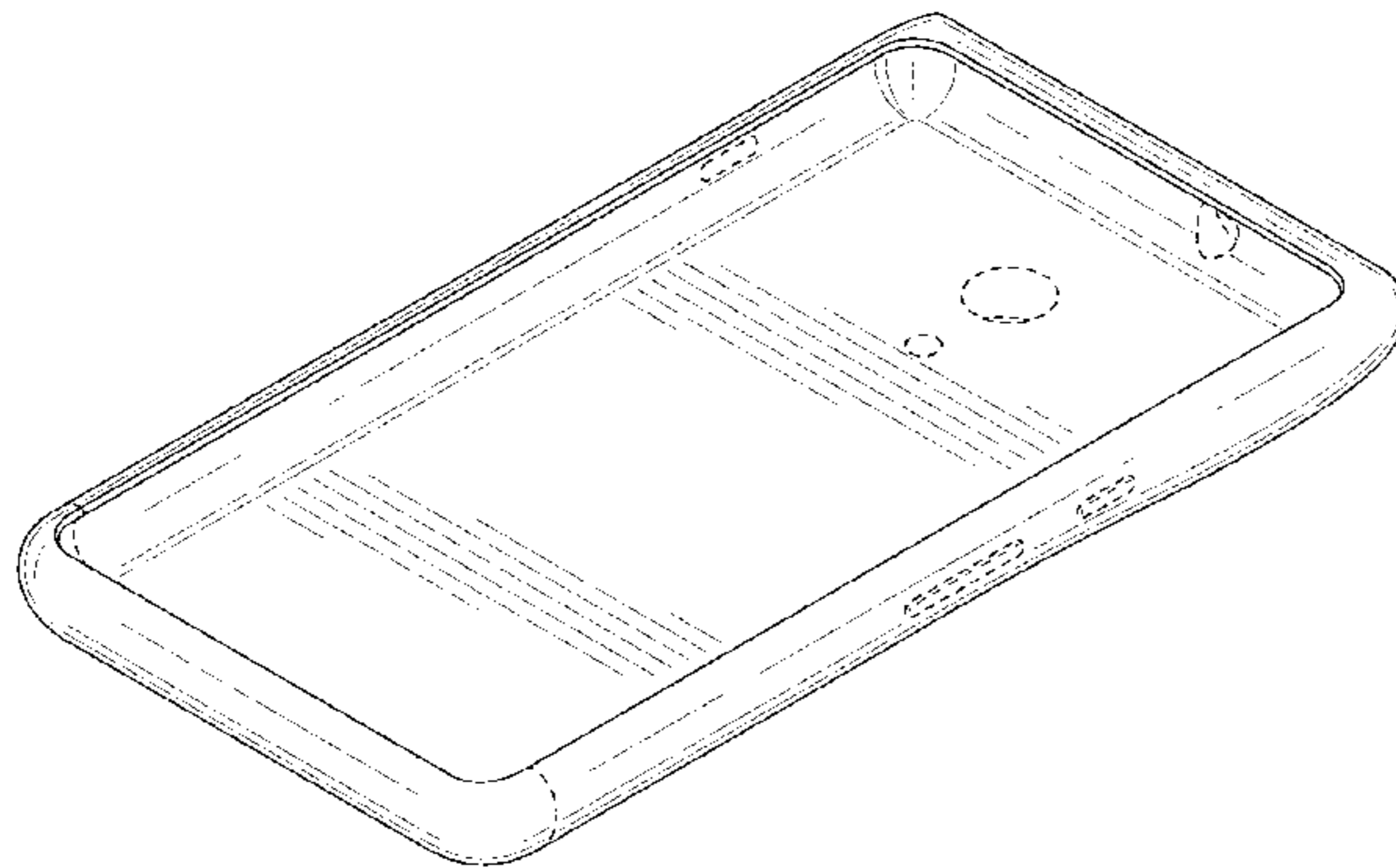
I claim the ornamental design for a phone case, as shown and described.

DESCRIPTION

FIG. 1 is a front, bottom, right perspective view of a phone case showing my new design;
FIG. 2 is a rear, top, left perspective view thereof;
FIG. 3 is a rear elevational view thereof;
FIG. 4 is a front elevational view thereof;
FIG. 5 is a right side elevational view thereof;
FIG. 6 is a left side elevational view thereof;
FIG. 7 is a bottom plan view thereof; and,
FIG. 8 is a top plan view thereof.

The broken lines formed by dashes show unclaimed subject matter and form no part of the claimed design.

1 Claim, 5 Drawing Sheets



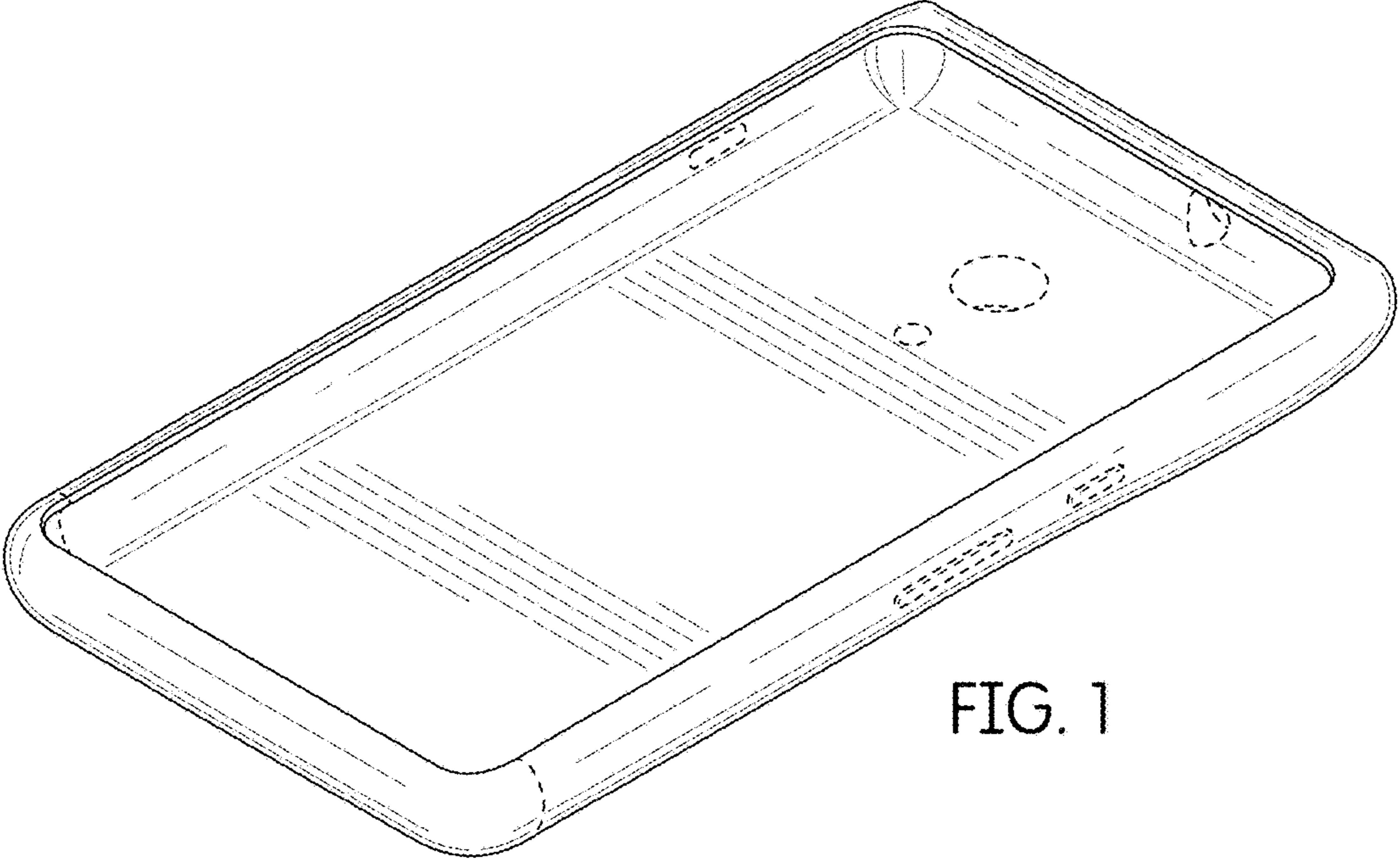


FIG. 1

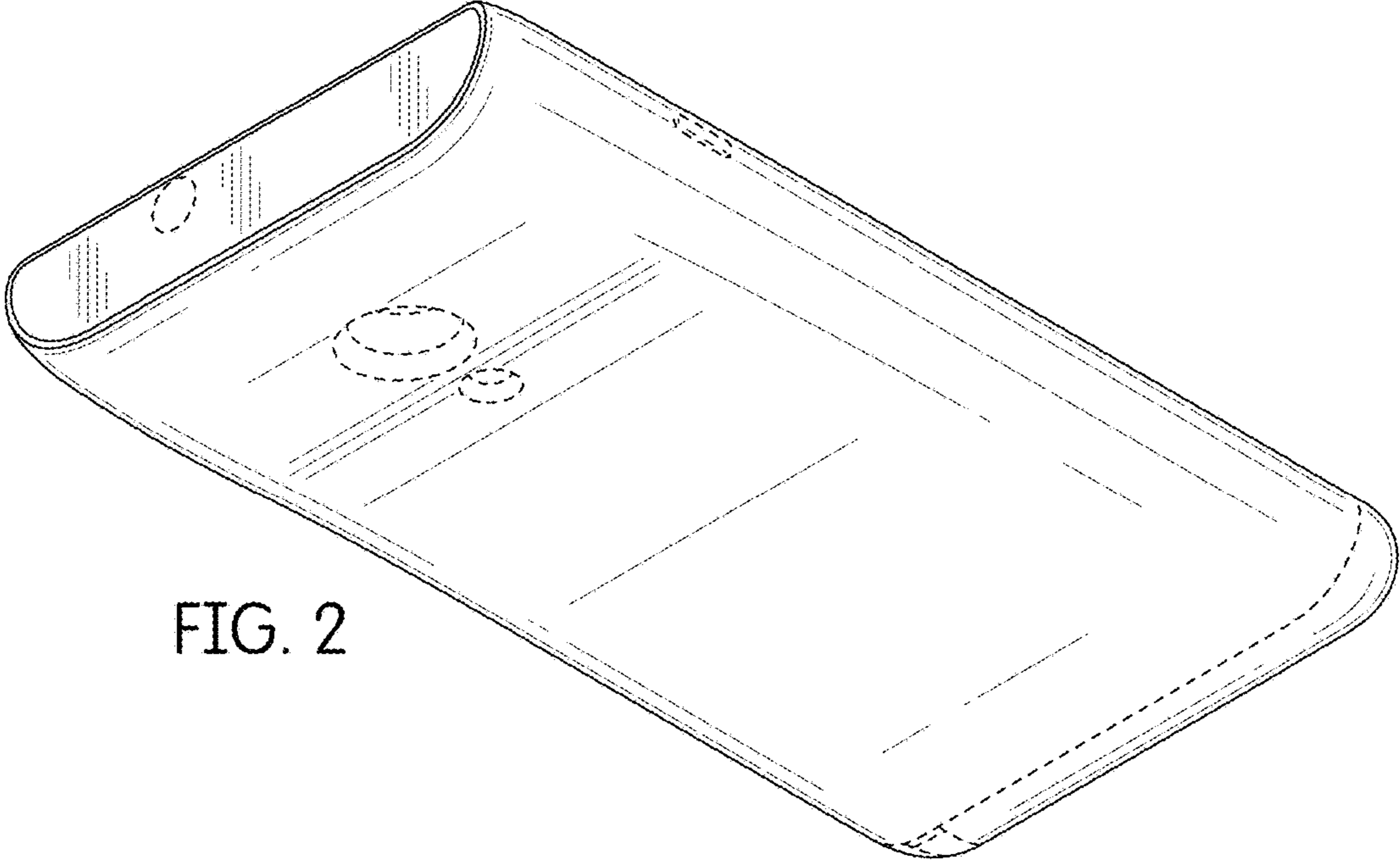


FIG. 2




FIG. 3




FIG. 4

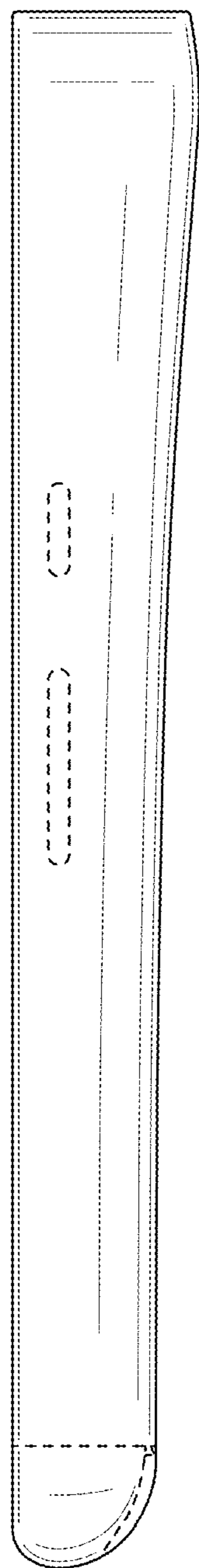


FIG. 5

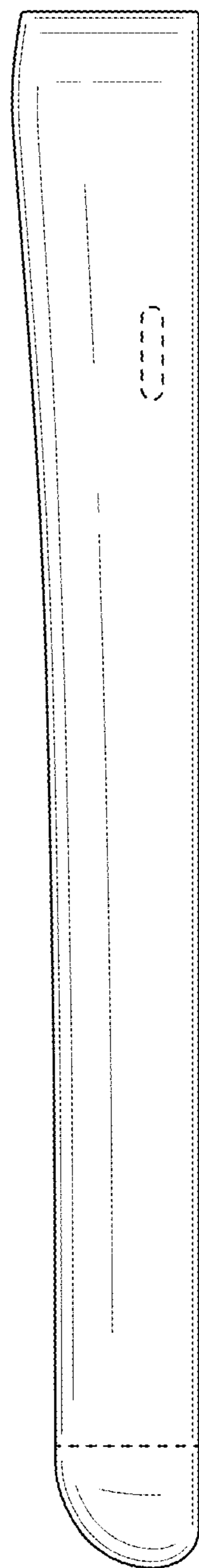


FIG. 6

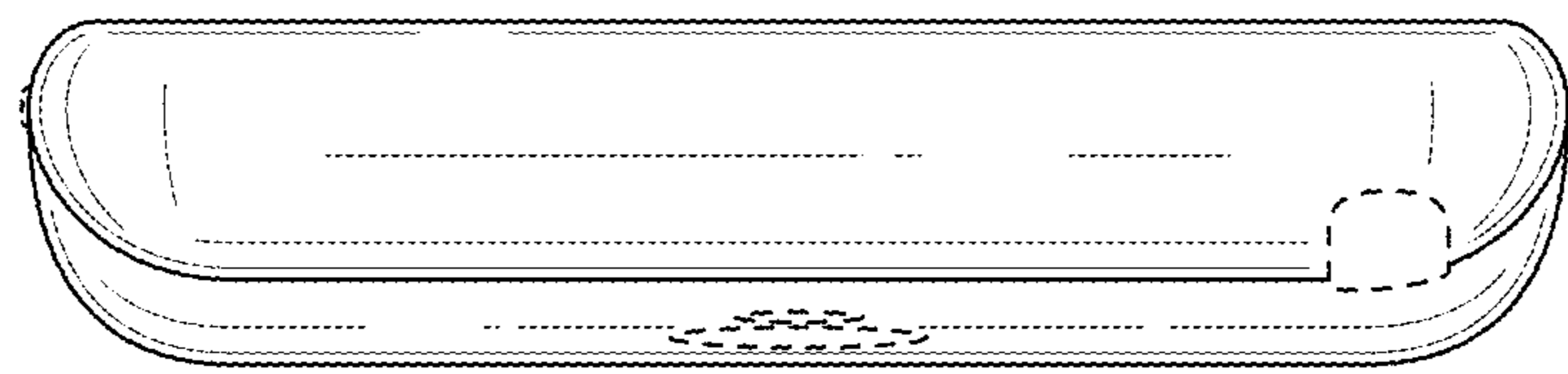


FIG. 7

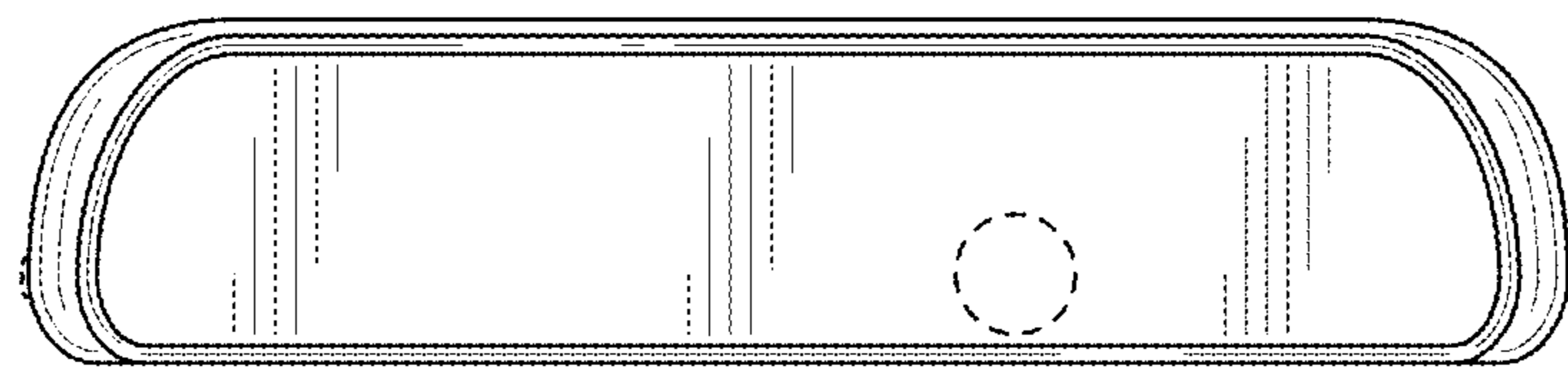


FIG. 8