



US00D784973S

(12) **United States Design Patent**
Kim et al.

(10) **Patent No.:** **US D784,973 S**
(45) **Date of Patent:** **** Apr. 25, 2017**

- (54) **ELECTRONIC DEVICE**
- (71) Applicant: **Samsung Electronics Co., Ltd.**,
Suwon-si (KR)
- (72) Inventors: **Nam-Su Kim**, Seoul (KR); **Do-Hyung Ha**, Gwangmyeong-si (KR); **Sae-Hee Lee**, Incheon (KR); **Hyun-Sook Kim**, Seoul (KR)
- (73) Assignee: **Samsung Electronics Co., Ltd.**,
Suwon-si (KR)
- (**) Term: **14 Years**
- (21) Appl. No.: **29/507,004**
- (22) Filed: **Oct. 23, 2014**
- (51) **LOC (10) Cl.** **14-03**
- (52) **U.S. Cl.**
USPC **D14/248**
- (58) **Field of Classification Search**
USPC D14/138 G, 138 AD, 138 R, 138 AC,
D14/203.1, 203.3, 203.5, 203.7, 218, 248,
D14/341, 496; D21/329, 331, 517;
D13/168; D10/65, 78; D7/393, 394,
D7/396.6
CPC H04M 1/02; H04M 1/0202; H04M 1/0235;
H04M 1/0237; H04M 1/0239; H04M
1/03; H04M 1/23; H04M 1/72519; H04M
1/72522; H04M 2250/22
See application file for complete search history.

- D662,932 S * 7/2012 Park D14/341
- D675,196 S * 1/2013 Maddern D14/240
- D698,331 S * 1/2014 Yoo D14/138 G
- D706,738 S * 6/2014 Kim D14/138 G
- D709,474 S * 7/2014 Kim D14/138 G
- D715,279 S * 10/2014 Lee D14/248
- D715,280 S * 10/2014 Lee D14/248
- D725,065 S * 3/2015 Chung D14/138 G
- D744,973 S * 12/2015 Lee D14/138 G

(Continued)

OTHER PUBLICATIONS

Samsung Galaxy Note Edge, announced Sep. 2014, [online], [site visited Nov. 5, 2016]. Available from internet, <URL: http://www.gsmarena.com/samsung_galaxy_note_edge-6631.php>.*

Primary Examiner — George D Kirschbaum

Assistant Examiner — Joseph Kukella

(74) *Attorney, Agent, or Firm* — NSIP Law

(57) **CLAIM**

We claim the ornamental design for an electronic device, as shown and described.

DESCRIPTION


FIG. 1 is a front perspective view of an electronic device, showing our new design;
FIG. 2 is a front view thereof;
FIG. 3 is a rear view thereof;
FIG. 4 is a left-side view thereof;
FIG. 5 is a right-side view thereof;
FIG. 6 is a top view thereof;
FIG. 7 is a bottom view thereof; and,
FIG. 8 is a rear perspective view thereof.

The broken lines illustrating portions of the electronic device are for environmental purposes only and form no part of the claimed design. The dot-dash broken lines in the figures represent an unclaimed boundary line and form no part of the claimed design.

1 Claim, 6 Drawing Sheets

(56) **References Cited**
U.S. PATENT DOCUMENTS

- D541,272 S * 4/2007 Wang D14/356
- D558,763 S * 1/2008 Morganstern D14/480.7
- D583,813 S * 12/2008 Maiers D14/356
- D593,551 S * 6/2009 Ferrari D14/341
- D593,552 S * 6/2009 Ferrari D14/341
- D658,647 S * 5/2012 Tsai D14/356
- D662,921 S * 7/2012 Clements D14/243



(56)

References Cited

U.S. PATENT DOCUMENTS

2016/0066412 A1* 3/2016 Choi G06F 1/1626
361/704

* cited by examiner

FIG. 1

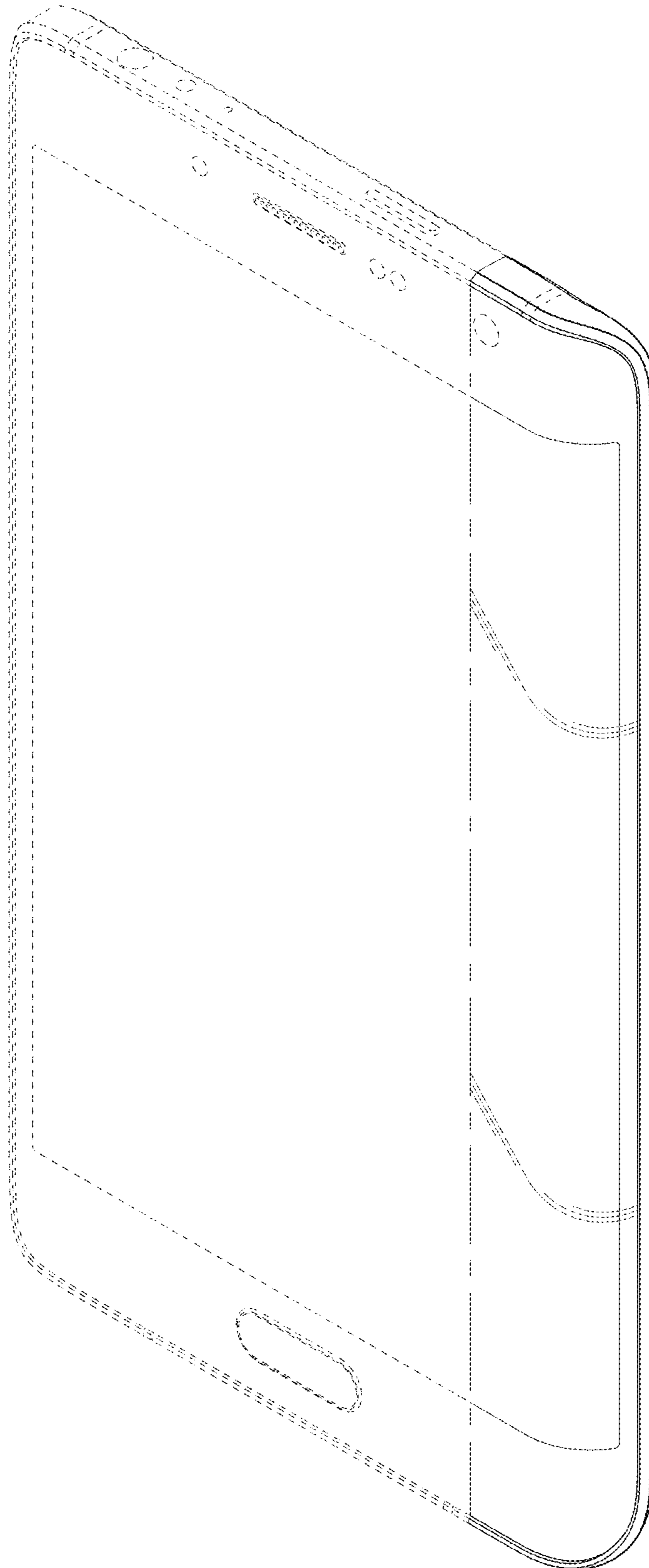


FIG.2




FIG.3




FIG.4

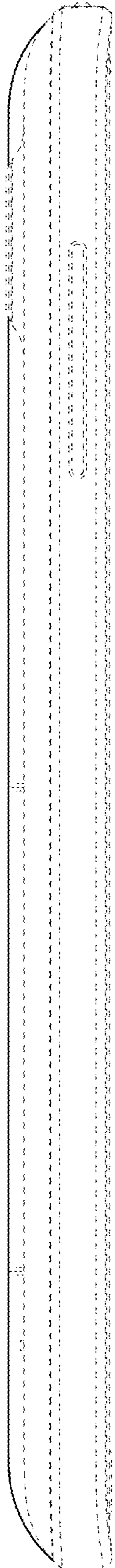


FIG.5




FIG.6




FIG.7




FIG.8

