



US00D784963S

(12) **United States Design Patent** (10) **Patent No.:** **US D784,963 S**
Saule et al. (45) **Date of Patent:** **** Apr. 25, 2017**

(54) **ELECTRONIC DEVICE**

(71) Applicant: **Dolby Laboratories Licensing Corporation**, San Francisco, CA (US)

(72) Inventors: **Lucas E. Saule**, San Francisco, CA (US); **Peter Michaelian**, Tappan, NY (US); **Thao D. Hovanky**, San Francisco, CA (US); **David Clementson**, Palo Alto, CA (US); **Venugopal Kalluri**, San Ramon, CA (US)

(73) Assignee: **Dolby Laboratories Licensing Corporation**, San Francisco, CA (US)

(**) Term: **14 Years**

(21) Appl. No.: **29/519,732**

(22) Filed: **Mar. 6, 2015**

(51) **LOC (10) Cl.** **14-01**

(52) **U.S. Cl.**
USPC **D14/228**

(58) **Field of Classification Search**
USPC D14/225, 228, 140, 150, 137, 240, 255, D14/388, 142, 496, 215, 230, 400, 203.6, D14/356, 151; D13/168, 184; 381/334, 381/77, 91, 111, 113, 122, 174, 355, 369; 273/148 B; D21/324; 455/95, 100, 455/569.2, 550.1
CPC H04R 1/02; H04R 25/00; H04R 2420/07
See application file for complete search history.

(56) **References Cited**

U.S. PATENT DOCUMENTS

2,555,047 A * 5/1951 Logue A45C 11/24
222/142.9
D215,375 S * 9/1969 Doggert D10/118
D220,105 S * 3/1971 Small D14/300
4,184,048 A 1/1980 Alcaide
D274,048 S 5/1984 Wong et al.

D286,774 S 11/1986 Geis et al.
D292,283 S * 10/1987 Matsuda D14/212
D295,173 S * 4/1988 Oren D14/168
D300,528 S * 4/1989 Drane D13/171
D323,327 S * 1/1992 Davidson D14/219
D327,479 S 6/1992 Britz
D327,690 S * 7/1992 Ogawa D14/230
D346,598 S * 5/1994 McCay D14/137
D355,416 S 2/1995 McCay et al.
D378,578 S 3/1997 Eberhardt
D384,113 S * 9/1997 Subers D21/390
D391,943 S * 3/1998 Han D14/356

(Continued)

OTHER PUBLICATIONS

U.S. Appl. No. 29/526,417 of Andrew Border et al., titled "Telecommunications Device", filed May 8, 2015.

Primary Examiner — Paula Greene

(74) *Attorney, Agent, or Firm* — Saidman DesignLaw Group, LLC

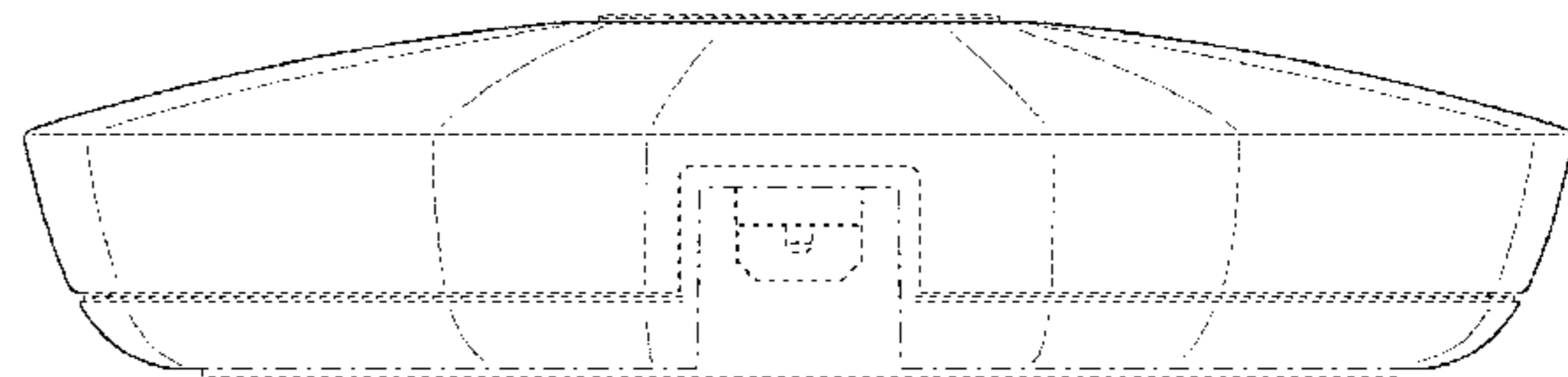
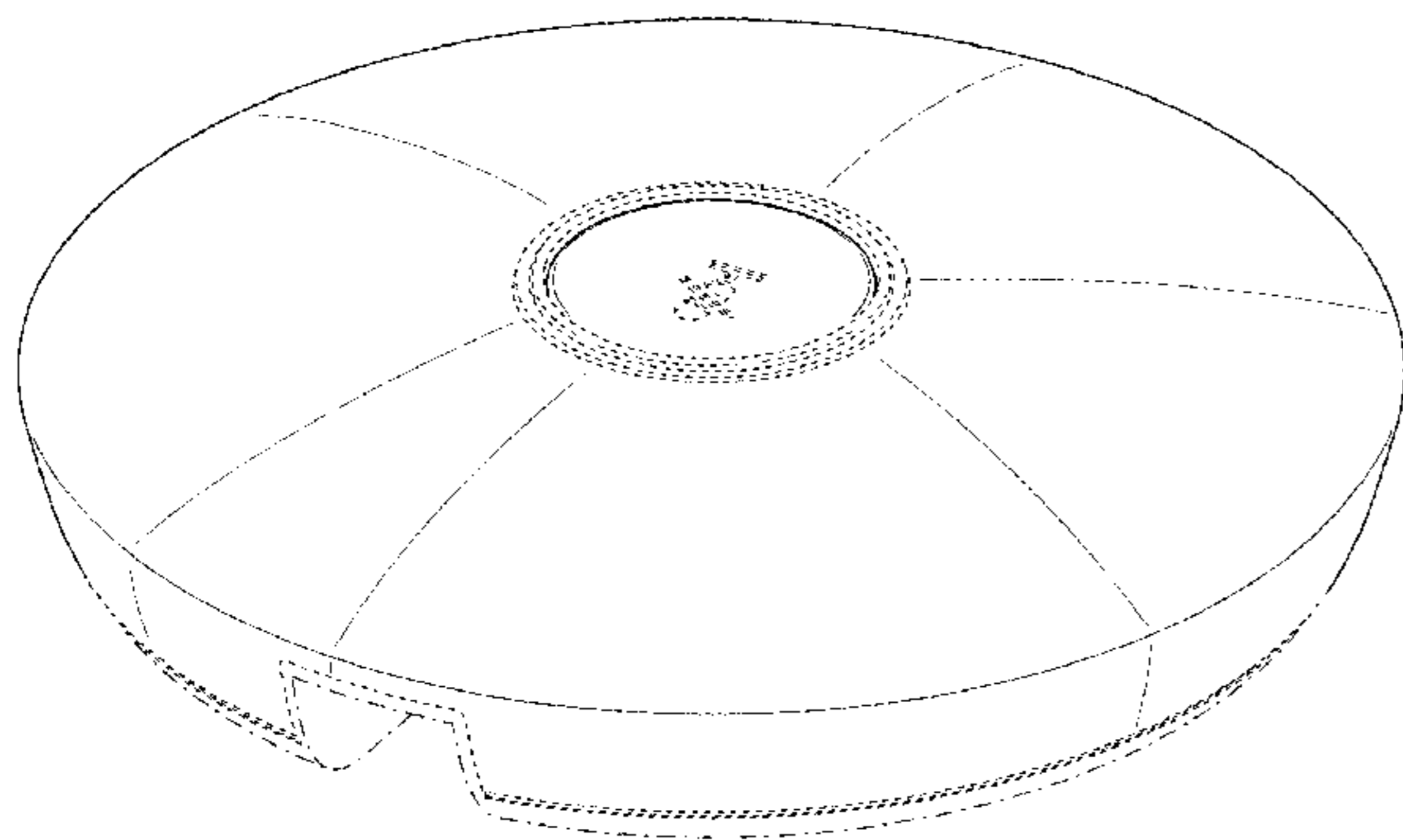
(57) **CLAIM**

The ornamental design for an electronic device, as shown and described.

DESCRIPTION

FIG. 1 is a front perspective view of an electronic device showing our new design;
FIG. 2 is a front view thereof;
FIG. 3 is a rear view thereof;
FIG. 4 is a left side view thereof;
FIG. 5 is a right side view thereof;
FIG. 6 is a top view thereof; and,
FIG. 7 is a bottom view thereof.
The dashed broken lines illustrate structure or features that form no part of the claimed design.
The dot-dash broken lines illustrate boundaries of the claimed design; the boundaries themselves form no part of the claimed design.

1 Claim, 5 Drawing Sheets



(56)

References Cited

U.S. PATENT DOCUMENTS

D407,985 S *	4/1999	Pimentel	D10/104.2	D601,564 S *	10/2009	Maeno	D14/400
D421,606 S	3/2000	Montalbo et al.			D601,565 S *	10/2009	Maeno	D14/400
D433,994 S *	11/2000	Jobs	D13/110	D602,915 S *	10/2009	Song	D14/218
D435,835 S *	1/2001	Steck	D13/168	D612,832 S	3/2010	Li et al.		
D444,777 S	7/2001	Bird et al.			D612,865 S	3/2010	Zhang		
D457,150 S	5/2002	Chen			D643,412 S *	8/2011	Brady	D14/218
D459,515 S	6/2002	Gaskins et al.			D656,130 S *	3/2012	Bailey	D14/227
D469,411 S *	1/2003	Decosse	D13/171	8,188,842 B2	5/2012	Otsuka et al.		
D474,169 S	5/2003	Fletcher			8,462,976 B2	6/2013	Tamaru		
D481,370 S	10/2003	Popowski et al.			D685,755 S	7/2013	Shin et al.		
D494,633 S *	8/2004	Nussberger	D21/324	D685,790 S	7/2013	Tang		
D495,676 S	9/2004	Slevin et al.			D698,765 S *	2/2014	Bremaud	D14/231
D499,392 S	12/2004	Bathurst et al.			D711,345 S *	8/2014	Liu	D14/140
6,836,676 B2 *	12/2004	Lloyd	H04M 1/6041 379/420.01	8,855,349 B2	10/2014	Yeh et al.		
D507,569 S	7/2005	Tagliabue et al.			D718,236 S *	11/2014	Murray	D13/108
D510,571 S	10/2005	Cutler et al.			D731,996 S *	6/2015	Border	D14/150
D512,417 S *	12/2005	Hirakawa	D14/223	D743,383 S *	11/2015	Hinokio	D14/225
D514,122 S	1/2006	Rodarte			D772,813 S *	11/2016	Wahl	D13/108
7,159,789 B2 *	1/2007	Schwendinger ...	G05D 23/1904 236/1 C		D773,947 S *	12/2016	Scarcella	D10/104.1
D542,273 S	5/2007	Park et al.			2004/0160928 A1 *	8/2004	Perlman	H04L 63/0428 370/338
D560,209 S	1/2008	Kim et al.			2013/0028457 A1 *	1/2013	Yeh	H04R 1/10 381/334
					2015/0334480 A1 *	11/2015	Yang	H04R 1/028 381/394

* cited by examiner

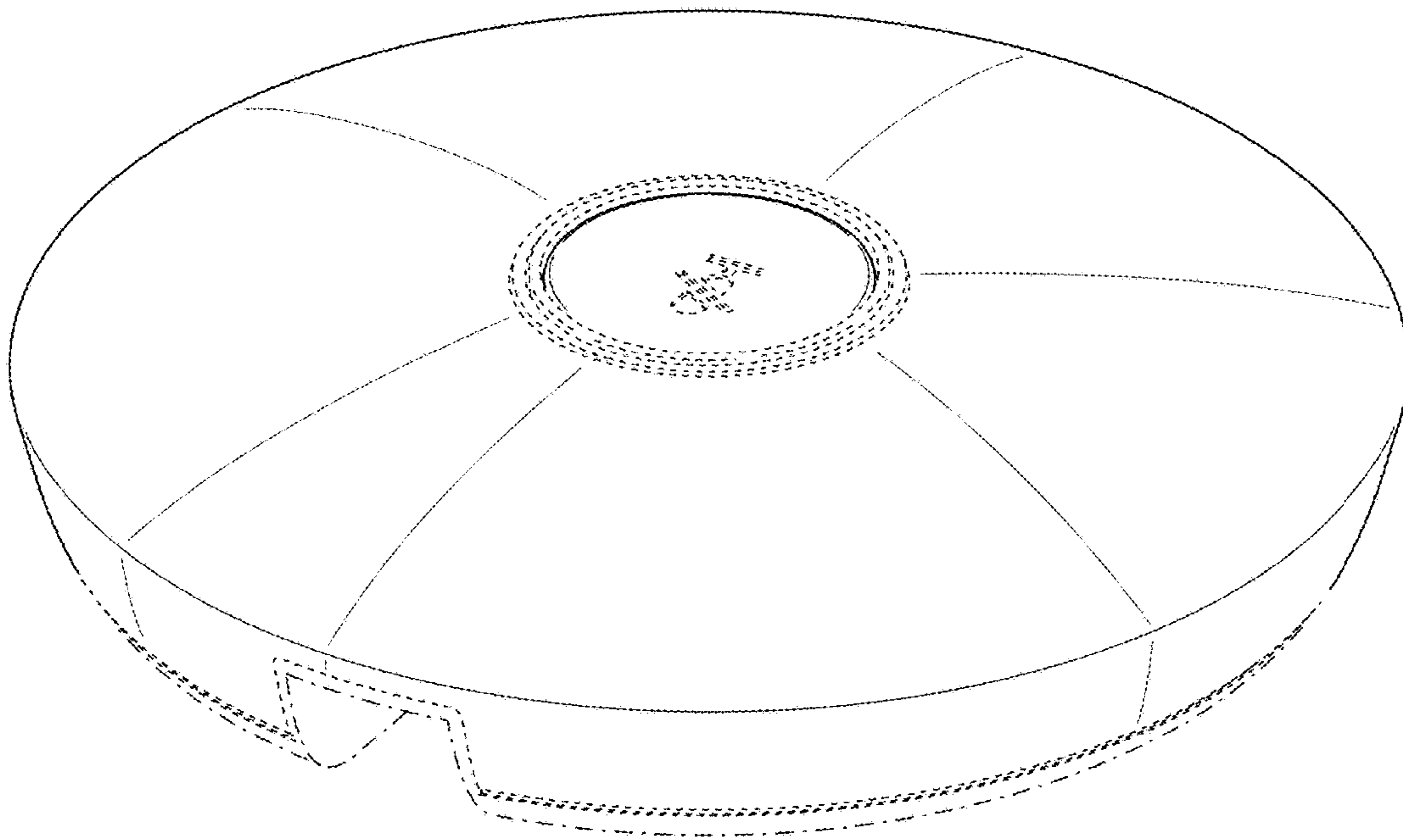


Fig. 1

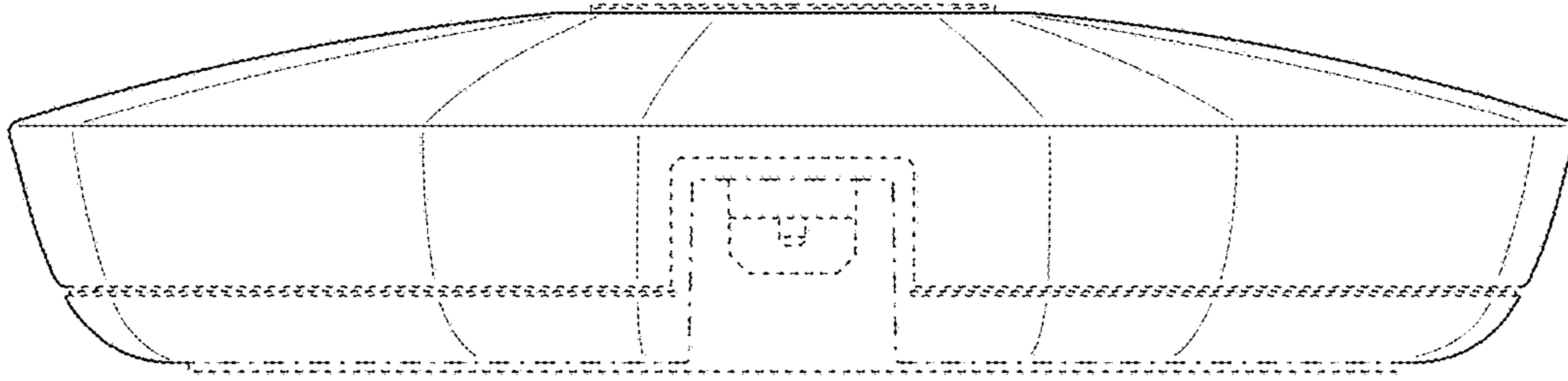


Fig. 2

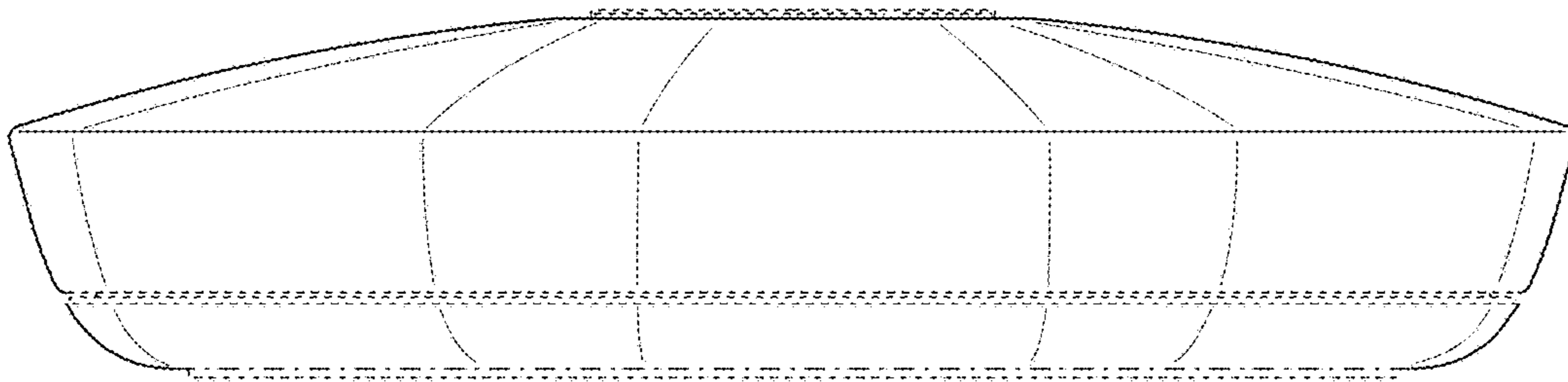


Fig. 3




Fig. 4

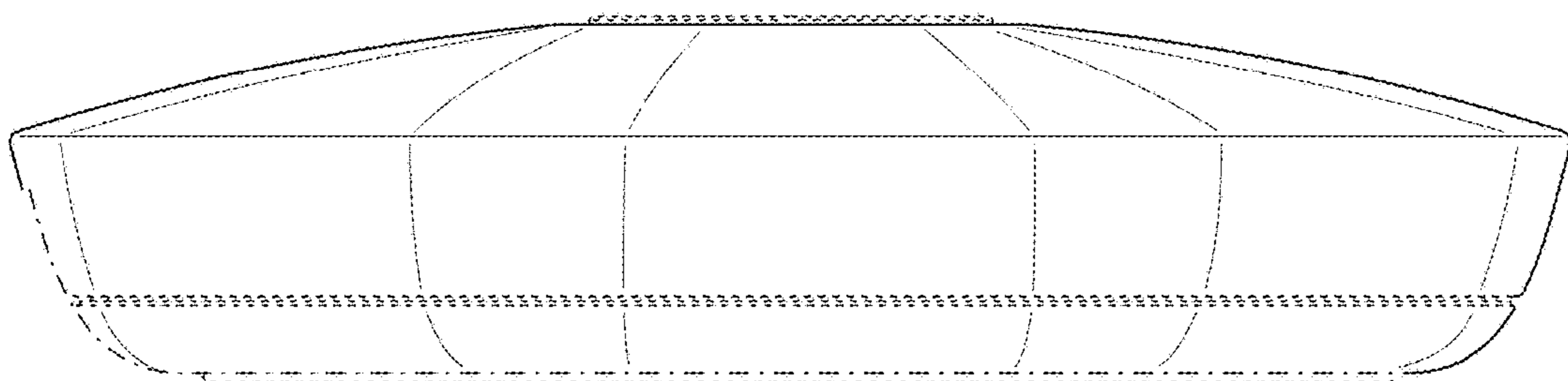


Fig. 5

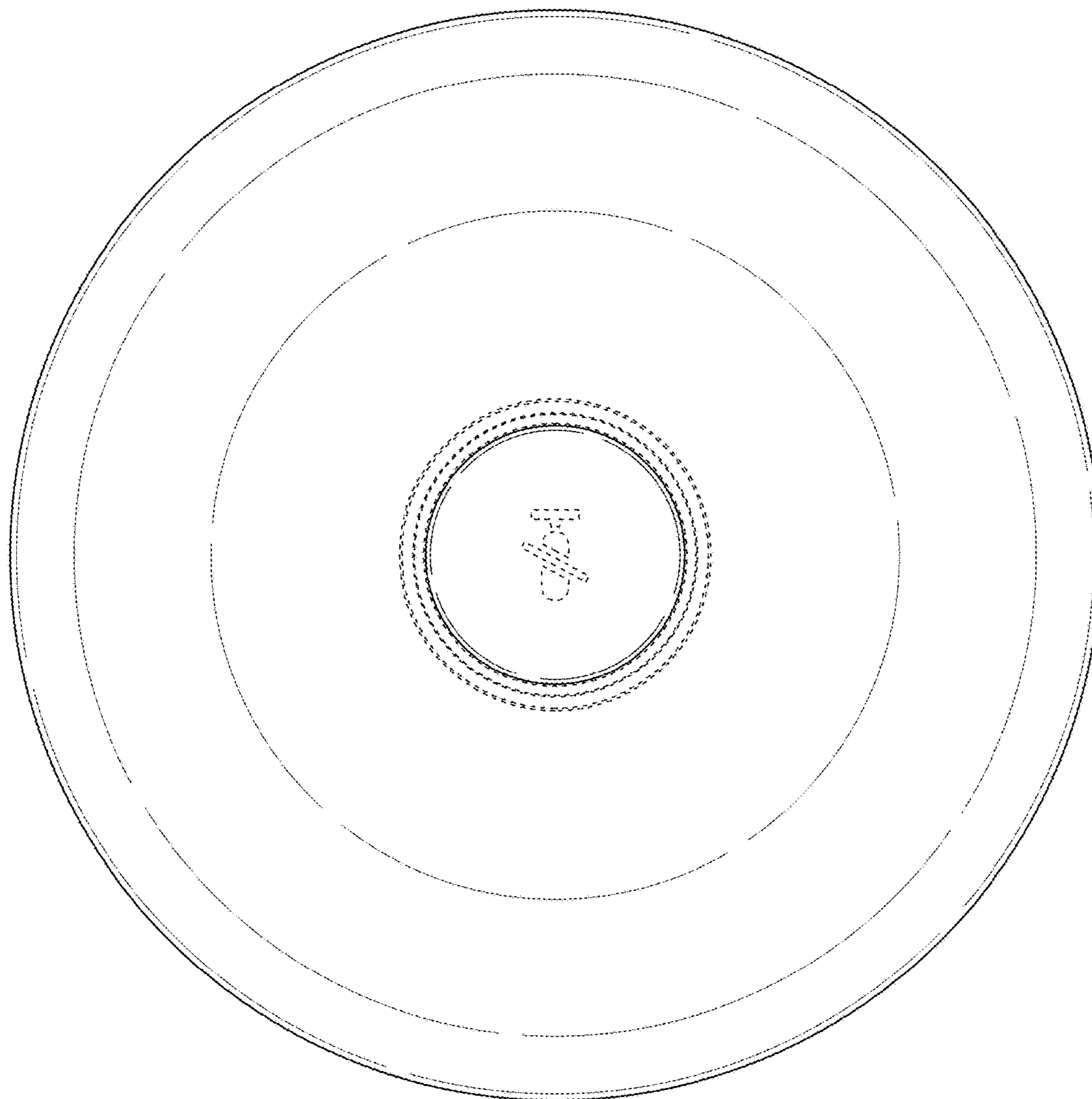


Fig. 6

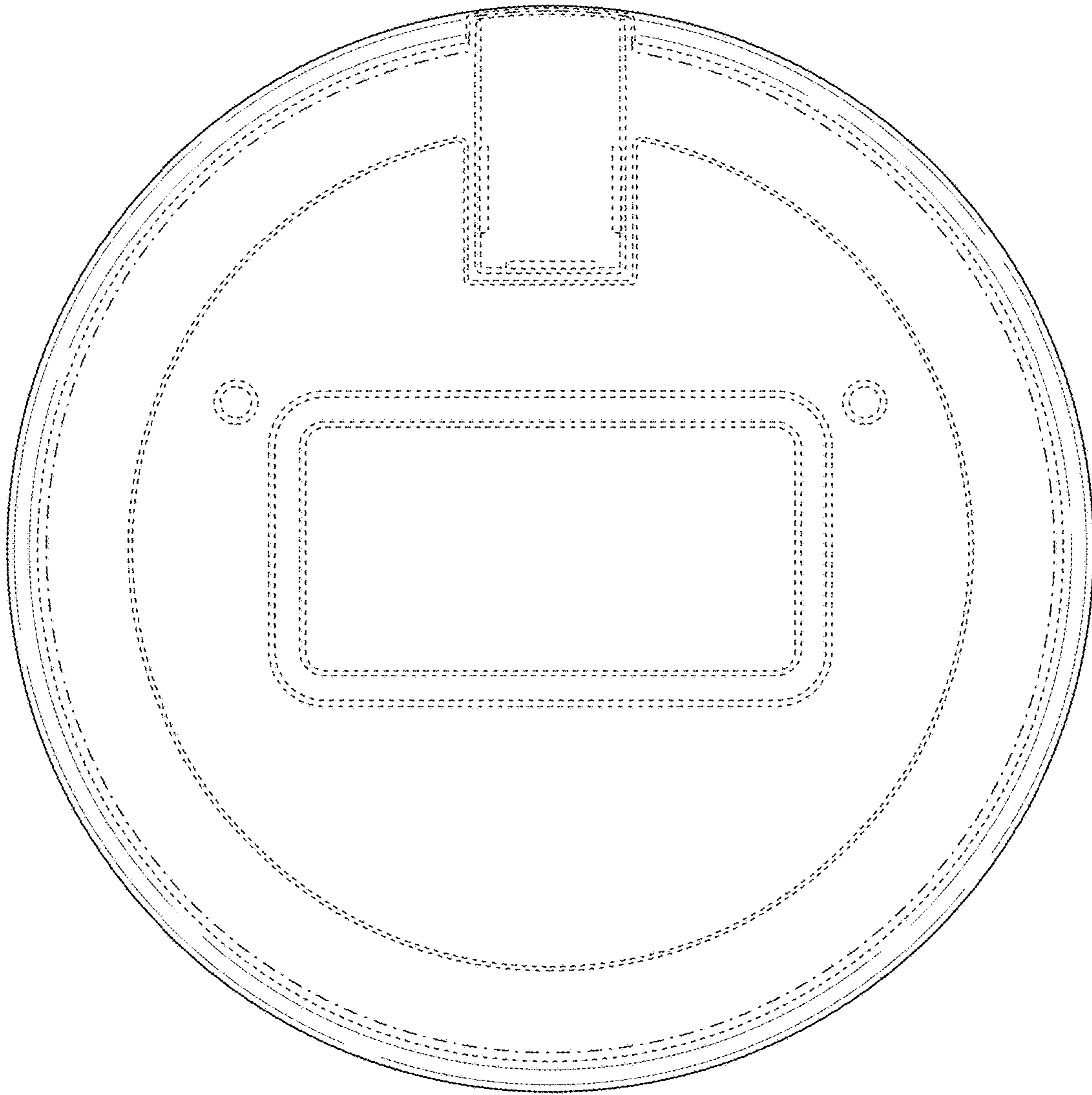


Fig. 7