



US00D784941S

(12) **United States Design Patent** (10) **Patent No.:** **US D784,941 S**
Lee et al. (45) **Date of Patent:** **** Apr. 25, 2017**

(54) **TELEVISION**

(71) Applicant: **Samsung Electronics Co., Ltd.**,
Suwon-si (KR)

(72) Inventors: **Hyungsun Lee**, Yongin-si (KR);
Daejoong Kim, Seoul (KR); **Jisoo Lim**,
Seoul (KR); **Jeasung Kim**,
Hwaseong-si (KR); **Sangyoung Lee**,
Anyang-si (KR); **Joonyoung Lee**, Seoul
(KR); **Heeseok Jeong**, Suwon-si (KR);
Kyuhyun Cho, Suwon-si (KR); **Shiyun**
Cho, Anyang-si (KR); **Younho Choi**,
Seoul (KR)

(73) Assignee: **Samsung Electronics Co., Ltd.**,
Suwon-si (KR)

(**) Term: **15 Years**

(21) Appl. No.: **29/565,981**

(22) Filed: **May 26, 2016**

(30) **Foreign Application Priority Data**

Nov. 27, 2015 (KR) 30-2015-0059960

(51) **LOC (10) Cl.** **14-03**

(52) **U.S. Cl.**
USPC **D14/126**

(58) **Field of Classification Search**

USPC D14/125-134, 239, 371, 136, 374-377,
D14/440, 450, 448, 336, 342, 159;
312/7.2; 348/836, 838, 180, 184, 325,
348/739; 248/917-924, 465; 345/104,
345/133, 156, 168, 87, 173; D21/329,
D21/515, 577, 622, 333, 433, 448, 452,
D21/450, 331, 505; D10/15, 26;
446/484, 175, 356; D6/477, 479, 300;
D20/10, 19, 39; D16/203, 241; 160/24

CPC G06F 1/1601; G06F 1/1643; G06F 1/1652;
G06F 1/1647; G06F 3/0412; H05K
5/0004; H05K 5/0017; H05K 5/02; H05K
5/0217; H04N 13/0459

See application file for complete search history.

(56) **References Cited**

U.S. PATENT DOCUMENTS

D503,045	S	*	3/2005	Hahn	D6/300
D524,764	S	*	7/2006	Inaba	D14/126
7,463,238	B2	*	12/2008	Funkhouser	G06F 1/1601 345/107
D607,034	S	*	12/2009	Adams	D16/241
D614,225	S	*	4/2010	Adams	D16/241
D616,034	S	*	5/2010	Carlsson	D20/43
D709,468	S	*	7/2014	Seo	D14/126
D713,808	S	*	9/2014	Ryu	D14/126
D719,539	S	*	12/2014	Ryu	D14/126
D738,339	S	*	9/2015	Seo	D14/126
D738,340	S	*	9/2015	Ryu	D14/126
D738,838	S	*	9/2015	Seo	D14/126
9,189,028	B2	*	11/2015	Nakhimov	G06F 1/1652

(Continued)

Primary Examiner — Raphael Barkai

(74) *Attorney, Agent, or Firm* — NSIP Law

(57) **CLAIM**

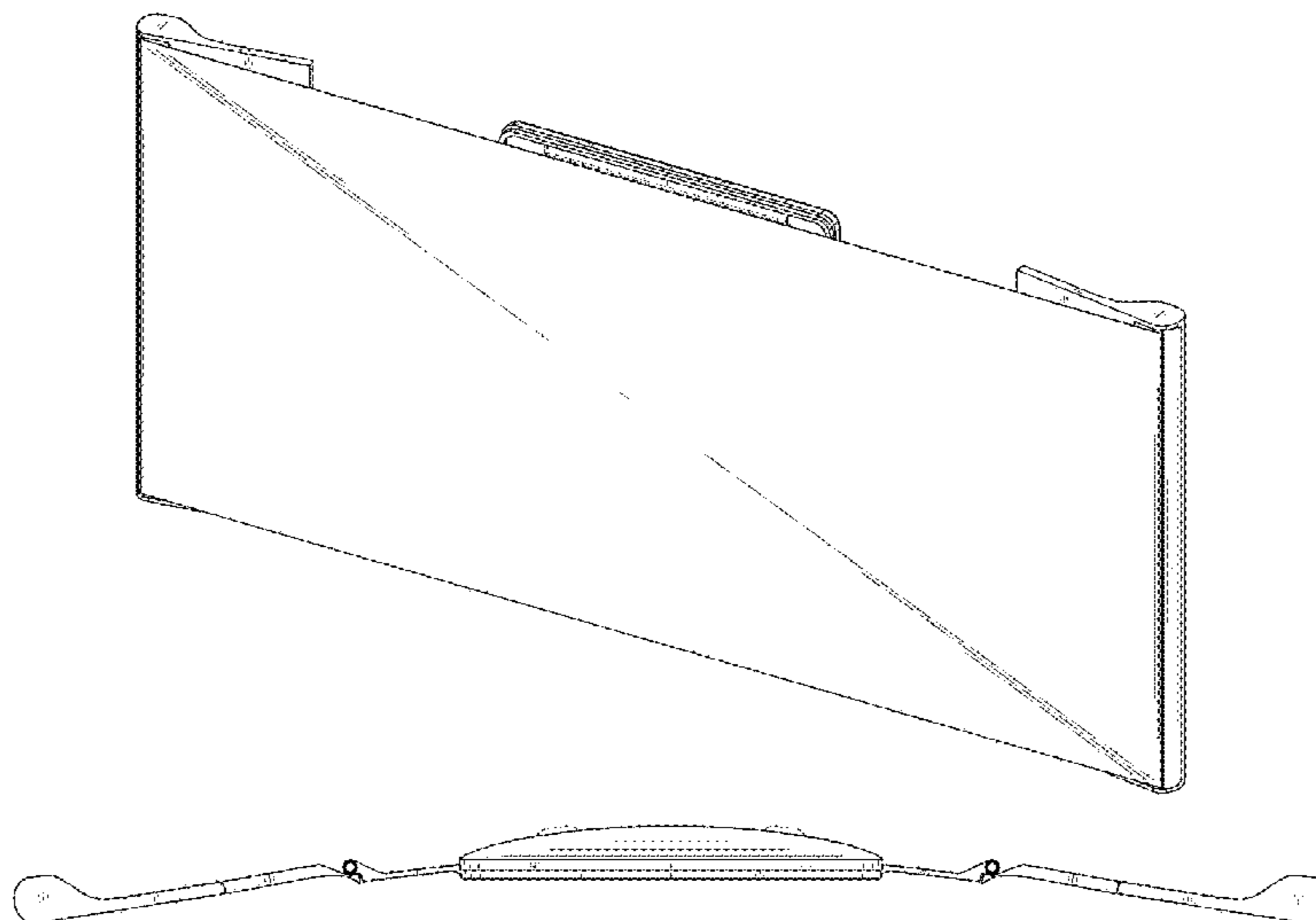
We claim the ornamental design for a television, as shown and described.

DESCRIPTION

FIG. 1 is a front perspective view of a television showing our new design;
FIG. 2 is a front view thereof;
FIG. 3 is a rear view thereof;
FIG. 4 is a left-side view thereof;
FIG. 5 is a right-side view thereof;
FIG. 6 is a top view thereof; and,
FIG. 7 is a bottom view thereof.

The broken lines in the figures show portions of the television which form no part of the claimed design.

1 Claim, 7 Drawing Sheets



(56)

References Cited

U.S. PATENT DOCUMENTS

D744,998 S * 12/2015 Ahn D14/341
D758,330 S * 6/2016 Lee D14/126
D766,857 S * 9/2016 Won D14/126
D766,858 S * 9/2016 Lee D14/126
D772,827 S * 11/2016 Lee D14/126
D773,420 S * 12/2016 Kim D14/126
2006/0279840 A1 * 12/2006 Yamauchi G03B 21/56
359/461
2007/0121209 A1 * 5/2007 Liang G03B 21/58
359/461
2008/0212271 A1 * 9/2008 Misawa G02F 1/133305
361/679.01
2014/0213324 A1 * 7/2014 Tan H04M 1/0268
455/566
2015/0029229 A1 * 1/2015 Voutsas G06F 1/1652
345/661
2015/0047796 A1 * 2/2015 Peng E06B 9/42
160/323.1
2015/0153777 A1 * 6/2015 Liu G06F 1/1652
345/173

* cited by examiner

FIG. 1

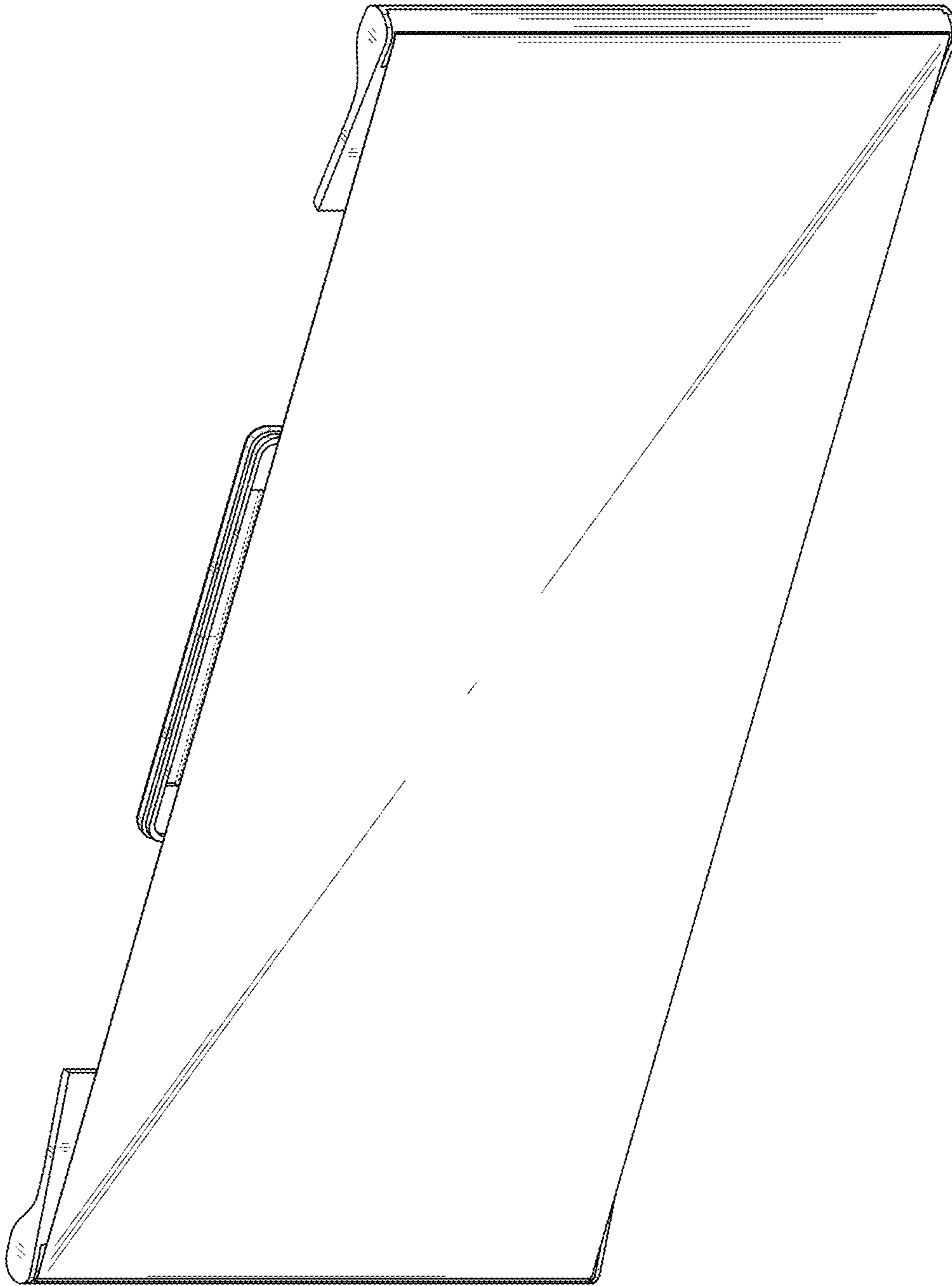


FIG. 2




FIG. 3

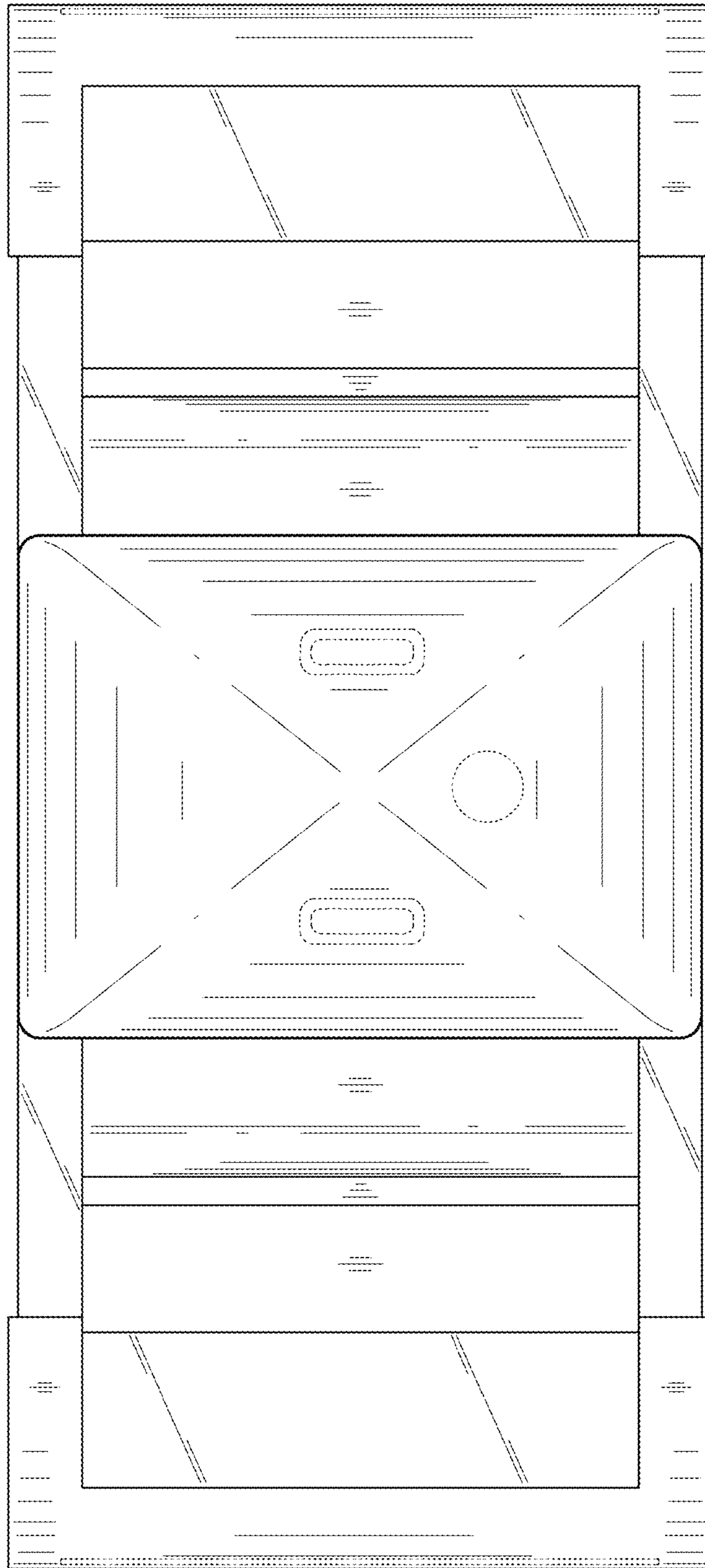


FIG. 4




FIG. 5




FIG. 6

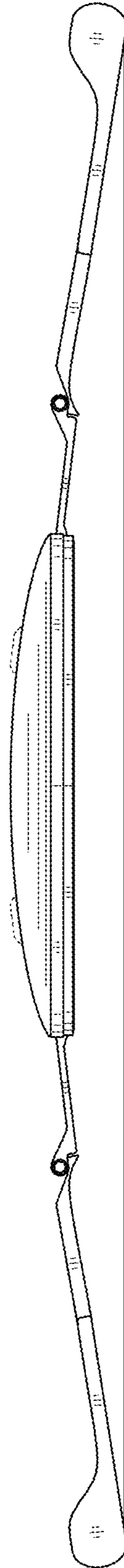


FIG. 7

