



US00D784913S

(12) **United States Design Patent**
Tikka et al.

(10) **Patent No.:** **US D784,913 S**

(45) **Date of Patent:** **** Apr. 25, 2017**

(54) **TYRE**

(71) Applicants: **Jorma Tikka**, Tampere (FI); **Slava Bukarev**, Tampere (FI); **Niko Nummi**, Tampere (FI)

(72) Inventors: **Jorma Tikka**, Tampere (FI); **Slava Bukarev**, Tampere (FI); **Niko Nummi**, Tampere (FI)

(73) Assignee: **NOKIAN TYRES PLC**, Nokia (FI)

(**) Term: **14 Years**

(21) Appl. No.: **29/517,668**

(22) Filed: **Feb. 15, 2015**

(30) **Foreign Application Priority Data**

Aug. 29, 2014 (EM) 002527457

(51) **LOC (10) Cl.** **12-15**

(52) **U.S. Cl.**
USPC **D12/527; D12/900**

(58) **Field of Classification Search**
USPC D12/500-532, 900-901
CPC B60C 11/0304; B60C 11/0302; B60C 11/0306; B60C 11/0309; B60C 11/0318; B60C 11/0311; B60C 11/042; B60C 11/13; B60C 11/00; B60C 11/11; B60C 11/12; B60C 1/00; B60C 1/16
See application file for complete search history.

(56) **References Cited**

U.S. PATENT DOCUMENTS

D453,919 S * 2/2002 Mast D12/528
D525,187 S * 7/2006 Lee D12/527

D551,158 S * 9/2007 Collette D12/528
D600,194 S * 9/2009 Matsumoto D12/527
D610,962 S * 3/2010 Allison D12/532
D611,890 S * 3/2010 Lessmann D12/527
D644,982 S * 9/2011 Lee D12/527
D647,459 S * 10/2011 Bervas D12/532
D656,889 S * 4/2012 Grolier D12/527
D678,176 S * 3/2013 Park D12/531
D684,520 S * 6/2013 Fu D12/532
D719,081 S * 12/2014 Lim D12/532
D722,947 S * 2/2015 Nemoto D12/528
D735,116 S * 7/2015 Chen D12/532
D751,972 S * 3/2016 Qin D12/532

* cited by examiner

Primary Examiner — Stacia Cadmus

(74) *Attorney, Agent, or Firm* — Klauber & Jackson LLC

(57) **CLAIM**

The ornamental design for a tyre, as shown and described.

DESCRIPTION

FIG. 1 is a front, left side perspective view of a tyre showing our new design;
FIG. 2 is a front elevation view thereof;
FIG. 3 is a left side view thereof, the right side view being the mirror image thereof;
FIG. 4 is an enlarged fragmentary front elevational view thereof;
FIG. 5 is an enlarged fragmentary front view showing a circumferential channel; and,
FIG. 6 is an enlarged fragmentary front view showing a channel between circumferentially adjacent left side cleats.

1 Claim, 5 Drawing Sheets






Fig. 1



Fig. 2



Fig. 3



Fig. 4




Fig. 5




Fig. 6