



US00D784901S

(12) **United States Design Patent** (10) **Patent No.:** **US D784,901 S**
Tung (45) **Date of Patent:** **** Apr. 25, 2017**

(54) **MOTORWELL DRAIN**
(71) Applicant: **Marine Town Inc.**, New Taipei (TW)
(72) Inventor: **Chin-Chung Tung**, New Taipei (TW)
(73) Assignee: **Marine Town Inc.**, New Taipei (TW)
(**) Term: **15 Years**
(21) Appl. No.: **29/528,644**
(22) Filed: **May 29, 2015**
(51) **LOC (10) Cl.** **12-06**
(52) **U.S. Cl.**
USPC **D12/317; D23/261**
(58) **Field of Classification Search**
USPC D12/317, 318; D23/261, 266; D15/5
CPC B63B 13/00; B63B 13/02; B63B 19/26;
F01P 11/0276; F01P 2050/02; F01M
2011/0408
See application file for complete search history.

D603,941 S * 11/2009 Leelaprachakul D23/266
D720,051 S * 12/2014 Dole D23/266
D724,187 S * 3/2015 Savage D23/266
D758,554 S * 6/2016 Lohmann D23/261
D770,601 S * 11/2016 Melo D23/266
9,527,567 B1 * 12/2016 Loftin F16K 5/04
2006/0266272 A1 * 11/2006 Bernath B63B 13/02
114/197
2009/0050043 A1 * 2/2009 Alvarez F16K 24/04
114/197
2011/0259255 A1 * 10/2011 Pitts B63B 13/00
114/197

* cited by examiner

Primary Examiner — Cynthia M Chin
(74) *Attorney, Agent, or Firm* — WPAT, P.C., Intellectual
Property Attorneys; Anthony King

(57) **CLAIM**

The ornamental design for a “motorwell drain,” as shown
and described.

(56) **References Cited**

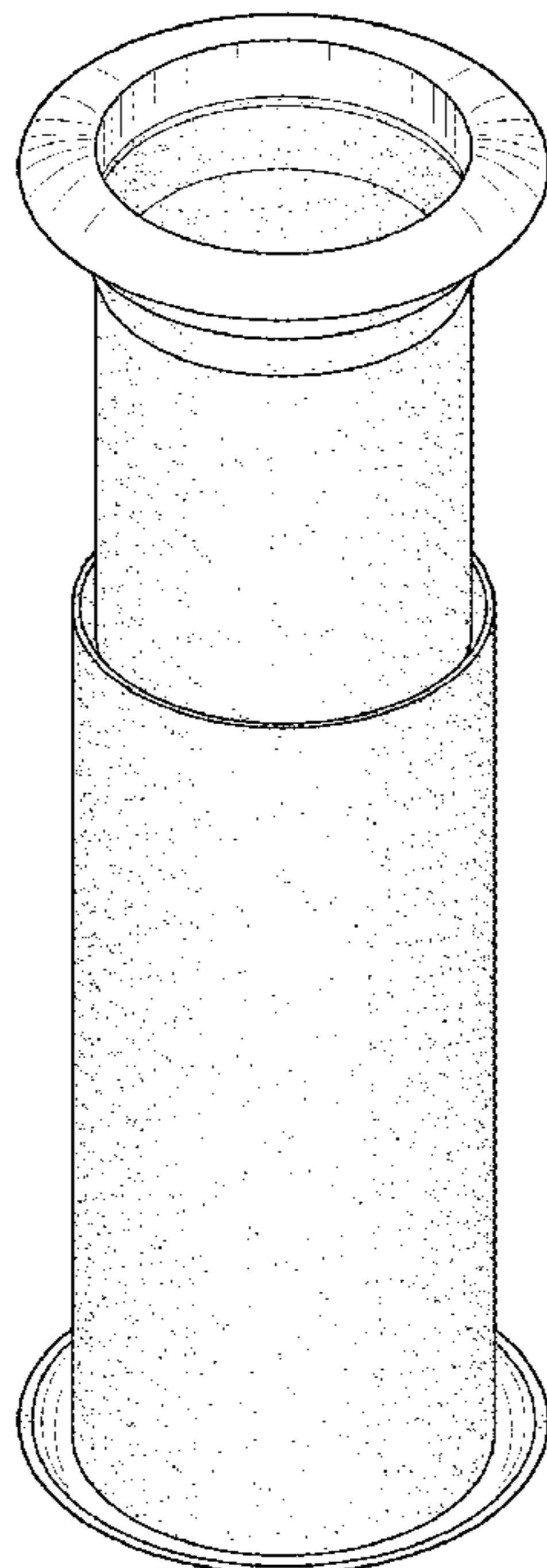
U.S. PATENT DOCUMENTS

3,049,088 A * 8/1962 Curtis B63B 13/00
114/197
4,693,690 A * 9/1987 Henderson F01P 11/0276
114/183 R
D297,759 S * 9/1988 Kerschke D23/266
4,875,884 A * 10/1989 Meisenburg F01M 11/0408
114/197
D385,017 S * 10/1997 Daroff D23/261
7,122,117 B1 * 10/2006 Goldring E03F 5/0407
114/343
D552,719 S * 10/2007 Petner D23/261

DESCRIPTION

FIG. 1 is a perspective view of a motorwell drain showing
our new design thereof;
FIG. 2 is a front elevational view thereof, the rear side being
a mirror image
FIG. 3 is a left side elevational view thereof, the right side
being a mirror image
FIG. 4 is a top plan view thereof;
FIG. 5 is a bottom plan view; and,
FIG. 6 is another perspective view thereof.

1 Claim, 6 Drawing Sheets



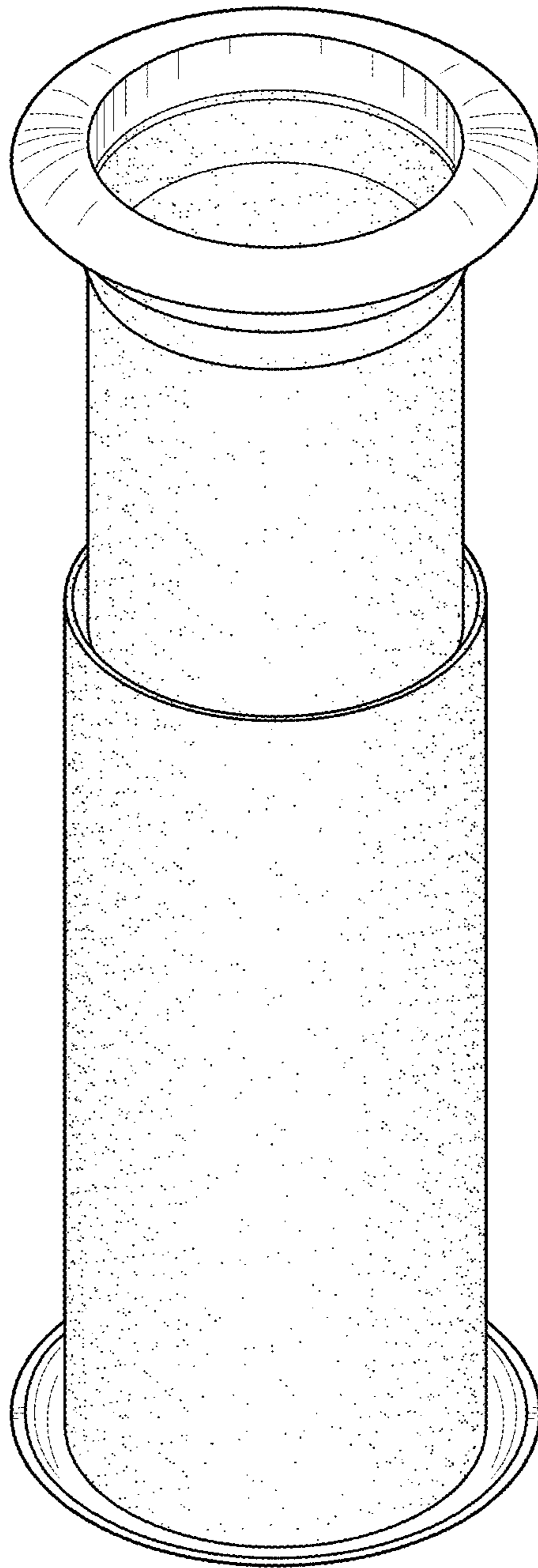


FIG.1

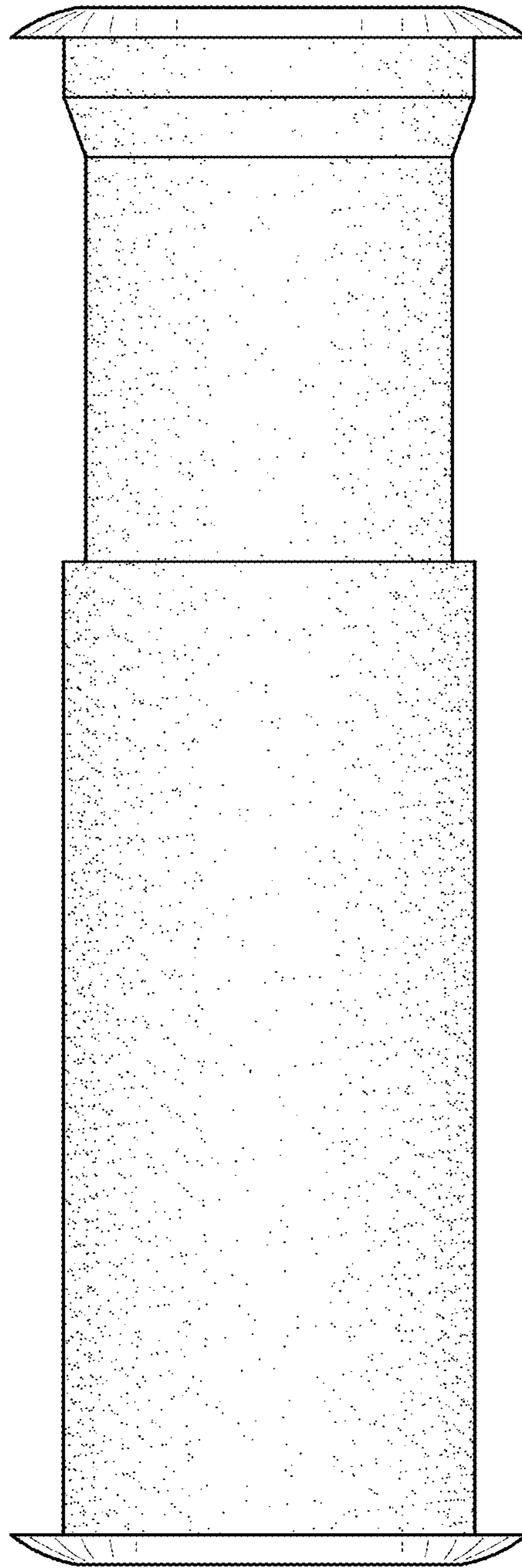


FIG.2

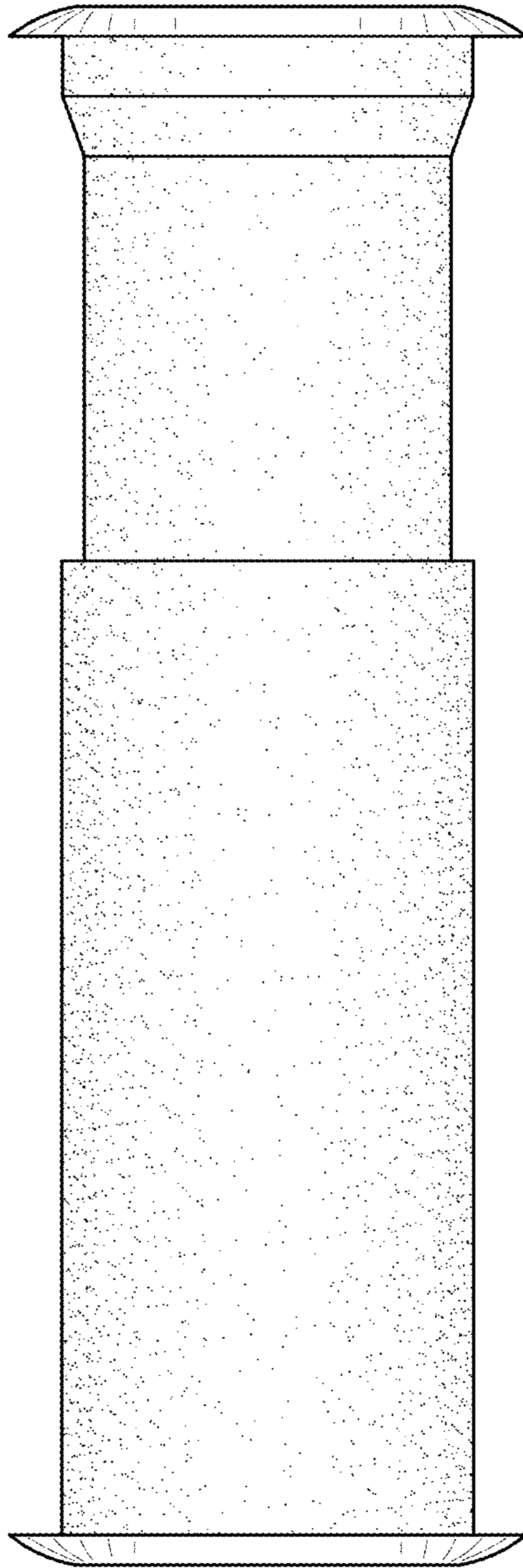


FIG.3

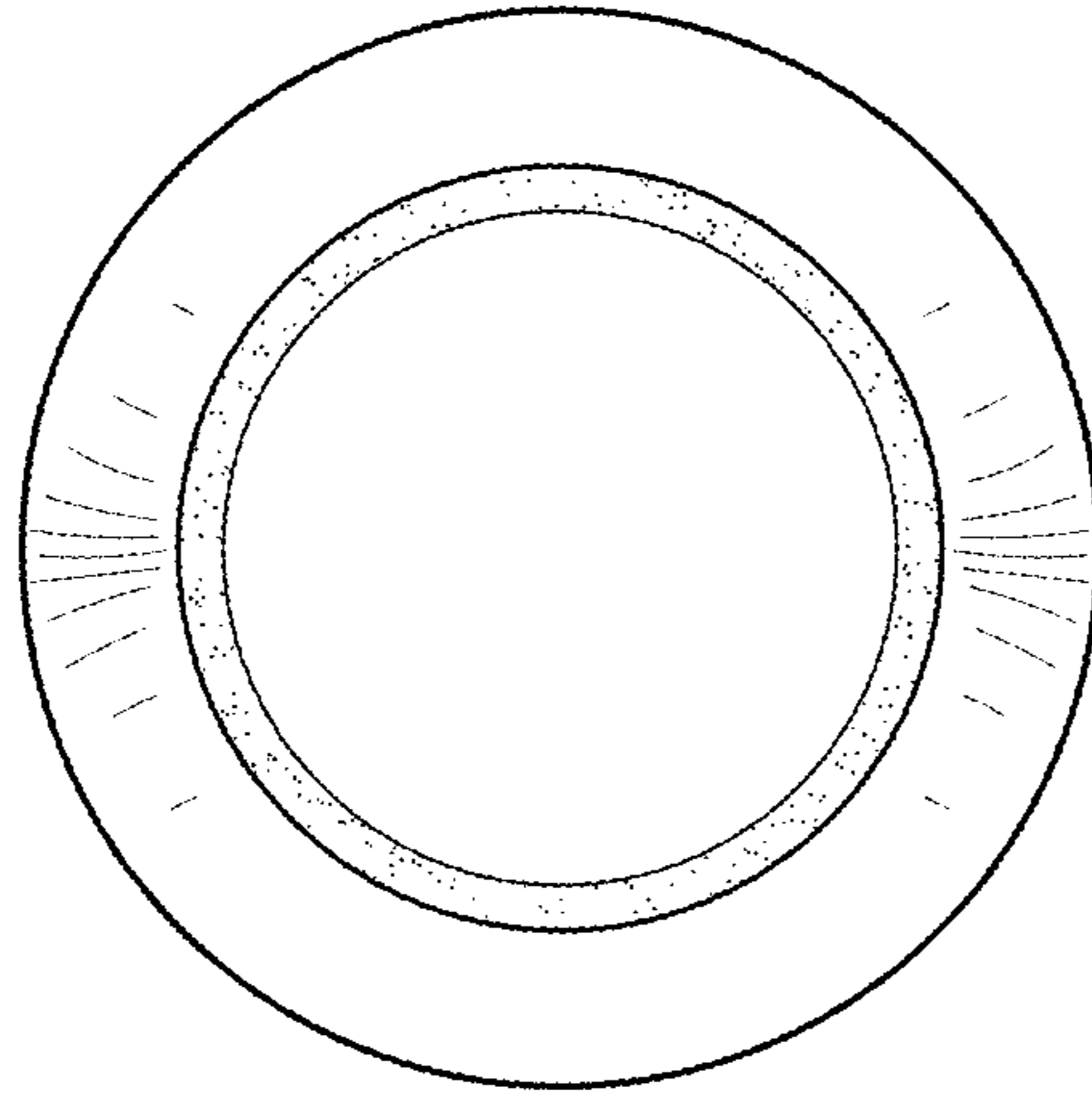


FIG.4

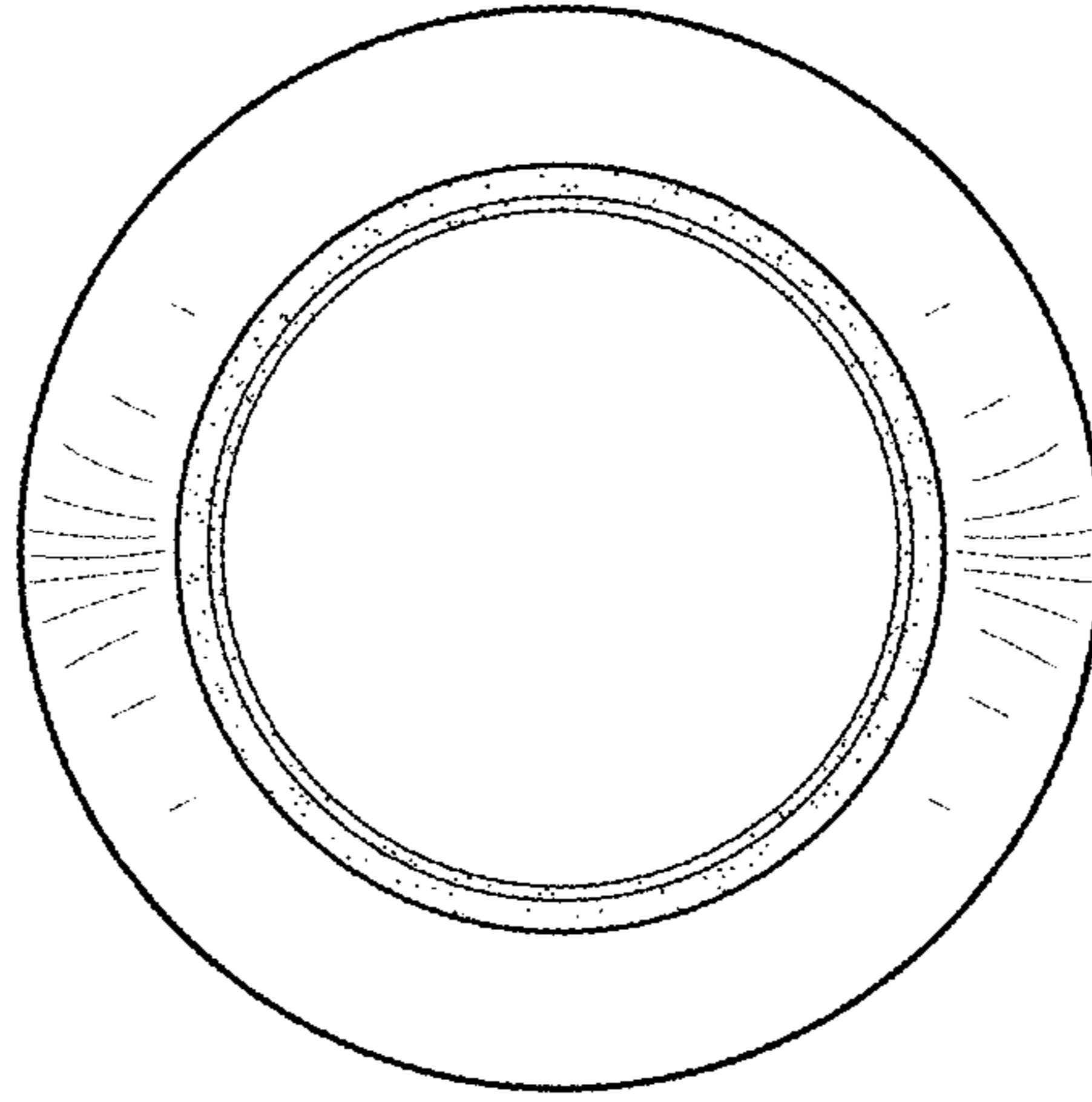


FIG.5

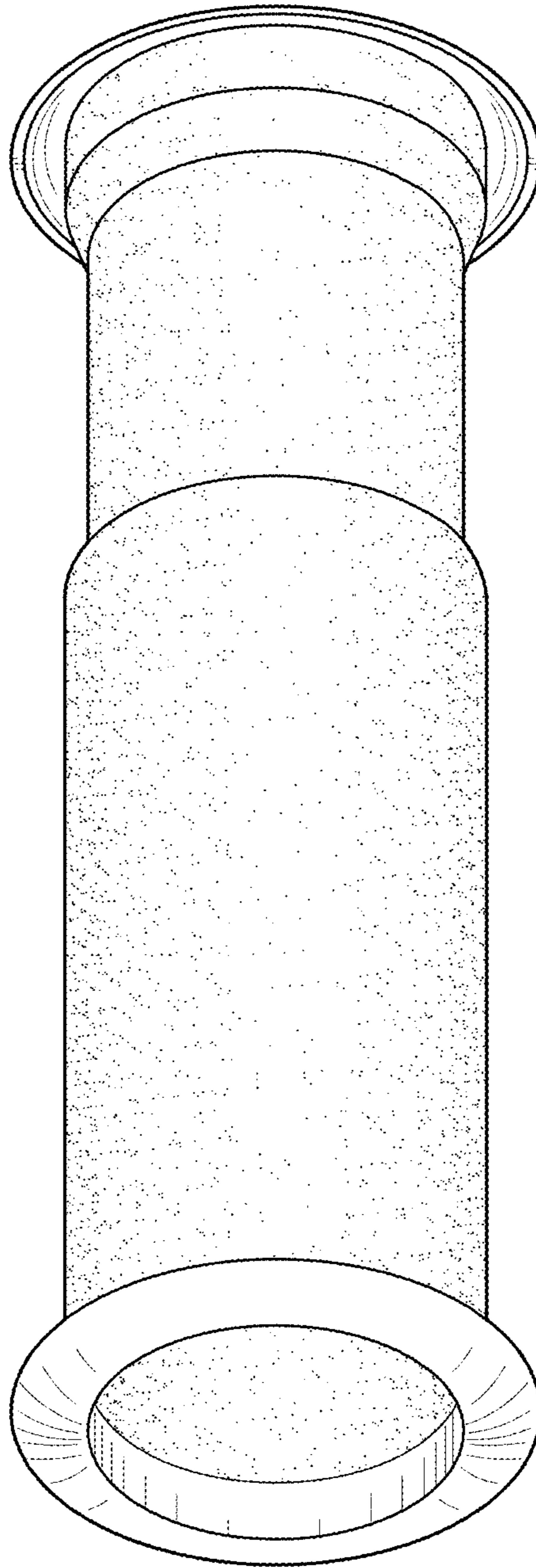


FIG.6