



US00D784895S

(12) **United States Design Patent**
Platto et al.

(10) **Patent No.:** **US D784,895 S**

(45) **Date of Patent:** **** Apr. 25, 2017**

(54) **VEHICLE WHEEL**

(71) Applicant: **Ford Motor Company**, Dearborn, MA (US)

(72) Inventors: **Gordon Platto**, Troy, MI (US); **Sean Tant**, Livonia, MI (US); **Jonathan Fontaine**, Royal Oak, MI (US)

(73) Assignee: **Ford Motor Company**, Dearborn, MI (US)

(**) Term: **15 Years**

(21) Appl. No.: **29/537,778**

(22) Filed: **Aug. 28, 2015**

(51) **LOC (10) Cl.** **12-16**

(52) **U.S. Cl.**
USPC **D12/211**

(58) **Field of Classification Search**
USPC D12/204–213
CPC B60B 7/00; B60B 7/02; B60B 7/04; B60B 7/01; B60B 7/06; B60B 3/02; B60B 3/04; B60B 3/06; B60B 3/10; B60B 1/00; B60B 1/08; B60B 1/10; B60B 1/12
See application file for complete search history.

(56) **References Cited**

U.S. PATENT DOCUMENTS

D85,574 S * 11/1931 Davenport D12/205
D203,671 S * 2/1966 Mochel D12/211

D252,872 S * 9/1979 Reppert D12/211
D256,458 S * 8/1980 Blanchard D12/211
D384,633 S * 10/1997 Syring D12/211
D438,162 S * 2/2001 Syring D12/211
D470,094 S * 2/2003 van Hooydonk D12/211
D486,111 S * 2/2004 Weidhase D12/211
D487,717 S * 3/2004 Lenz D12/211
D532,739 S * 11/2006 Ettensberger D12/211
D614,112 S * 4/2010 Tant D12/211
D625,245 S * 10/2010 Hans D12/211
D678,830 S * 3/2013 Wang D12/204
D714,707 S * 10/2014 Chung D12/211
D717,224 S * 11/2014 Kim D12/211
D722,548 S * 2/2015 Chung D12/211
D736,135 S * 8/2015 Grake D12/211
D753,048 S * 4/2016 Chan D12/211
D758,279 S * 6/2016 Platto D12/211

* cited by examiner

Primary Examiner — Stacia Cadmus

(74) *Attorney, Agent, or Firm* — LeClairRyan

(57) **CLAIM**

The ornamental design for a vehicle wheel, as shown and described.

DESCRIPTION

FIG. 1 is a top perspective view of a vehicle wheel; and, FIG. 2 is a front elevational view thereof.

1 Claim, 2 Drawing Sheets







Figure 1




Figure 2