



US00D784892S

(12) **United States Design Patent**
Groth

(10) **Patent No.:** **US D784,892 S**

(45) **Date of Patent:** **** Apr. 25, 2017**

(54) **VEHICLE WHEEL**

(71) Applicant: **Bayerische Motoren Werke
Aktiengesellschaft, Munich (DE)**

(72) Inventor: **Kristian Groth, Munich (DE)**

(73) Assignee: **Bayerische Motoren Werke
Aktiengesellschaft, Munich (DE)**

(**) Term: **15 Years**

(21) Appl. No.: **29/570,740**

(22) Filed: **Jul. 12, 2016**

(30) **Foreign Application Priority Data**

Jan. 13, 2016 (DE) 40 2016 100 014

(51) **LOC (10) Cl.** **12-16**

(52) **U.S. Cl.**
USPC **D12/209**

(58) **Field of Classification Search**
USPC D12/204–213
CPC B60B 7/00; B60B 7/02; B60B 7/04; B60B
7/01; B60B 7/06; B60B 3/02; B60B 3/04;
B60B 3/06; B60B 3/10; B60B 1/00;
B60B 1/08; B60B 1/10; B60B 1/12
See application file for complete search history.

(56) **References Cited**

U.S. PATENT DOCUMENTS

D451,461 S	*	12/2001	Arellano	D12/209
D460,396 S	*	7/2002	Kember	D12/209
D466,467 S	*	12/2002	Hodges	D12/211
D479,174 S	*	9/2003	McMath	D12/209
D493,403 S	*	7/2004	Kataoka	D12/209
D496,318 S	*	9/2004	Cheng	D12/209
D512,007 S	*	11/2005	Sze	D12/209
D522,438 S	*	6/2006	Kern	D12/209

D533,495 S	*	12/2006	Arora	D12/209
D558,114 S		12/2007	Pollmann		
D560,585 S	*	1/2008	Blasi	D12/209
D593,018 S		5/2009	Juergens et al.		
D593,022 S		5/2009	Forster et al.		
D617,710 S	*	6/2010	Ectors	D12/209
D618,151 S		6/2010	Junker		
D618,152 S	*	6/2010	Juergens	D12/209
D624,861 S	*	10/2010	Zhao	D12/209
D671,477 S		11/2012	Juergens et al.		
D680,483 S	*	4/2013	Zhao	D12/209
D737,748 S	*	9/2015	Henstridge	D12/209
D753,043 S	*	4/2016	Pollmann	D12/209
D756,876 S	*	5/2016	Rueckheim	D12/209
D757,624 S	*	5/2016	Hammoud	D12/209
D763,764 S	*	8/2016	Dunford	D12/209

FOREIGN PATENT DOCUMENTS

EM	000660618-0002	3/2007
EM	000976881-0001	10/2008
EM	000997572-0002	10/2008

(Continued)

Primary Examiner — Stacia Cadmus

(74) *Attorney, Agent, or Firm* — Crowell & Moring LLP



(57) **CLAIM**

The ornamental design for a vehicle wheel, as shown and described.

DESCRIPTION

FIG. 1 is a perspective view of a vehicle wheel according to the design;
FIG. 2 is an additional perspective view thereof;
FIG. 3 is an additional perspective view thereof;
FIG. 4 is a front view thereof;
FIG. 5 is a rear view thereof in a lighter gray scale, representing environmental features that form no part of the claimed design; and,
FIG. 6 is a side view thereof.

1 Claim, 6 Drawing Sheets



(56)

References Cited

FOREIGN PATENT DOCUMENTS

EM	001636978-0009	11/2010
EM	002016113-0013	9/2013
EM	002251314-0004	5/2014

* cited by examiner



Fig. 1



Fig. 2



Fig. 3



Fig. 4




Fig. 5




Fig. 6