



US00D784887S

(12) **United States Design Patent**
Woolley

(10) **Patent No.:** **US D784,887 S**

(45) **Date of Patent:** **** Apr. 25, 2017**

(54) **FENDER FINISHER**

(71) Applicant: **Jaguar Land Rover Limited**, Whitley,
Coventry (GB)

(72) Inventor: **Richard Woolley**, Coventry (GB)

(73) Assignee: **Jaguar Land Rover Limited**, Whitley,
Coventry (GB)

(**) Term: **15 Years**

(21) Appl. No.: **29/556,085**

(22) Filed: **Feb. 26, 2016**

(30) **Foreign Application Priority Data**

Sep. 4, 2015 (EM) 002766659

(51) **LOC (10) Cl.** **12-16**

(52) **U.S. Cl.**
USPC **D12/196**

(58) **Field of Classification Search**

USPC D12/190, 192, 196, 83, 181, 163, 164,
D12/169, 167, 171, 216, 86, 90, 91, 92

CPC B62D 24/00; B62D 24/02; B62D 25/02;
B62D 25/18; B62D 25/08; B62D 35/00;
B60J 5/04; B60R 19/02; B60R 19/04

See application file for complete search history.

(56) **References Cited**

U.S. PATENT DOCUMENTS

D660,753 S * 5/2012 Faghihzadeh D12/190
D711,302 S * 8/2014 van Braeckel D12/190
D717,222 S * 11/2014 Waterman D12/190
D748,548 S * 2/2016 Battams D12/190

D749,758 S * 2/2016 Beaven D26/28
D749,759 S * 2/2016 Beaven D26/28
D763,152 S * 8/2016 Frascella D12/190

* cited by examiner

Primary Examiner — Daniel Bui

Assistant Examiner — Andrew Kerr

(74) *Attorney, Agent, or Firm* — Wood Herron & Evans
LLP

(57) **CLAIM**

The ornamental design for a fender finisher, as shown and described.

DESCRIPTION

FIG. 1 is a right rear perspective view of a fender finisher, showing my new invention;

FIG. 2 is a left front perspective view of the fender finisher shown in FIG. 1.

FIG. 3 is a right view thereof.

FIG. 4 is a left view thereof.


FIG. 5 is a front view thereof.

FIG. 6 is a rear view thereof.

FIG. 7 is a top view thereof; and,

FIG. 8 is a right side view of the fender finisher shown in FIG. 1, with the fender finisher shown mounted on a vehicle that is depicted in de-emphasized and halftone portions so as to illustrate the environmental structure of the vehicle. These portions form no part of the claimed invention. More particularly, in FIG. 8, the fender finisher of the present invention is shown within the broken lines, and any elements shown outside of the broken lines form no part of the claimed invention, but are instead included to show environmental aspects thereof.

1 Claim, 6 Drawing Sheets



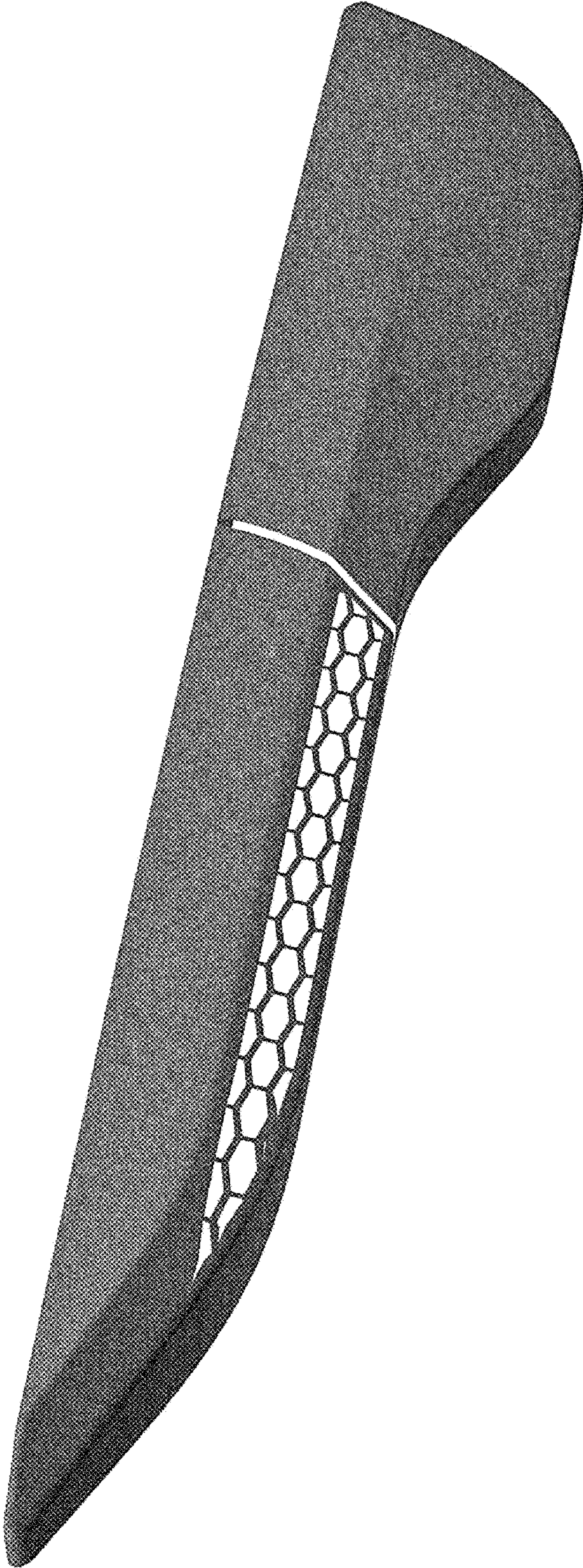


FIG. 1

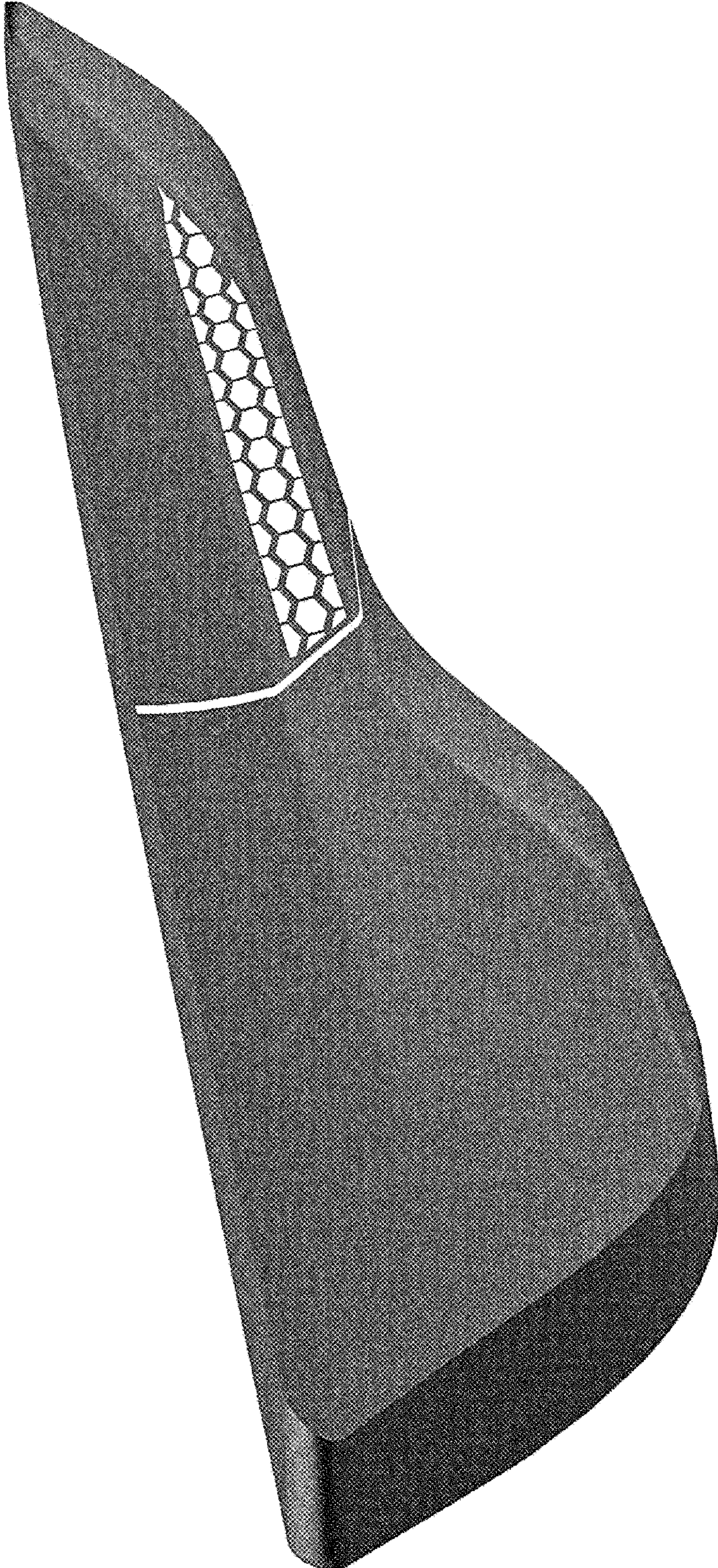


FIG. 2

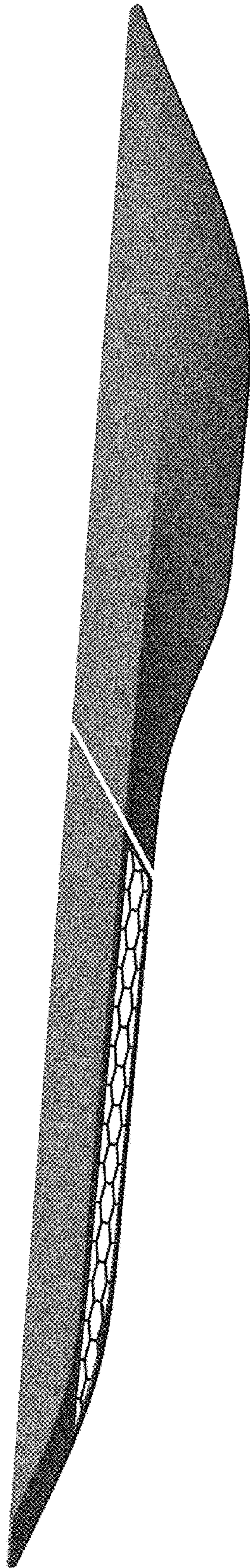


FIG. 3

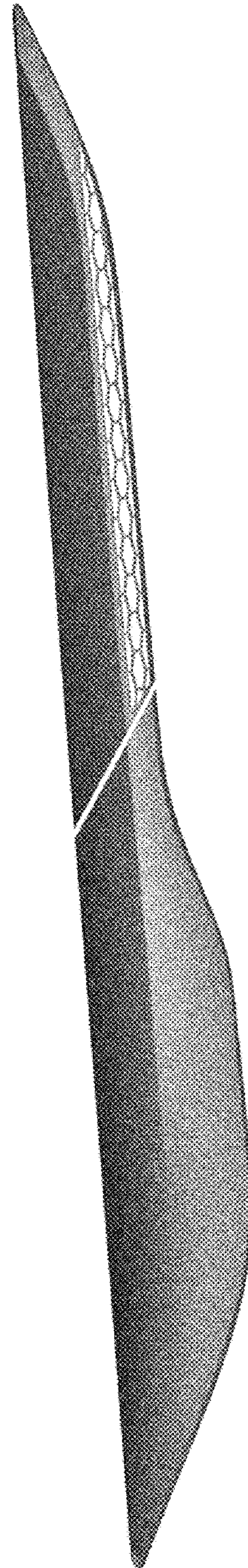


FIG. 4




FIG. 6




FIG. 5




FIG. 7




FIG. 8