



US00D784871S

(12) **United States Design Patent**  
**Lee et al.**

(10) **Patent No.:** **US D784,871 S**

(45) **Date of Patent:** **\*\* Apr. 25, 2017**

- (54) **STEERING WHEEL**
- (71) Applicant: **Bentley Motors Limited**, Cheshire (GB)
- (72) Inventors: **Sang Yup Lee**, Chester (GB); **Luc Donckerwolke**, Cheshire (GB)
- (73) Assignee: **Bentley Motors Limited**, Cheshire (GB)
- (\*\*) Term: **15 Years**
- (21) Appl. No.: **29/556,487**
- (22) Filed: **Mar. 1, 2016**
- (51) **LOC (10) Cl.** ..... **12-16**
- (52) **U.S. Cl.**  
USPC ..... **D12/176**
- (58) **Field of Classification Search**  
USPC ..... D12/175, 176; 74/552, 558, 558.5  
CPC ..... B60R 21/203; B60R 21/05; B62D 1/04  
See application file for complete search history.

- D741,759 S \* 10/2015 Persson ..... D12/176
- D743,858 S \* 11/2015 Sugiura ..... D12/176
- D743,860 S \* 11/2015 Nagumo ..... D12/176
- D758,933 S \* 6/2016 Owaku ..... D12/176
- D760,134 S \* 6/2016 Montousse ..... D12/176
- D768,041 S \* 10/2016 Turner ..... D12/176
- D776,584 S \* 1/2017 Meissner ..... D12/176

\* cited by examiner

*Primary Examiner* — Melody N Brown

(74) *Attorney, Agent, or Firm* — Tarolli, Sundheim, Covell & Tummino LLP; John A. Yirga, Esq.

(57) **CLAIM**

The ornamental design for a steering wheel, as shown and described.

**DESCRIPTION**


FIG. 1 is a perspective view of a steering wheel in accordance with the present disclosure;  
FIG. 2 is a front elevation view thereof;  
FIG. 3 is a left side view thereof;  
FIG. 4 is a right side view thereof;  
FIG. 5 is a top plan view thereof; and,  
FIG. 6 is a bottom plan view thereof.

(56) **References Cited**

U.S. PATENT DOCUMENTS

- D696,992 S \* 1/2014 Pohanka ..... D12/176
- D706,187 S \* 6/2014 Tilscher ..... D12/176

**1 Claim, 4 Drawing Sheets**



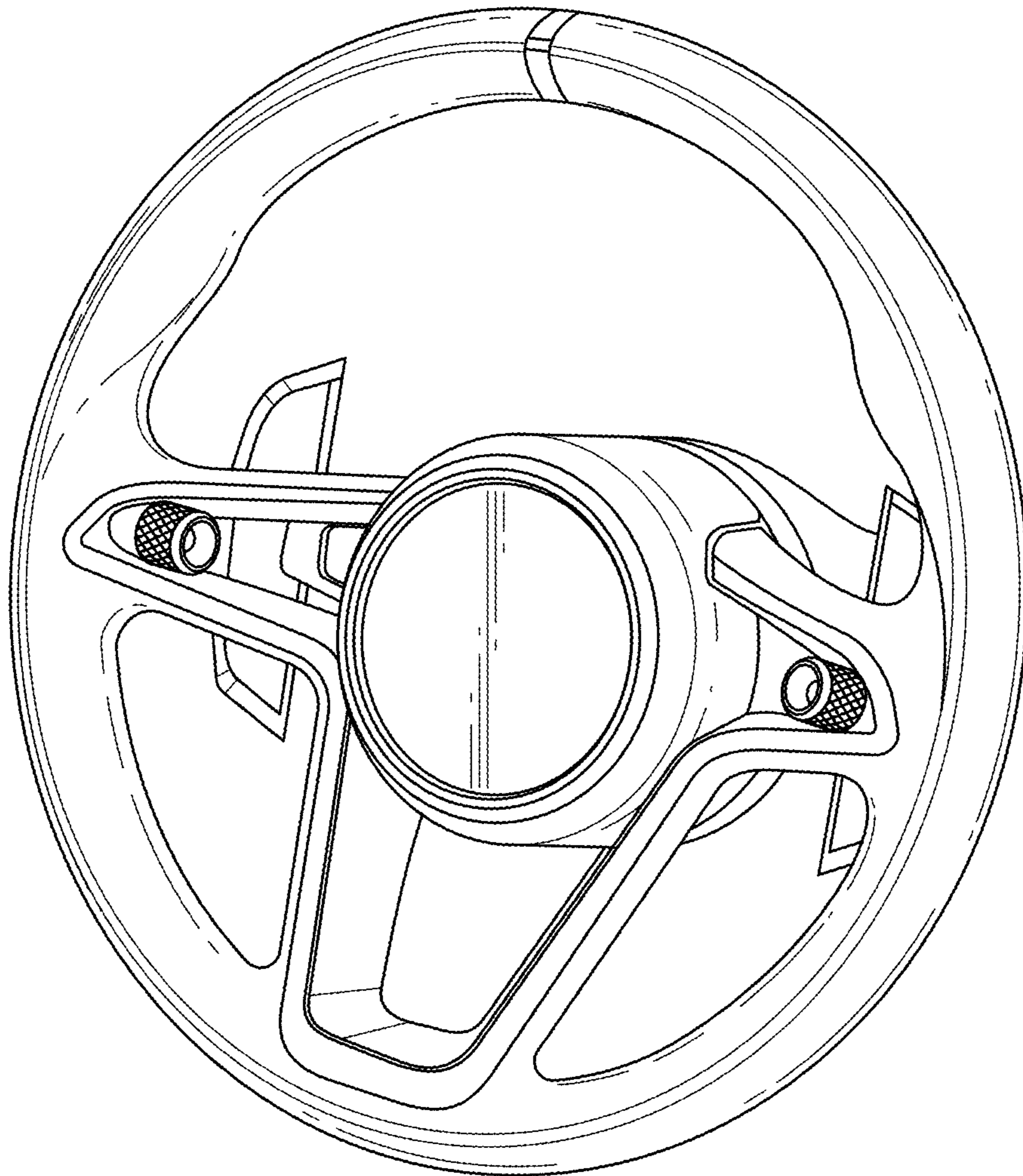


FIG. 1

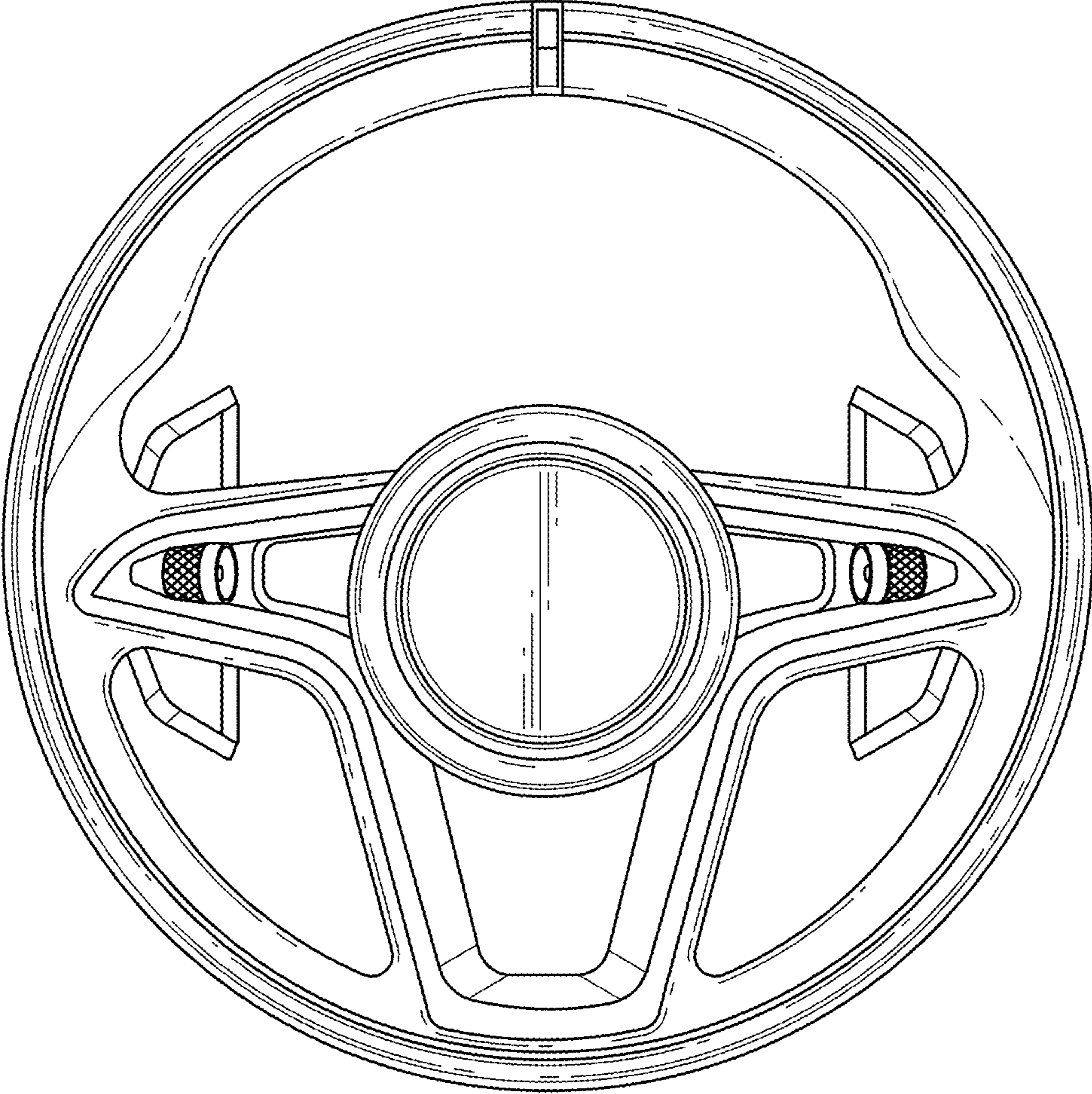


FIG. 2

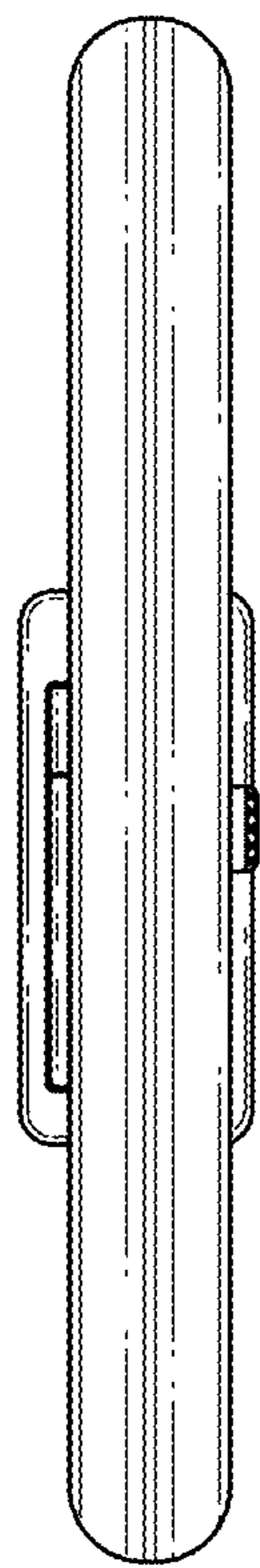


FIG. 3

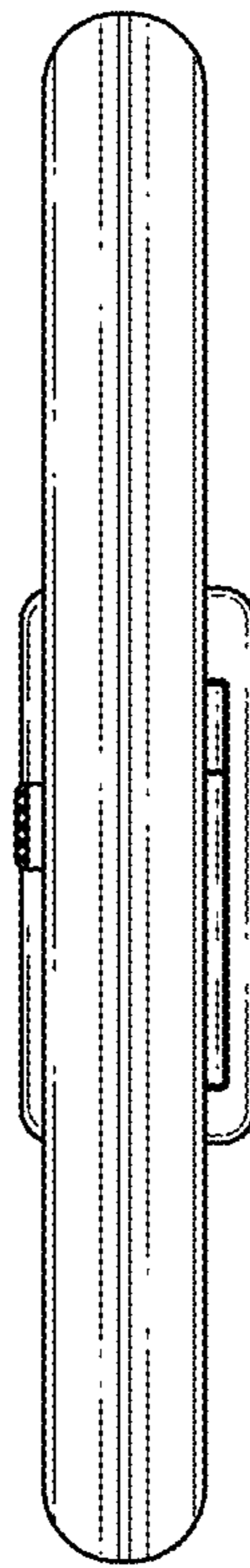


FIG. 4




FIG. 5




FIG. 6