



US00D784868S

(12) **United States Design Patent** (10) **Patent No.:** **US D784,868 S**  
**Yamamoto** (45) **Date of Patent:** **\*\* Apr. 25, 2017**

(54) **REAR BUMPER FOR AUTOMOBILE**  
(71) Applicant: **Nissan Motor Co., Ltd.**, Yokohama, Kanagawa (JP)  
(72) Inventor: **Kenji Yamamoto**, Tokyo (JP)  
(73) Assignee: **Nissan Motor Co., Ltd.**, Yokohama (JP)

D712,805 S \* 9/2014 Murkett ..... D12/169  
D738,269 S \* 9/2015 Blanski ..... D12/169  
D743,853 S \* 11/2015 Blanski ..... D12/169  
D746,190 S \* 12/2015 Wolff ..... D12/169  
D746,736 S \* 1/2016 Wolff ..... D12/169  
D746,737 S \* 1/2016 Wolff ..... D12/169  
D746,738 S \* 1/2016 Wolff ..... D12/169  
D749,023 S \* 2/2016 Nakahara ..... D12/169  
D760,630 S \* 7/2016 Rugar ..... D12/169  
D763,143 S \* 8/2016 Varga ..... D12/169  
D771,535 S \* 11/2016 Wolff ..... D12/169

(Continued)

(\*\*) Term: **15 Years**  
(21) Appl. No.: **29/558,235**

FOREIGN PATENT DOCUMENTS

(22) Filed: **Mar. 16, 2016**

JP D1243731 S 6/2005  
JP D1302758 S 6/2008

(Continued)

(30) **Foreign Application Priority Data**

*Primary Examiner* — Darlington Ly

Sep. 17, 2015 (JP) ..... 2015-020705

(74) *Attorney, Agent, or Firm* — Global IP Counselors, LLP

(51) **LOC (10) Cl.** ..... **12-16**

(52) **U.S. Cl.**  
USPC ..... **D12/169**

(57) **CLAIM**

(58) **Field of Classification Search**

The ornamental design for a rear bumper for automobile, as shown and described.

USPC ..... D12/86, 90, 91, 92, 163, 164, 169, 171, D12/196, 216; 180/68.4, 68.6; 293/102, 293/112, 113, 115, 117, 120; 296/180.1, 296/180.2

**DESCRIPTION**

CPC ..... B60R 19/02; B60R 19/18; B60R 19/24; B60R 19/56; B60R 2019/007

See application file for complete search history.

FIG. 1 is a front elevation view of a rear bumper for automobile showing my new design;  
FIG. 2 is a top plan view thereof;  
FIG. 3 is a bottom plan view thereof;  
FIG. 4 is a right side elevation view thereof;  
FIG. 5 is a left side elevation view thereof;  
FIG. 6 is a front, top, and right side perspective view thereof;  
and,  
FIG. 7 is a front, bottom, and left side perspective view thereof.

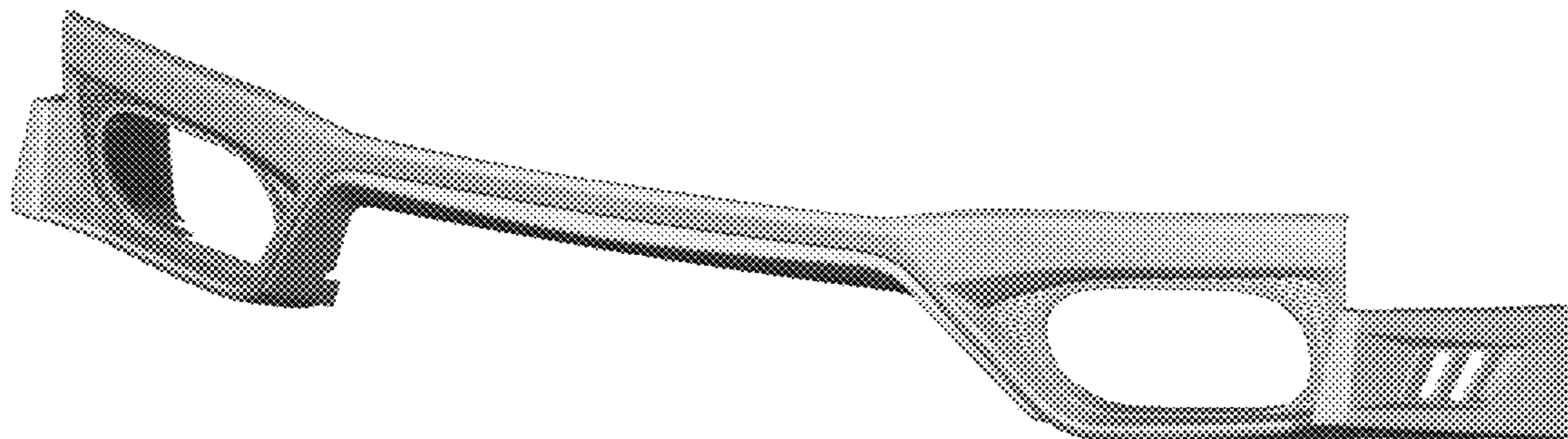
(56) **References Cited**

U.S. PATENT DOCUMENTS

D610,503 S \* 2/2010 Bucher ..... D12/169  
D637,120 S \* 5/2011 Lamm ..... D12/169  
D638,760 S \* 5/2011 Okada ..... D12/169  
D663,660 S \* 7/2012 Platto ..... D12/169  
D677,202 S \* 3/2013 Hamilton ..... D12/169  
D678,146 S \* 3/2013 Behmer ..... D12/169  
D702,158 S \* 4/2014 Borkert ..... D12/169  
D712,322 S \* 9/2014 Kobayashi ..... D12/169

The rear surfaces of the rear bumper for automobile shown in the figures as darken areas forms no part of the claimed design.

**1 Claim, 7 Drawing Sheets**



(56)

**References Cited**

U.S. PATENT DOCUMENTS

D775,038 S \* 12/2016 Frascella ..... D12/169  
D776,021 S \* 1/2017 Kapitonov ..... D12/169

FOREIGN PATENT DOCUMENTS

JP	D1465522 S	4/2013
JP	D1466766	4/2013
JP	D1486842	12/2013
JP	D1504016	8/2014
JP	D1504408	8/2014
JP	D1549973	5/2016
JP	D1549979	5/2016

\* cited by examiner




FIG. 1




FIG. 2




FIG. 3

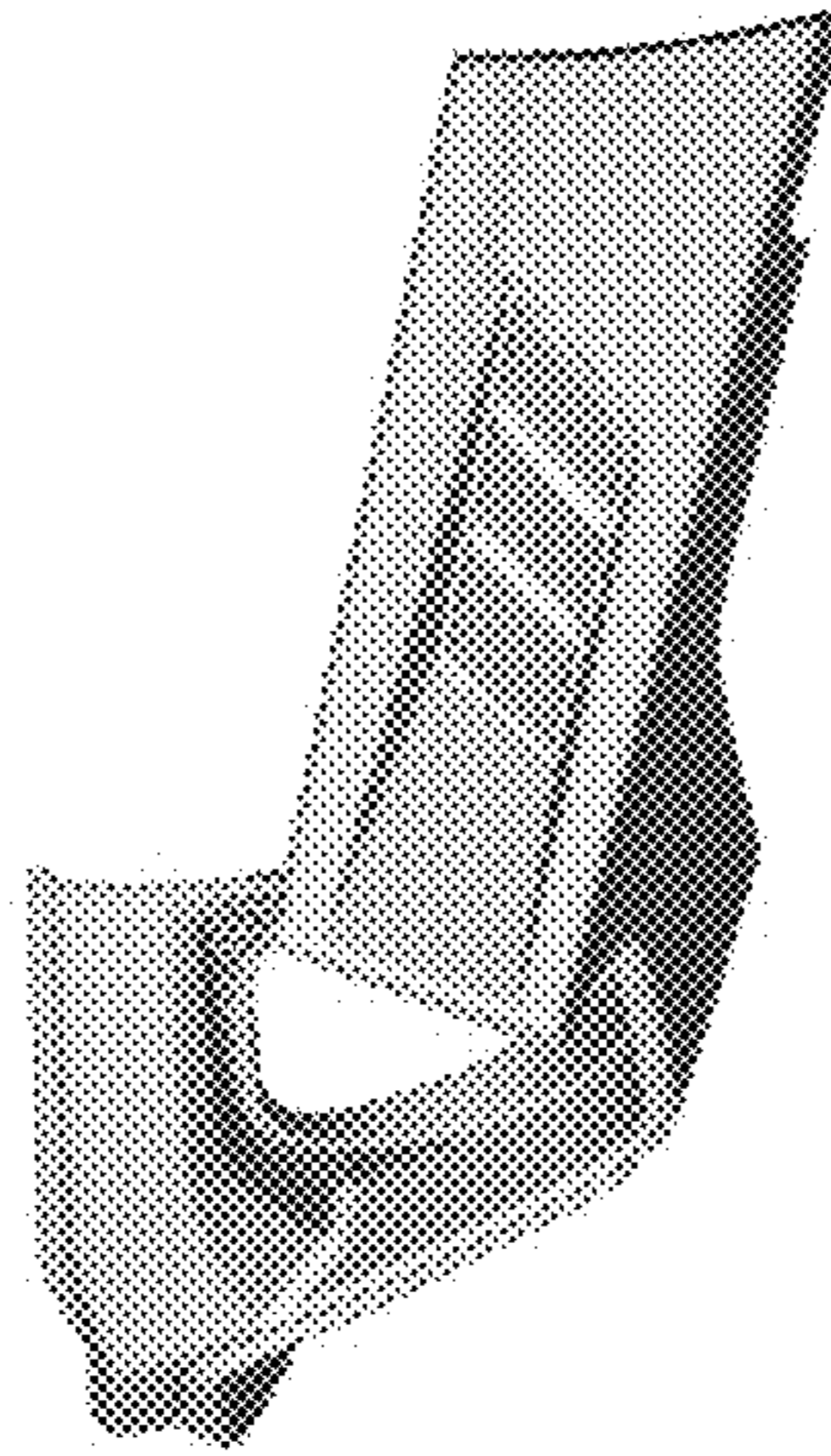


FIG. 4




FIG. 5

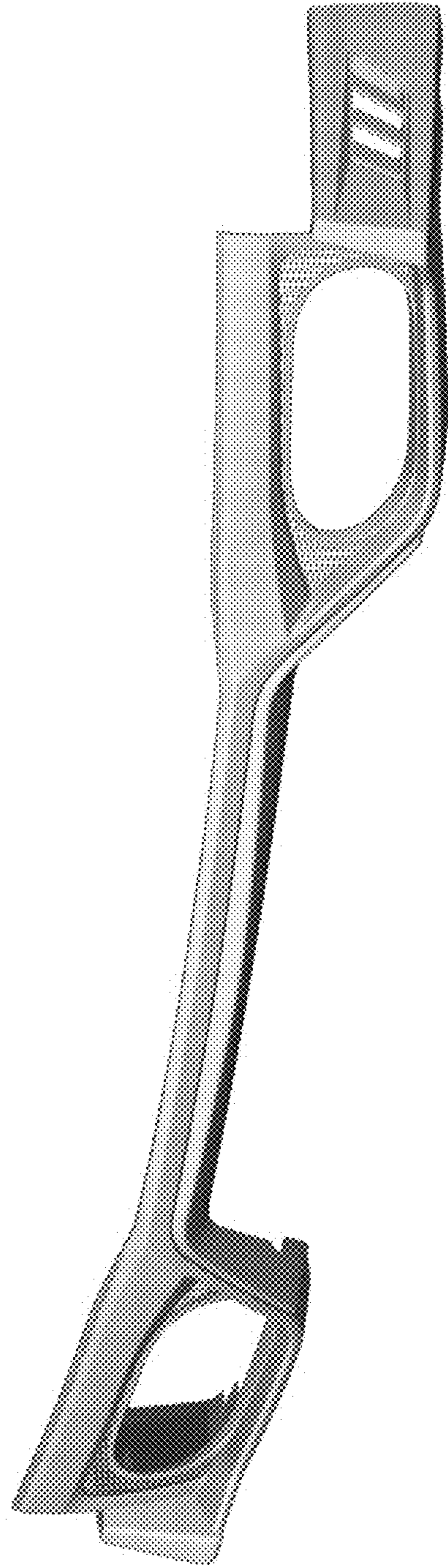


FIG. 6



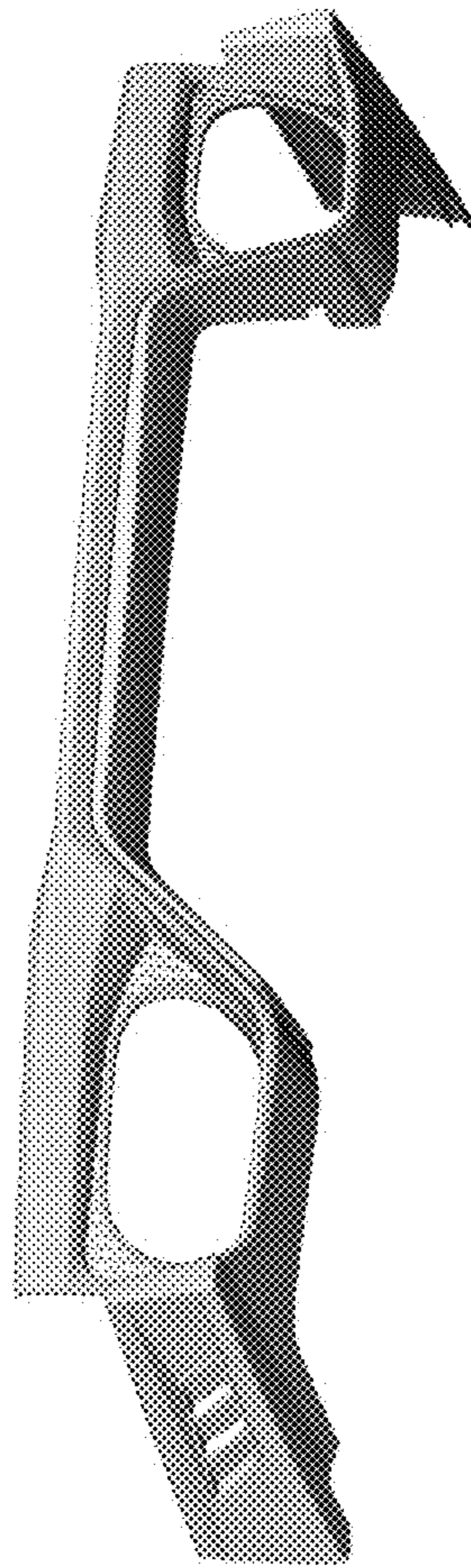


FIG. 7