



US00D784836S

(12) **United States Design Patent**
Kuramoto et al.

(10) **Patent No.:** **US D784,836 S**

(45) **Date of Patent:** **** Apr. 25, 2017**

(54) **STRAP FOR A WATCH-SHAPED TOY**

(71) Applicant: **BANDAI CO., LTD.**, Tokyo (JP)

(72) Inventors: **Yukiko Kuramoto**, Tokyo (JP);
Nakayuki Sato, Tokyo (JP)

(73) Assignee: **BANDAI CO., LTD.**, Tokyo (JP)

(**) Term: **15 Years**

(21) Appl. No.: **29/556,604**

(22) Filed: **Mar. 2, 2016**

(30) **Foreign Application Priority Data**

Sep. 2, 2015 (JP) 2015-019403

(51) **LOC (10) Cl.** **10-07**

(52) **U.S. Cl.**
USPC **D10/128; D11/86**

(58) **Field of Classification Search**
USPC D10/1-29, 30-39, 122-132; D21/531,
D21/405, 460; D11/4, 86
CPC A44C 5/0053; A44C 5/22; G04B 19/065;
G04B 19/04; G04B 19/10; G04B 19/08;
G04B 19/23; G04B 19/06; G04B
37/0008; G04B 37/084; G04B 37/1486;
G04B 37/0058; G04B 17/08; H04M
1/6041

See application file for complete search history.

(56) **References Cited**

U.S. PATENT DOCUMENTS

D639,869 S * 6/2011 Nishimoto D21/460
D649,071 S * 11/2011 Mikkelsen D10/32

D660,918 S * 5/2012 Ujita D21/460
D662,556 S * 6/2012 Horikoshi D21/460
D705,667 S * 5/2014 Cerrato D10/32
D738,250 S * 9/2015 Cerrato D11/3
D741,206 S * 10/2015 Lim D10/38
D757,567 S * 5/2016 Henderson D10/30
D758,504 S * 6/2016 Shimoda D21/531
D768,025 S * 10/2016 Akana D11/3

FOREIGN PATENT DOCUMENTS

AT 507645 A1 * 6/2010 A44C 5/0053

* cited by examiner

Primary Examiner — Sheryl Lane

Assistant Examiner — Samantha Wood

(74) *Attorney, Agent, or Firm* — Rabin & Berdo, P.C.

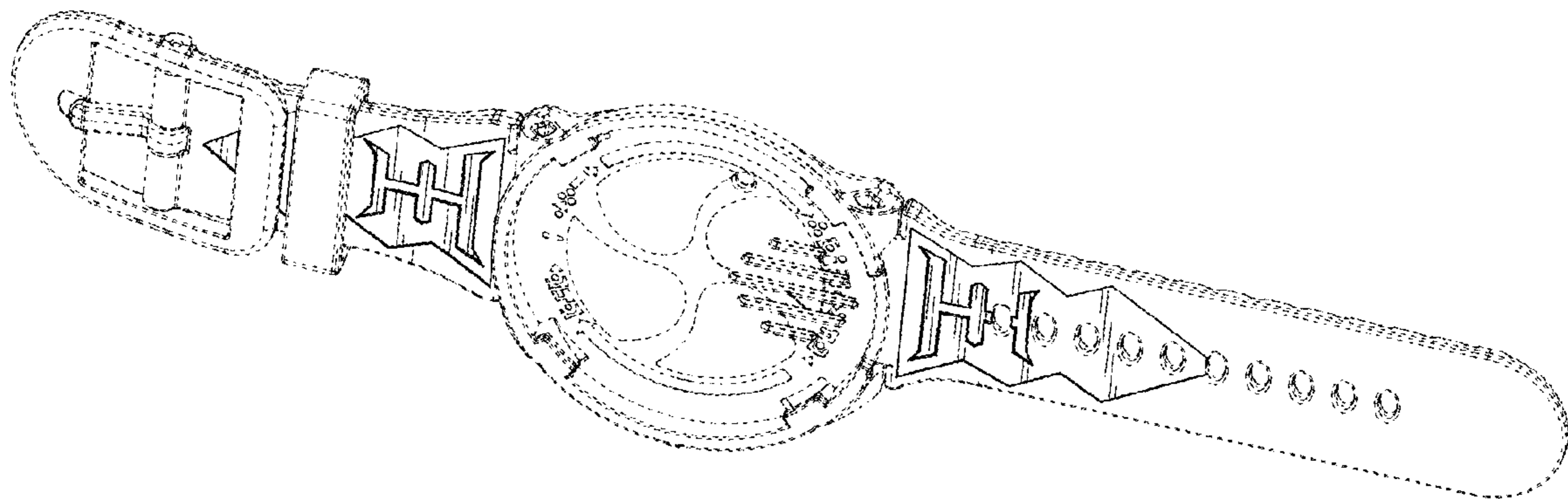
(57) **CLAIM**

The ornamental design for a strap for a watch-shaped toy, as shown and described.

DESCRIPTION

FIG. 1 is a front perspective view of a strap for a watch-shaped toy;
FIG. 2 is front view thereof;
FIG. 3 is a further front perspective view thereof, with the buckle and loop removed for clarity; and,
FIG. 4 is a further front view thereof, with the buckle and loop removed.
The broken line showing of the watch is included for the purpose of illustrating the environmental structure and forms no part of the claimed design.

1 Claim, 2 Drawing Sheets



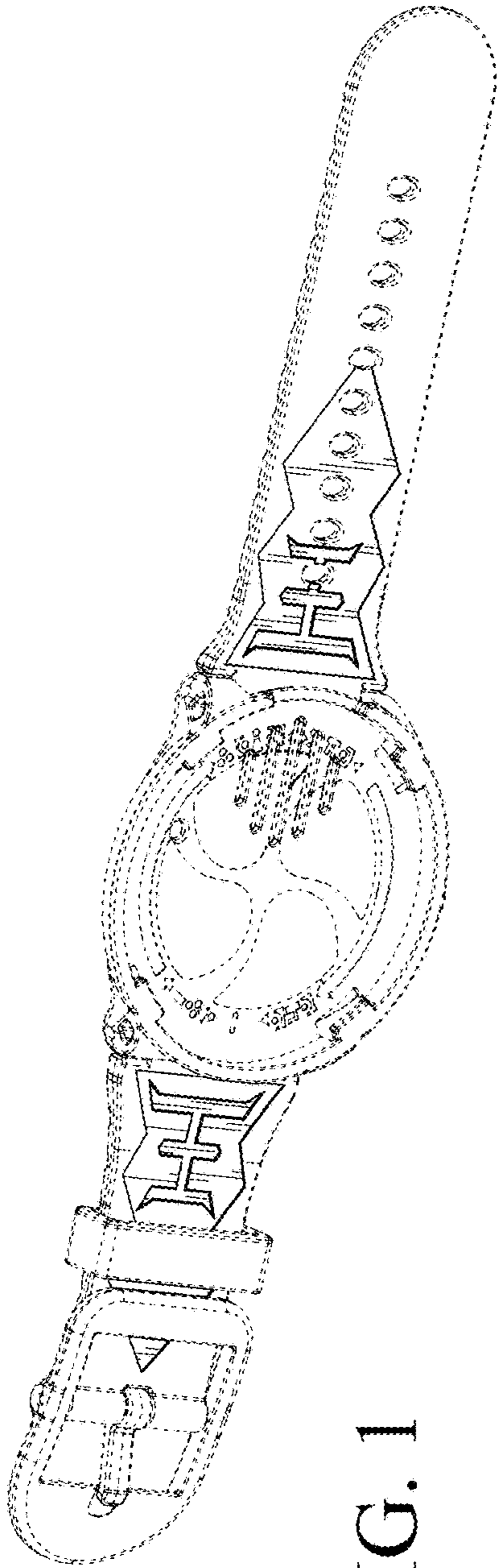


FIG. 1

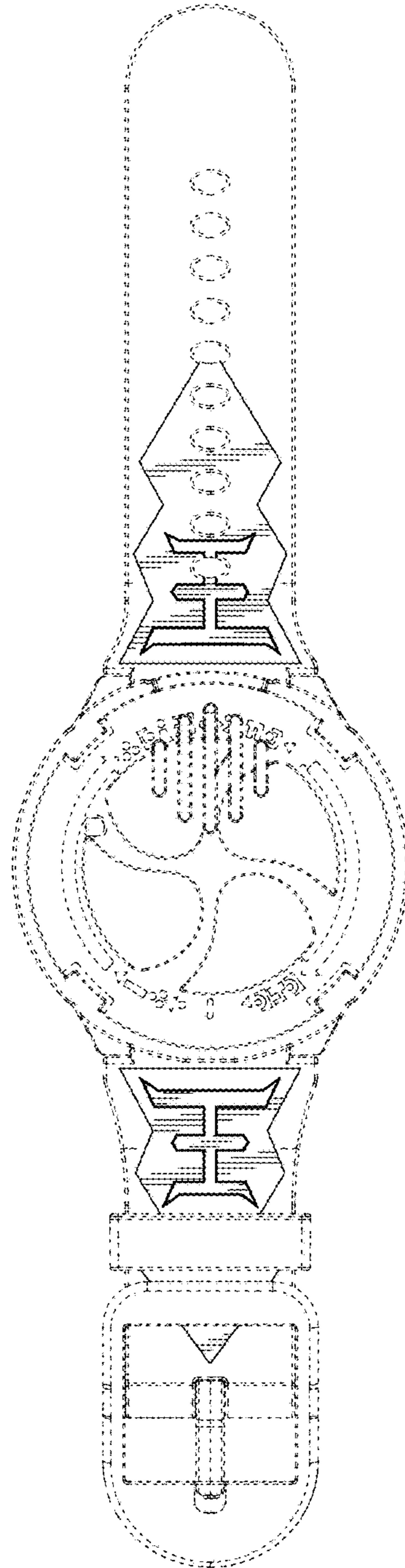


FIG. 2

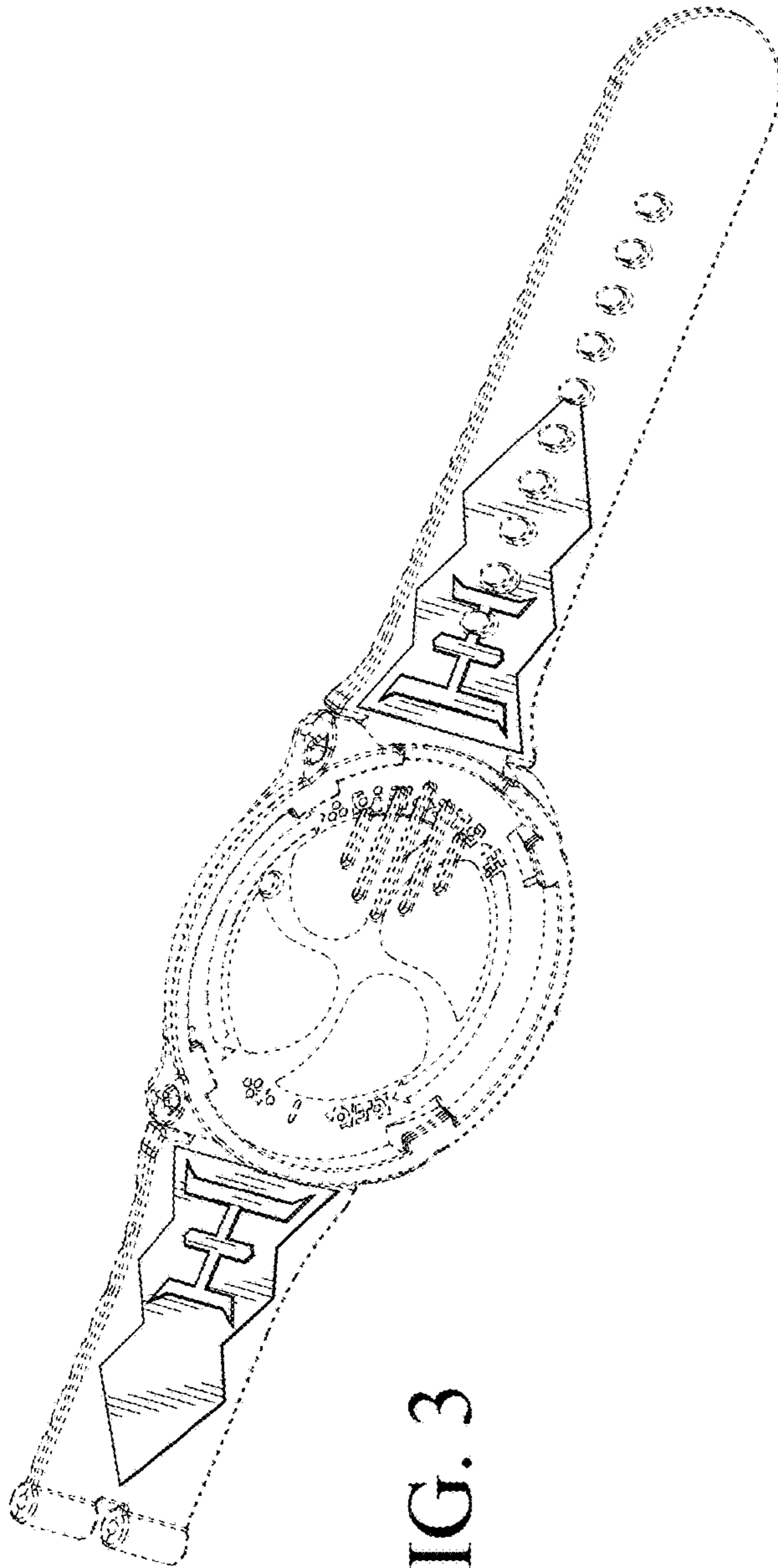


FIG. 3

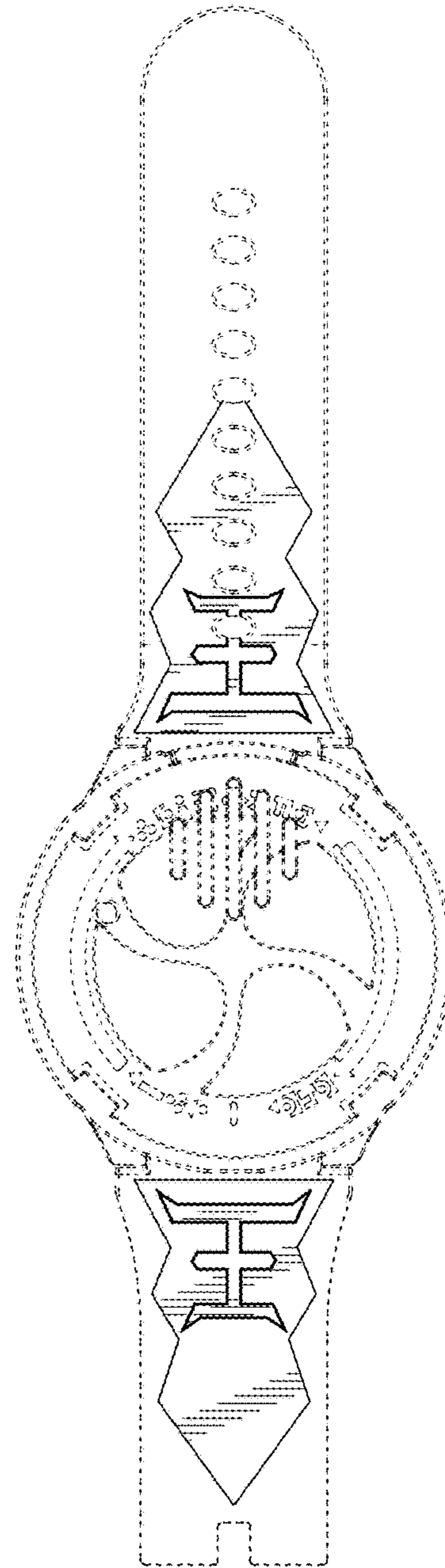


FIG. 4