



US00D784830S

(12) **United States Design Patent**  
**Hegi et al.**

(10) **Patent No.:** **US D784,830 S**

(45) **Date of Patent:** **\*\* Apr. 25, 2017**

(54) **WATCH**

(71) Applicant: **LOUIS VUITTON MALLETIER**,  
Paris (FR)

(72) Inventors: **Matthieu Hegi**, Geneva (CH); **Michel Berra**, Paris (FR); **Ludovic Blanquer**, Paris (FR)

(73) Assignee: **Louis Vuitton Malletier**, Paris (FR)

(\*\*) Term: **15 Years**

(21) Appl. No.: **29/563,827**

(22) Filed: **May 9, 2016**

(30) **Foreign Application Priority Data**

Dec. 21, 2015 (EM) ..... 002917740-0001

(51) **LOC (10) Cl.** ..... **10-02**

(52) **U.S. Cl.**  
USPC ..... **D10/38**

(58) **Field of Classification Search**

USPC ..... D10/30-39, 1-29, 122-132  
CPC ..... G04B 17/00; G04B 17/02; G04B 17/005;  
G04B 17/285; G04B 37/00; G04B 37/0008; G04B 37/0058; G04B 45/00;  
G04B 45/038; G04B 45/0069; G04B 45/0076; G04B 45/02; G04B 29/00

See application file for complete search history.

(56) **References Cited**

**U.S. PATENT DOCUMENTS**

1,752,128 A \* 3/1930 Vetter ..... G04B 37/04  
368/282  
D455,356 S \* 4/2002 Saffer ..... D10/32

D474,981 S \* 5/2003 Wilson ..... D10/32  
D540,695 S \* 4/2007 Leung ..... D10/31  
D629,311 S \* 12/2010 Giannini ..... D10/31  
D629,703 S \* 12/2010 Giannini ..... D10/32  
D635,472 S \* 4/2011 Dalla Libera ..... D10/32  
D749,965 S \* 2/2016 Lutgen ..... D10/126  
D758,907 S \* 6/2016 Kaiser ..... D11/2  
D772,728 S \* 11/2016 Nicotra ..... D10/32  
2012/0234044 A1 \* 9/2012 Matysik ..... A44C 9/0061  
63/15

\* cited by examiner

*Primary Examiner* — Susan Bennett Hattan

*Assistant Examiner* — Jennifer Wright

(74) *Attorney, Agent, or Firm* — Finnegan, Henderson, Farabow, Garrett & Dunner, LLP

(57) **CLAIM**

The ornamental design for a watch, as shown and described.

**DESCRIPTION**

FIG. 1 is a top, front, left perspective view of a watch showing our new design;

FIG. 2 is a front elevation view thereof;

FIG. 3 is rear elevation view thereof;

FIG. 4 is a top plan view thereof;

FIG. 5 is a bottom plan view thereof;

FIG. 6 is a left side view thereof; and,

FIG. 7 is a right side view thereof.

**1 Claim, 7 Drawing Sheets**





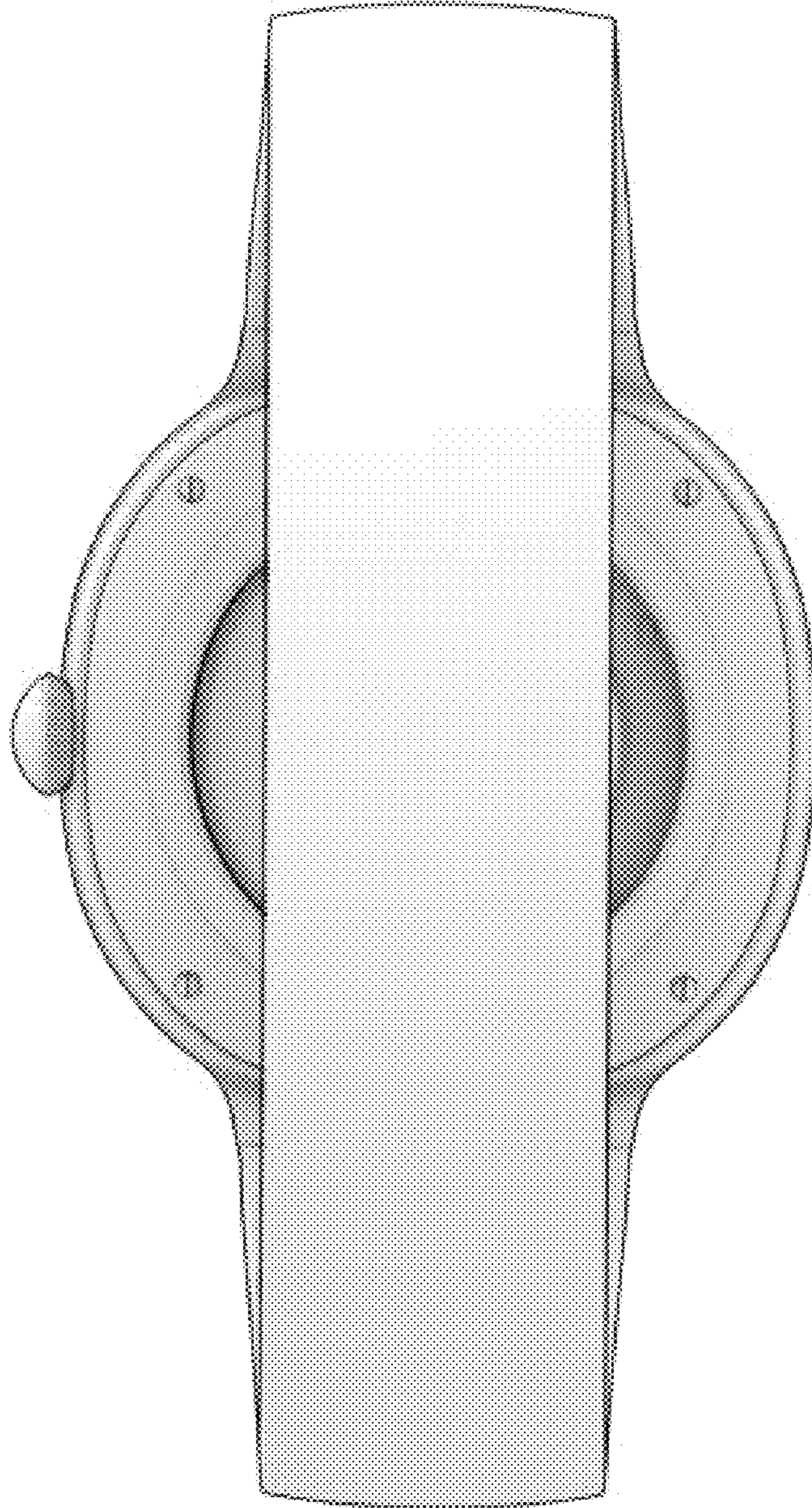


**FIG. 1**

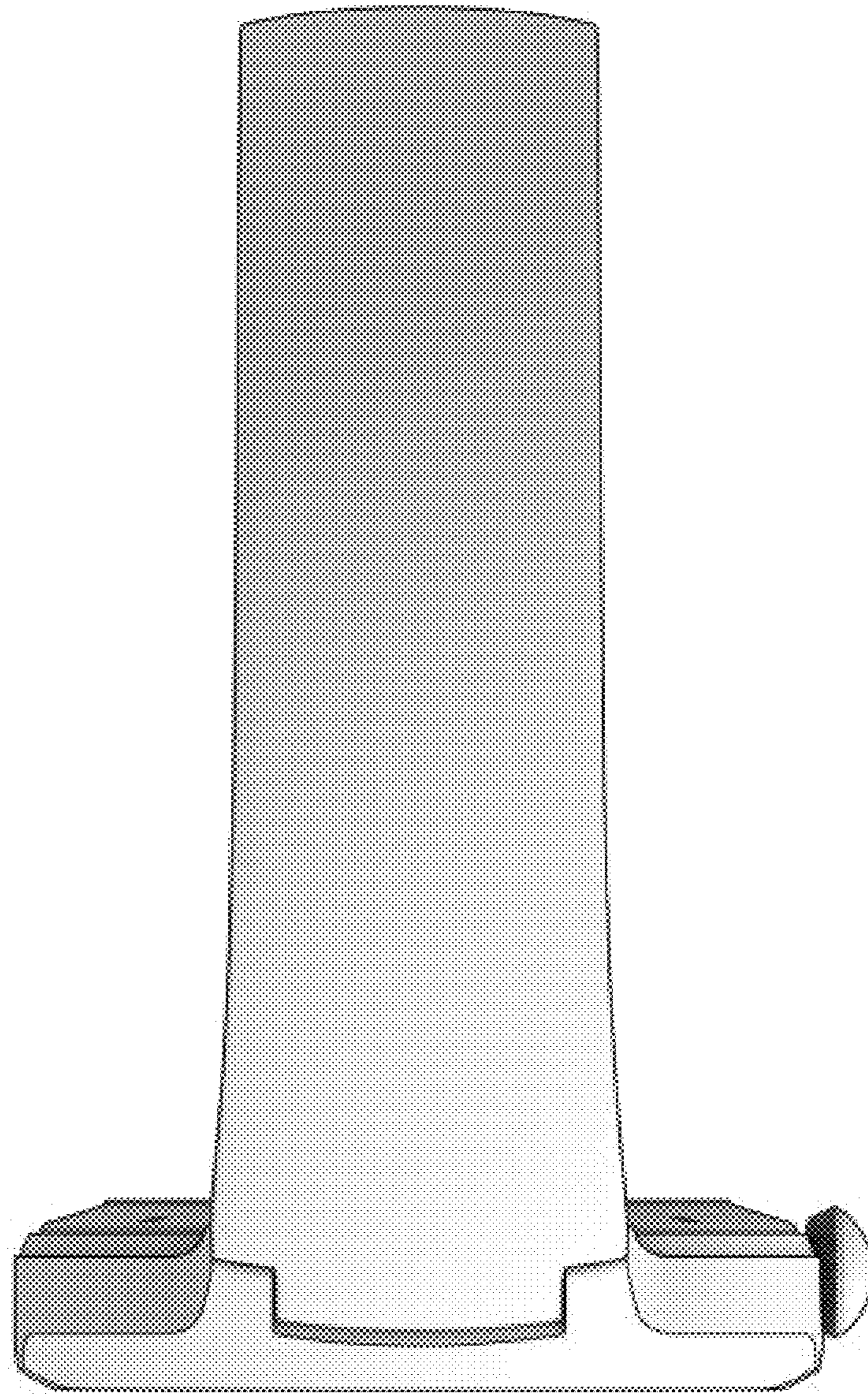


**FIG. 2**






**FIG. 3**




**FIG. 4**






**FIG. 5**



**FIG. 6**



**FIG. 7**