



US00D784829S

(12) **United States Design Patent**
Kita

(10) **Patent No.:** **US D784,829 S**

(45) **Date of Patent:** **** Apr. 25, 2017**

(54) **WRIST WATCH CASE**

(71) Applicants: **CITIZEN HOLDINGS CO., LTD.**,
Tokyo (JP); **CITIZEN WATCH CO., LTD.**,
Tokyo (JP)

(72) Inventor: **Toshihiko Kita**, Tokyo (JP)

(73) Assignee: **CITIZEN WATCH CO., LTD.**, Tokyo
(JP)

(**) Term: **15 Years**

(21) Appl. No.: **29/554,175**

(22) Filed: **Feb. 9, 2016**

(51) **LOC (10) Cl.** **10-02**

(52) **U.S. Cl.**
USPC **D10/38**

(58) **Field of Classification Search**
USPC D10/30-39, 122-132, 1-29; D11/3
CPC G04B 19/00; G04B 19/20; G04B 19/14;
G04B 19/18; G04B 37/008; G04B
37/0058; G04B 37/116; G04B 37/1486;
G04B 45/0069; G04C 3/001; G04C
3/002; G04G 9/0058; G04G 9/0017;
G04G 9/04; G04G 9/06; G04G 9/107;
G04G 17/08; G04G 17/005; A44C 5/14
See application file for complete search history.

(56) **References Cited**

U.S. PATENT DOCUMENTS

- 3,475,902 A * 11/1969 Wessel B63C 11/32
368/10
- D418,427 S * 1/2000 Fichter D10/30
- D520,384 S 5/2006 Scheufele
- D543,871 S 6/2007 Mouquet
- D555,515 S 11/2007 Krieger
- D573,488 S * 7/2008 Sanz D10/39
- D594,351 S * 6/2009 Tonohori D10/32
- D596,509 S * 7/2009 Kume D10/38

- D637,092 S * 5/2011 Mille D10/32
- D640,145 S * 6/2011 Goto D10/32
- D648,639 S * 11/2011 Mille D10/39
- D693,245 S * 11/2013 Mille D10/39
- D707,138 S * 6/2014 Kamata D10/39
- D717,668 S * 11/2014 Sugiura D10/32
- D717,669 S * 11/2014 Tak D10/38
- D720,240 S 12/2014 Takahashi
- D725,495 S * 3/2015 Buonamassa D10/124
- D731,327 S * 6/2015 Schoepfer D10/39
- D732,986 S * 6/2015 Monachon D10/31
- D735,060 S * 7/2015 Monachon D10/32
- D736,655 S 8/2015 Monachon
- D746,157 S 12/2015 Babcock
- D762,490 S * 8/2016 Tonohori D10/126

FOREIGN PATENT DOCUMENTS

- WO 081688 3/2013
- WO 079982 7/2013
- WO 081166 7/2013
- WO 083114 3/2014

* cited by examiner

Primary Examiner — Sheryl Lane
Assistant Examiner — Samantha Wood
(74) *Attorney, Agent, or Firm* — RatnerPrestia

(57) **CLAIM**

The ornamental design for a wrist watch case, as shown and described.

DESCRIPTION

FIG. 1 is an enlarged perspective view of a wrist watch case showing my new design;
FIG. 2 is a front elevational view thereof;
FIG. 3 is a left side elevational view thereof;
FIG. 4 is a right side elevational view thereof;
FIG. 5 is a rear elevational view thereof;
FIG. 6 is a top plan view thereof; and,
FIG. 7 is a bottom plan view thereof.

1 Claim, 4 Drawing Sheets




FIG. 1



FIG. 2




FIG. 3




FIG. 4




FIG. 5




FIG. 6




FIG. 7

