



US00D784823S

(12) **United States Design Patent**  
**Madrid**

(10) **Patent No.:** **US D784,823 S**

(45) **Date of Patent:** **\*\* Apr. 25, 2017**

(54) **POUCH BAG WITH A HANDLE**

(71) Applicant: **Clara Madrid**, Miami, FL (US)

(72) Inventor: **Clara Madrid**, Miami, FL (US)

(\*\*) Term: **15 Years**

(21) Appl. No.: **29/546,511**

(22) Filed: **Nov. 23, 2015**

(51) **LOC (10) Cl.** ..... **09-05**

(52) **U.S. Cl.**  
USPC ..... **D9/703**

(58) **Field of Classification Search**  
USPC ..... D9/702-714, 720-722, 414, 434-435,  
D9/696, 716, 771, 447, 516-517,  
D9/738-747, 544; D24/118, 207; 383/6,  
383/9, 22, 96, 61.1, 80-81, 104, 901, 63,  
383/203, 107, 119-120, 123; 220/675;  
215/381-385, 400; 206/484; D3/202;  
428/34.3

CPC .... B65D 25/00; B65D 25/28; B65D 25/2805;  
B65D 25/2808; B65D 25/0811; B65D  
25/2823; B65D 25/2882; B65D 25/2891;  
B65D 25/30; B65D 1/00; B65D 1/18;  
B65D 1/32; B65D 1/095

See application file for complete search history.

(56) **References Cited**

**U.S. PATENT DOCUMENTS**

D470,756 S \* 2/2003 Espinel ..... D9/707  
6,723,574 B1 \* 4/2004 Bailey, III ..... H01L 22/20  
257/E21.525

D581,808 S \* 12/2008 Schwartz ..... D9/708  
D597,857 S \* 8/2009 Lin ..... D9/709  
D623,536 S \* 9/2010 Bohmke ..... D9/707  
D686,089 S \* 7/2013 Murray ..... D9/710  
D700,067 S \* 2/2014 Murray ..... D9/710  
D701,125 S \* 3/2014 Propper ..... D9/709  
D721,594 S \* 1/2015 Murray ..... D9/708  
D721,595 S \* 1/2015 Kilber ..... D9/710  
9,090,396 B2 \* 7/2015 Owensby ..... B65D 83/38

\* cited by examiner

*Primary Examiner* — Abraham Bahta

(74) *Attorney, Agent, or Firm* — Quickpatents, LLC;  
Kevin Prince

(57) **CLAIM**

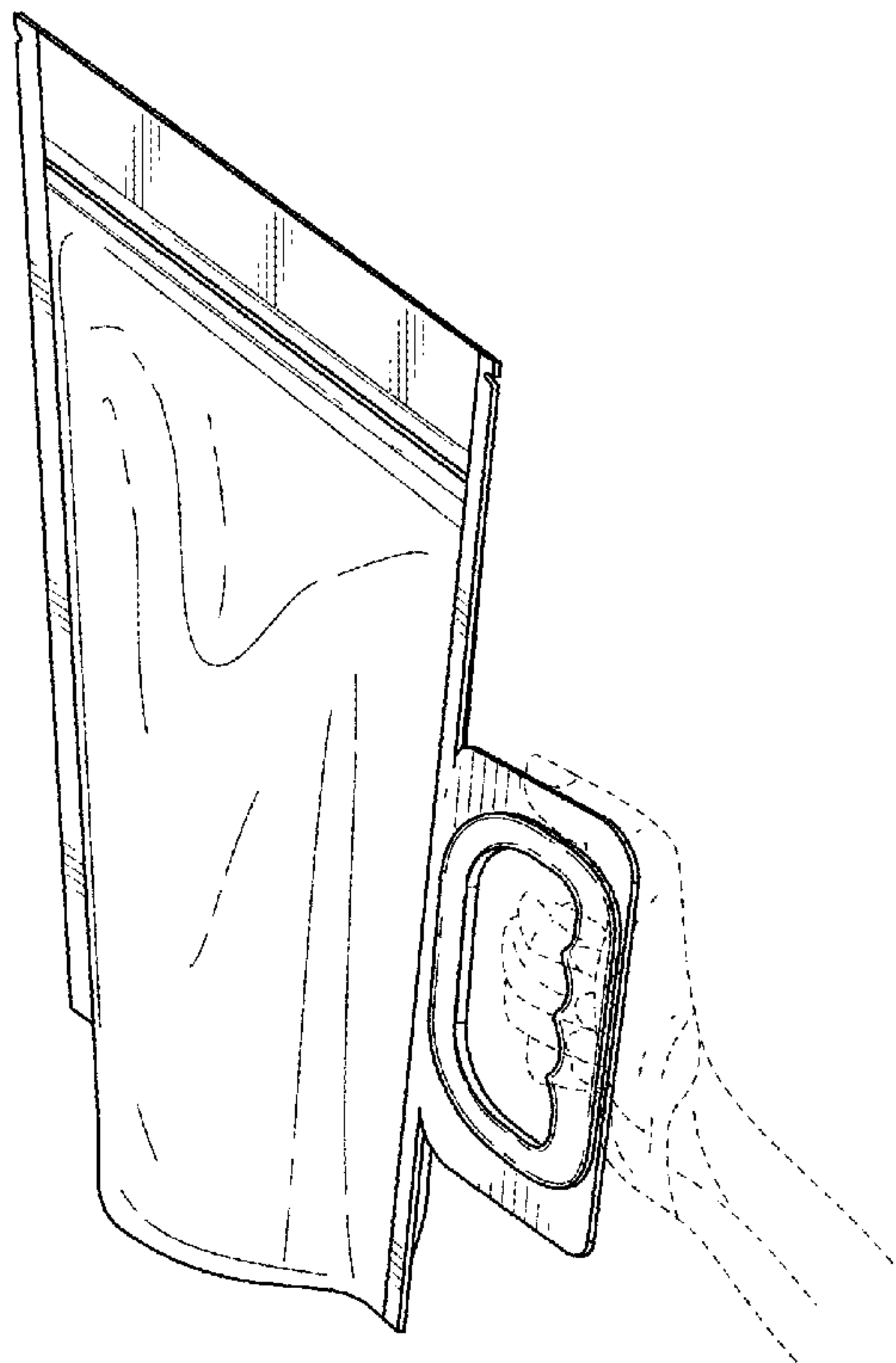
I claim the ornamental design for a pouch bag with a handle,  
as shown and described.

**DESCRIPTION**

FIG. 1 is a perspective view of a pouch bag with a handle,  
showing my new design;  
FIG. 2 is a front elevational view thereof;  
FIG. 3 is a rear elevational view thereof;  
FIG. 4 is a left-side elevational view thereof;  
FIG. 5 is a right-side elevational view thereof;  
FIG. 6 is a top plan view thereof; and,  
FIG. 7 is a bottom plan view thereof.

The broken lines showing a person's hand in FIG. 1 depict  
environmental matter and form no part of the claimed  
design.

**1 Claim, 3 Drawing Sheets**



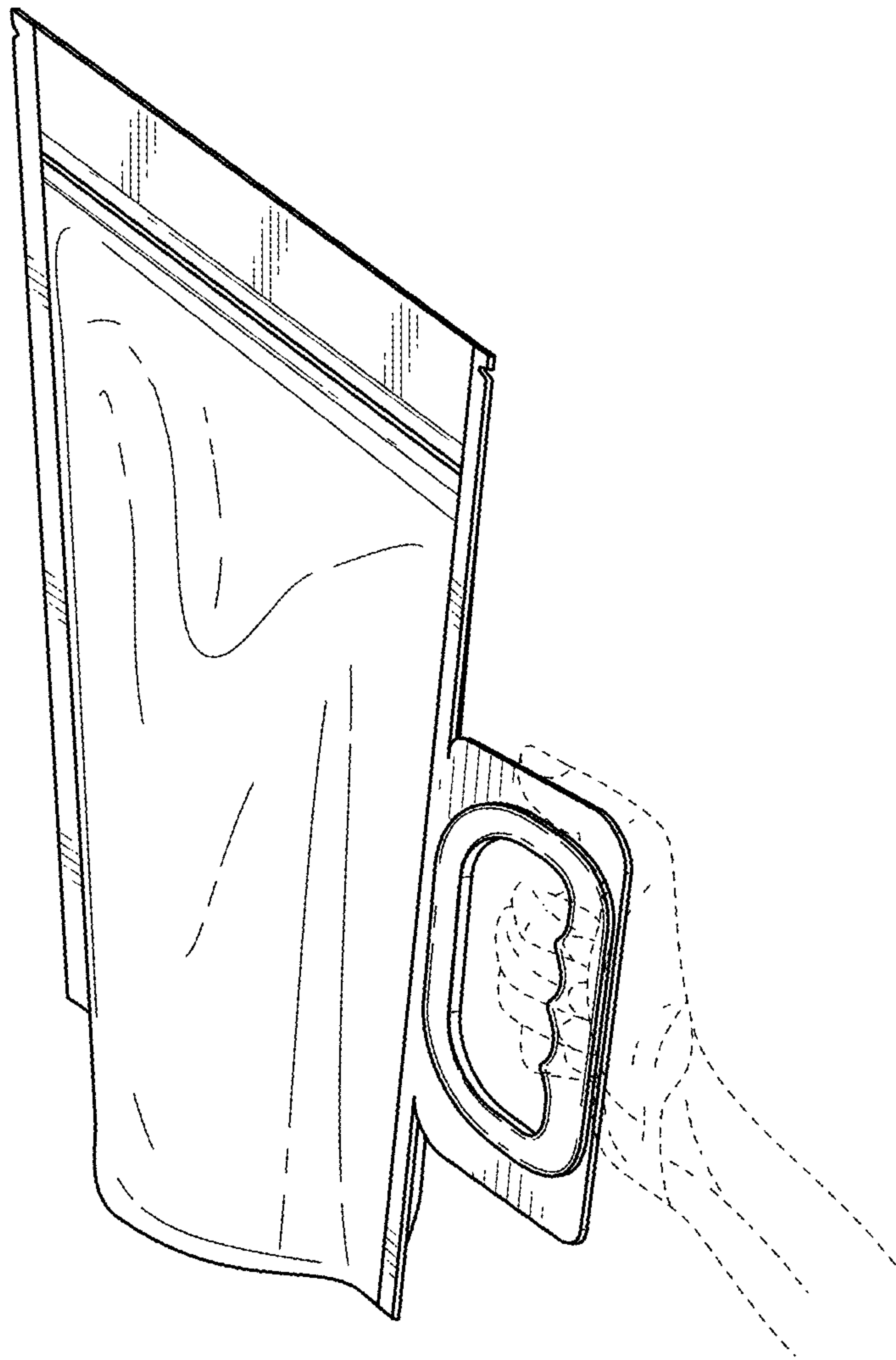


FIG. 1




FIG. 2




FIG. 3

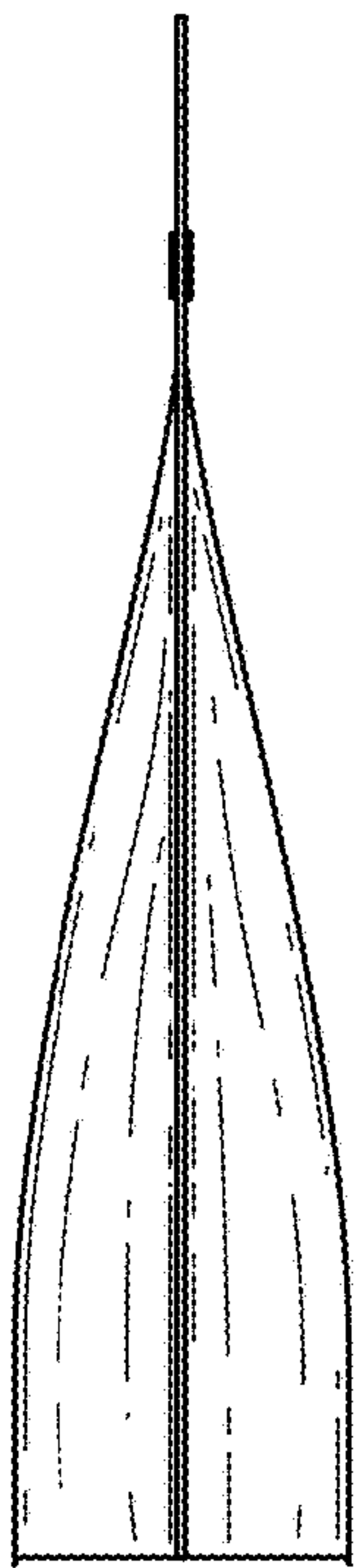


FIG. 4

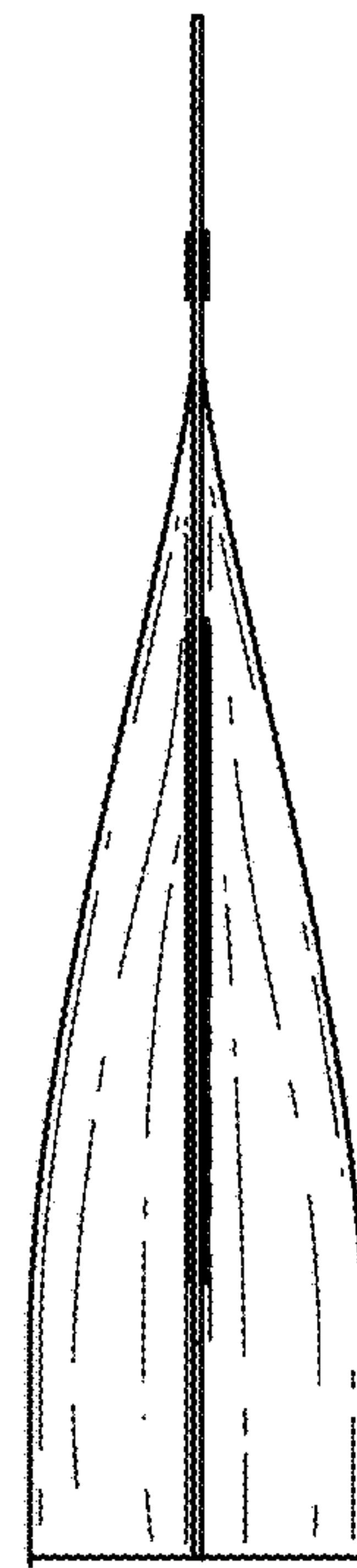


FIG. 5

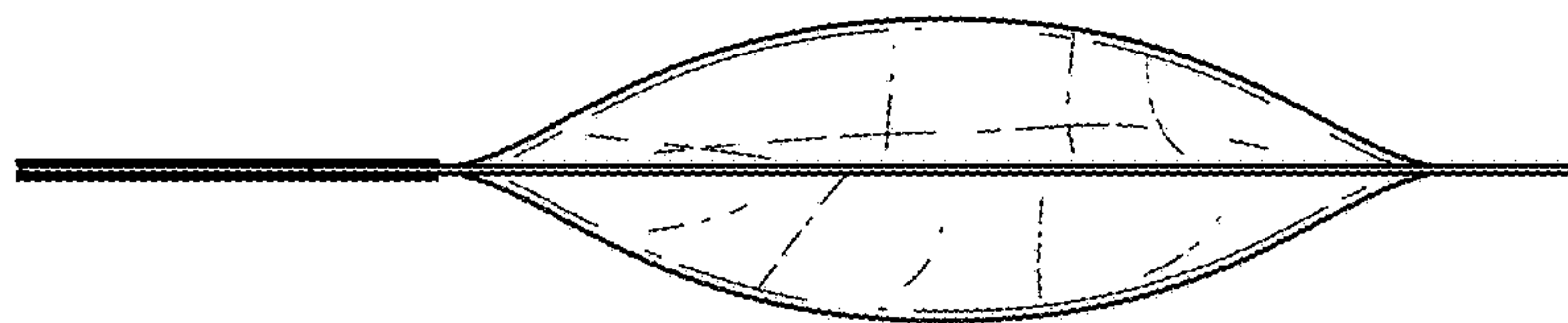


FIG. 6




FIG. 7