



US00D784817S

(12) **United States Design Patent**  
**Heisner et al.**

(10) **Patent No.:** **US D784,817 S**  
(45) **Date of Patent:** **\*\* Apr. 25, 2017**

(54) **CONTAINER**

(71) Applicant: **Graham Packaging Company, L.P.**,  
Lancaster, PA (US)

(72) Inventors: **David B. Heisner**, York, PA (US);  
**Elion M. Wentzel, III**, New  
Cumberland, PA (US)

(73) Assignee: **GRAHAM PACKAGING  
COMPANY, L.P.**, Lancaster, PA (US)

(\*\*) Term: **15 Years**

(21) Appl. No.: **29/547,835**

(22) Filed: **Dec. 8, 2015**

(51) **LOC (10) Cl.** ..... **09-01**

(52) **U.S. Cl.**  
USPC ..... **D9/523**; D9/570; D9/575

(58) **Field of Classification Search**  
USPC ..... D9/300, 318, 432, 447-448, 500,  
D9/502-504, 516, 520, 522, 523, 526,  
D9/528, 529, 530, 531, 533, 537,  
D9/538-540, 541-545, 549, 550-552,  
D9/556-559, 560, 563-565, 569,  
D9/570-575, 652, 682, 685-686, 715,  
D9/719; 215/379, 381-385, 387, 396,  
215/398; 220/660, 662, 666, 669-675  
CPC ..... B65D 1/02; B65D 1/023; B65D 1/0261;  
B65D 1/44; B65D 11/20; B65D 11/22;  
B65D 11/24; B65D 11/26; B65D 11/28;  
B65D 1/0223; B65D 23/10; B65D  
2501/0018; B65D 25/2897; B65D 25/32;  
B65D 1/40; B65D 23/102; B65D  
2501/0081; B29L 2031/715

See application file for complete search history.

(56) **References Cited**

**U.S. PATENT DOCUMENTS**

D352,904 S \* 11/1994 Kearse ..... D9/523  
D378,573 S \* 3/1997 Sherman ..... D9/526

D429,644 S \* 8/2000 Hughes ..... D9/528  
D467,810 S \* 12/2002 Gilmore ..... D9/523  
D485,186 S \* 1/2004 Wiper ..... D9/523  
D496,863 S \* 10/2004 Aldrey R. .... D9/523

(Continued)

**FOREIGN PATENT DOCUMENTS**

CN 301278830 \* 7/2010  
CN 302229561 \* 12/2012

(Continued)

*Primary Examiner* — Catherine Tuttle

*Assistant Examiner* — Mary Malley

(74) *Attorney, Agent, or Firm* — Stradley Ronon Stevens  
& Young, LLP

(57) **CLAIM**

The ornamental design for a container, as shown and  
described.

**DESCRIPTION**

FIG. 1 is an upper perspective view of the ornamental design  
for the container;

FIG. 2 is a front view of the ornamental design for the  
container;

FIG. 3 is a back view of the ornamental design for the  
container;

FIG. 4 is a left side view of the ornamental design for the  
container;

FIG. 5 is a right side view of the ornamental design for the  
container;

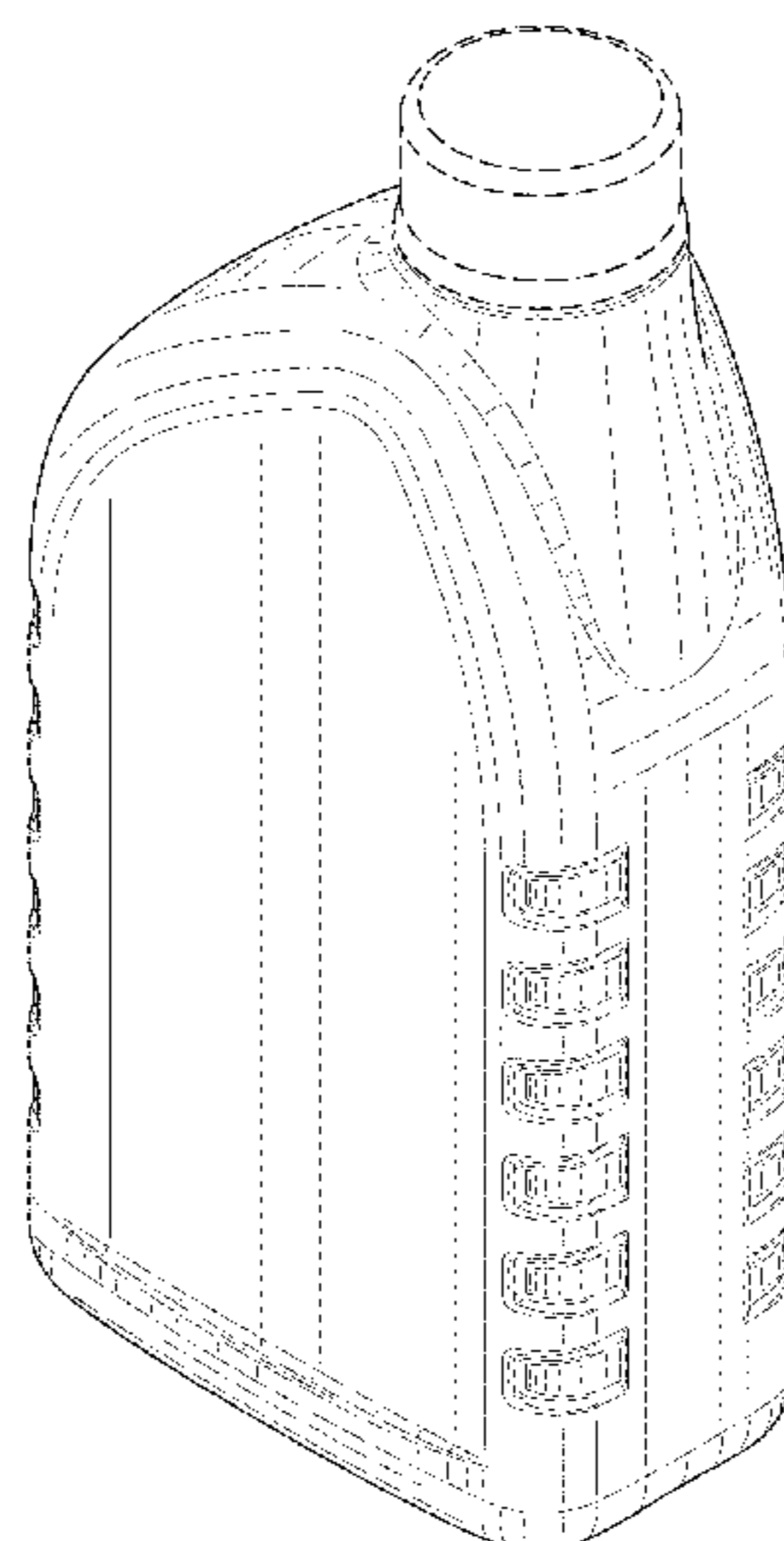
FIG. 6 is a top view of the ornamental design for the  
container;

FIG. 7 is a bottom view of the ornamental design for the  
container; and,

FIG. 8 is a lower perspective view of the ornamental design  
for the container.

Broken lines are shown for illustration purposes and form no  
part of the claimed design.

**1 Claim, 5 Drawing Sheets**



(56)

**References Cited**

U.S. PATENT DOCUMENTS

D510,870 S \* 10/2005 Kelly ..... D9/523  
D600,564 S \* 9/2009 da Barp ..... D9/523  
D630,516 S \* 1/2011 Kissinger ..... D9/523  
D635,859 S \* 4/2011 Kissinger ..... D9/516  
D722,882 S \* 2/2015 Castillo Higareda ..... D9/543  
D734,156 S \* 7/2015 Hawry ..... D9/522  
D747,206 S \* 1/2016 Welter ..... D9/523

FOREIGN PATENT DOCUMENTS

CN           303345536       \* 8/2015  
EM       002021030-0001   \* 4/2012  
GB           2106512       \* 1/2002

\* cited by examiner

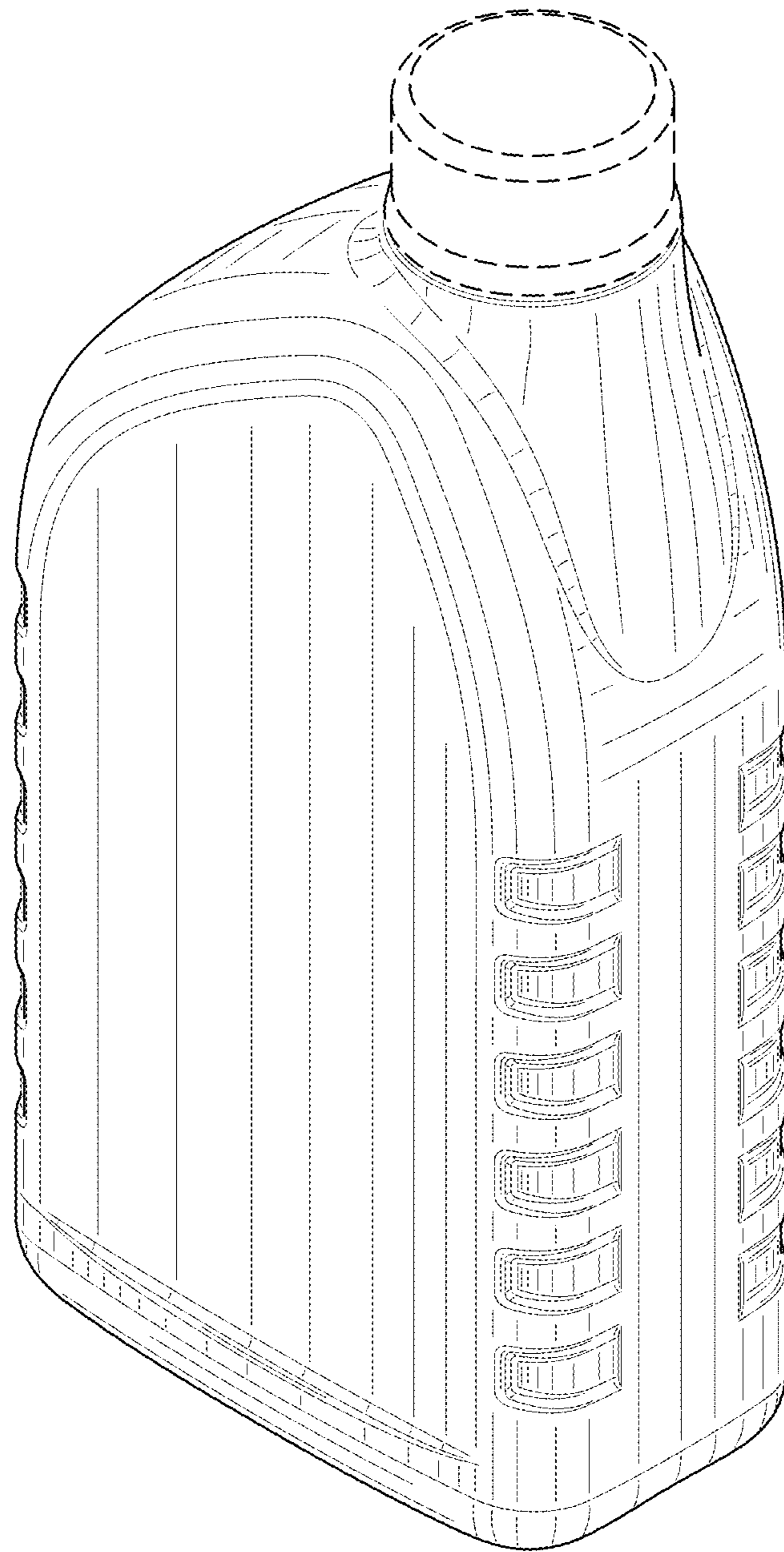


FIG. 1

FIG. 3

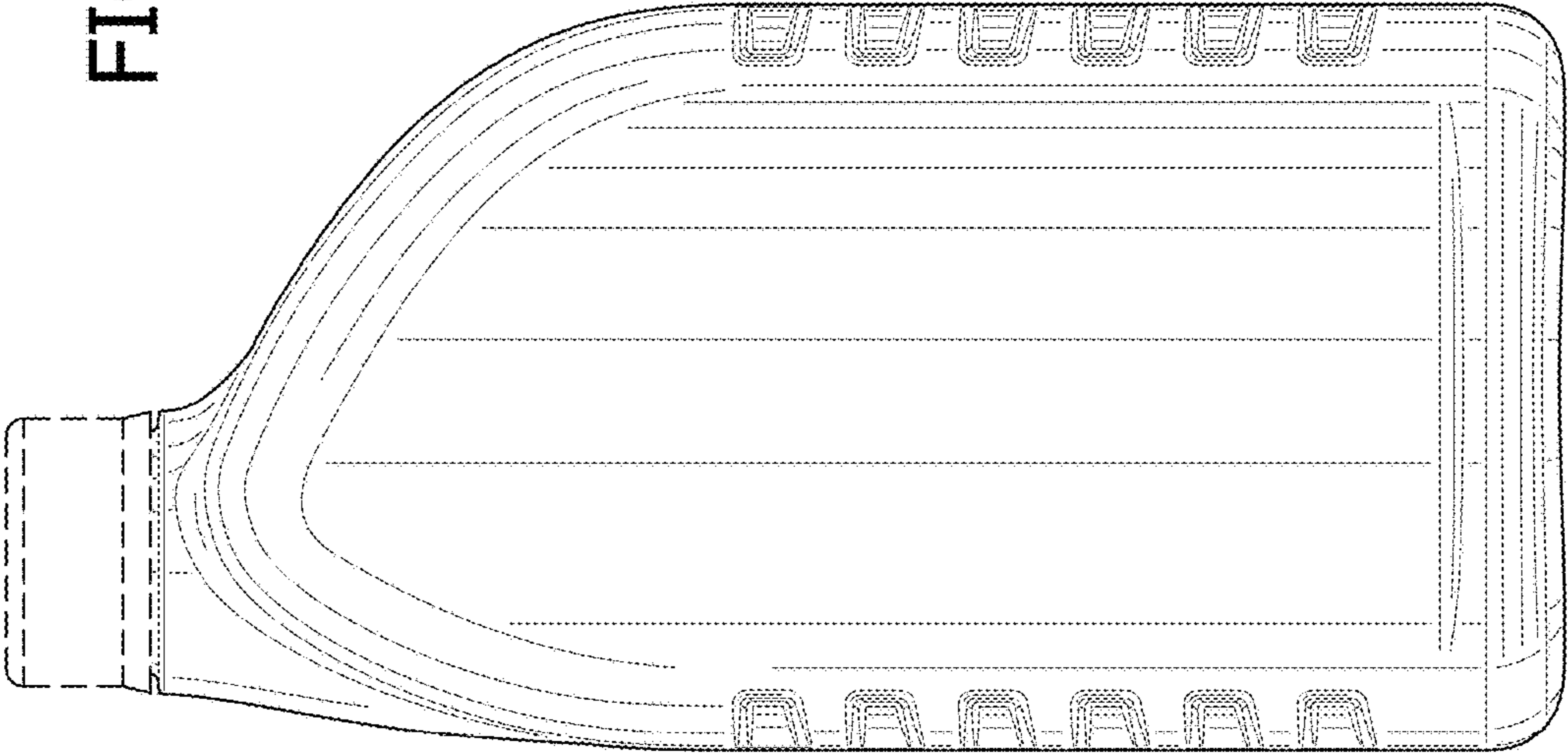
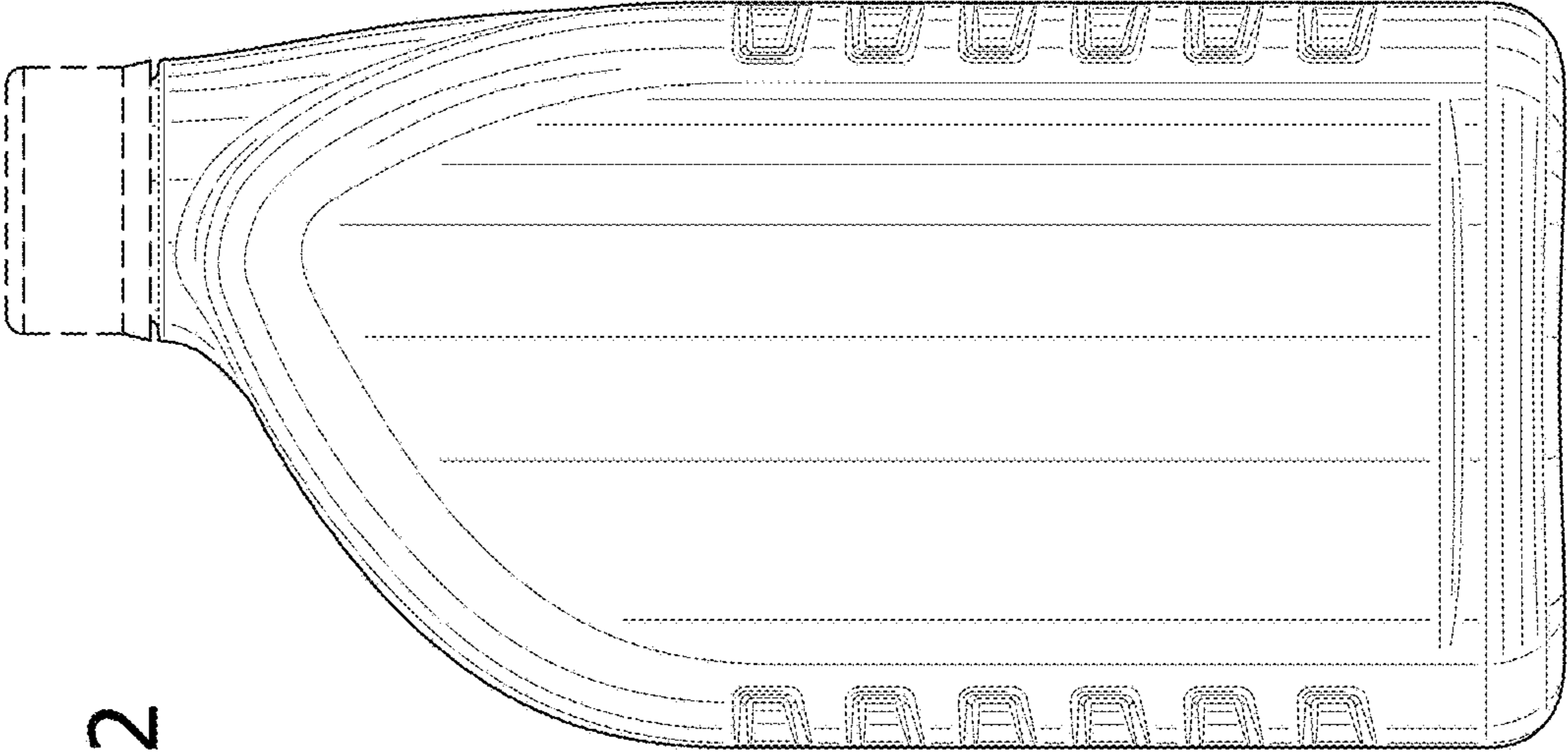


FIG. 2



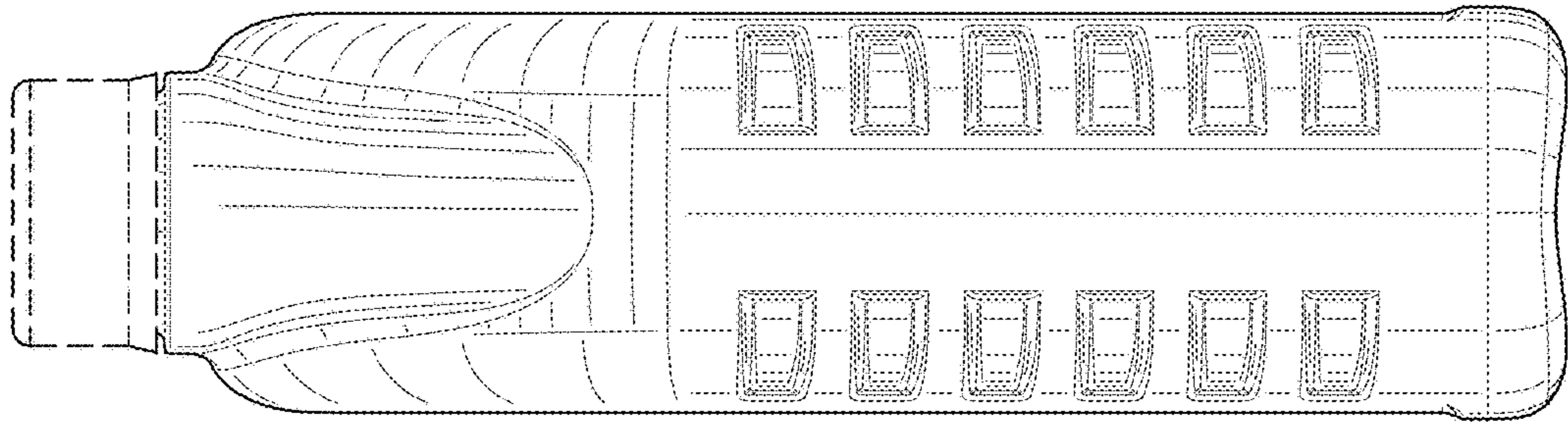


FIG. 5

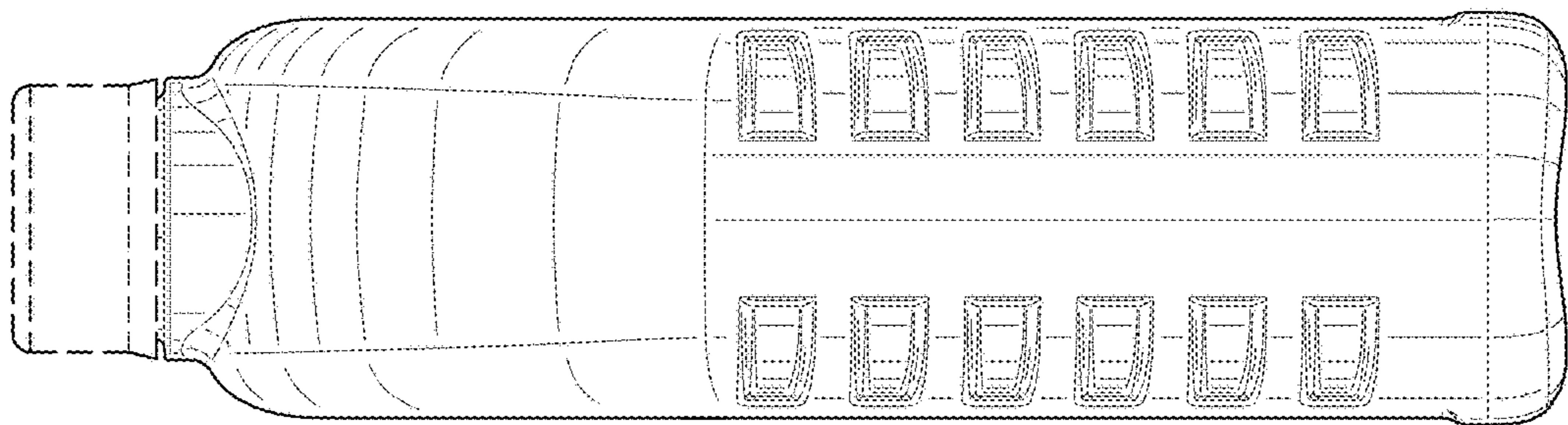


FIG. 4

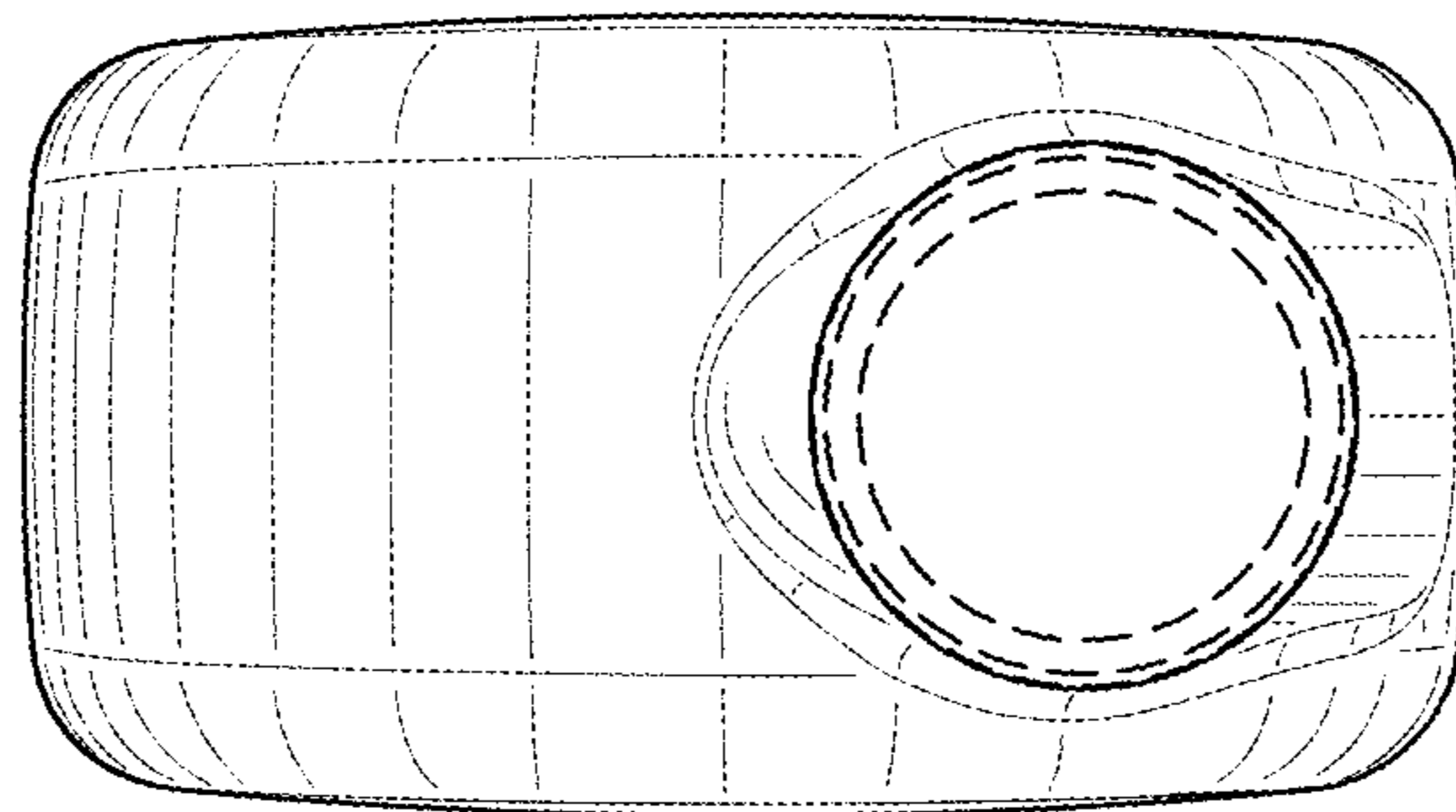


FIG. 6

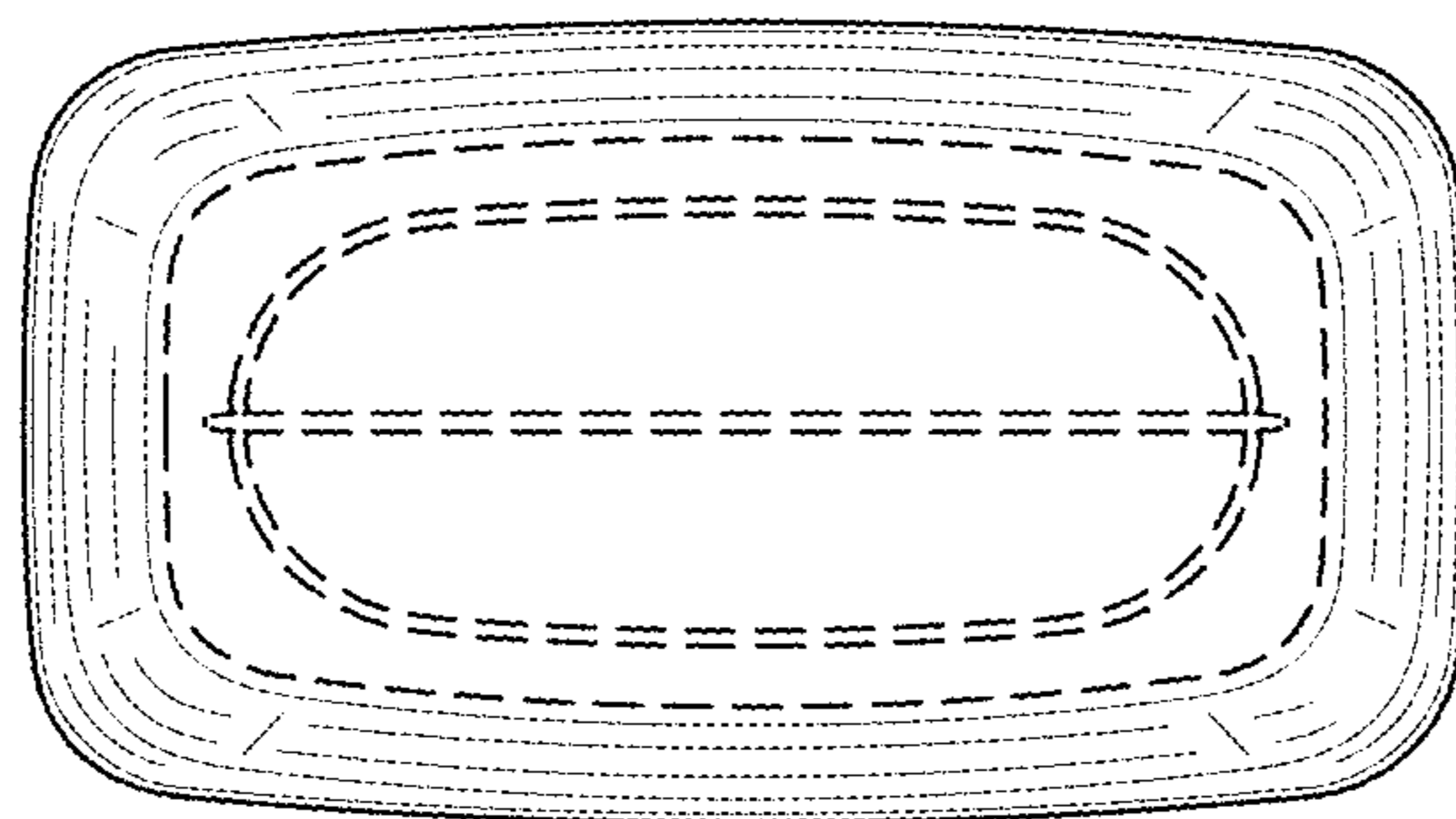


FIG. 7

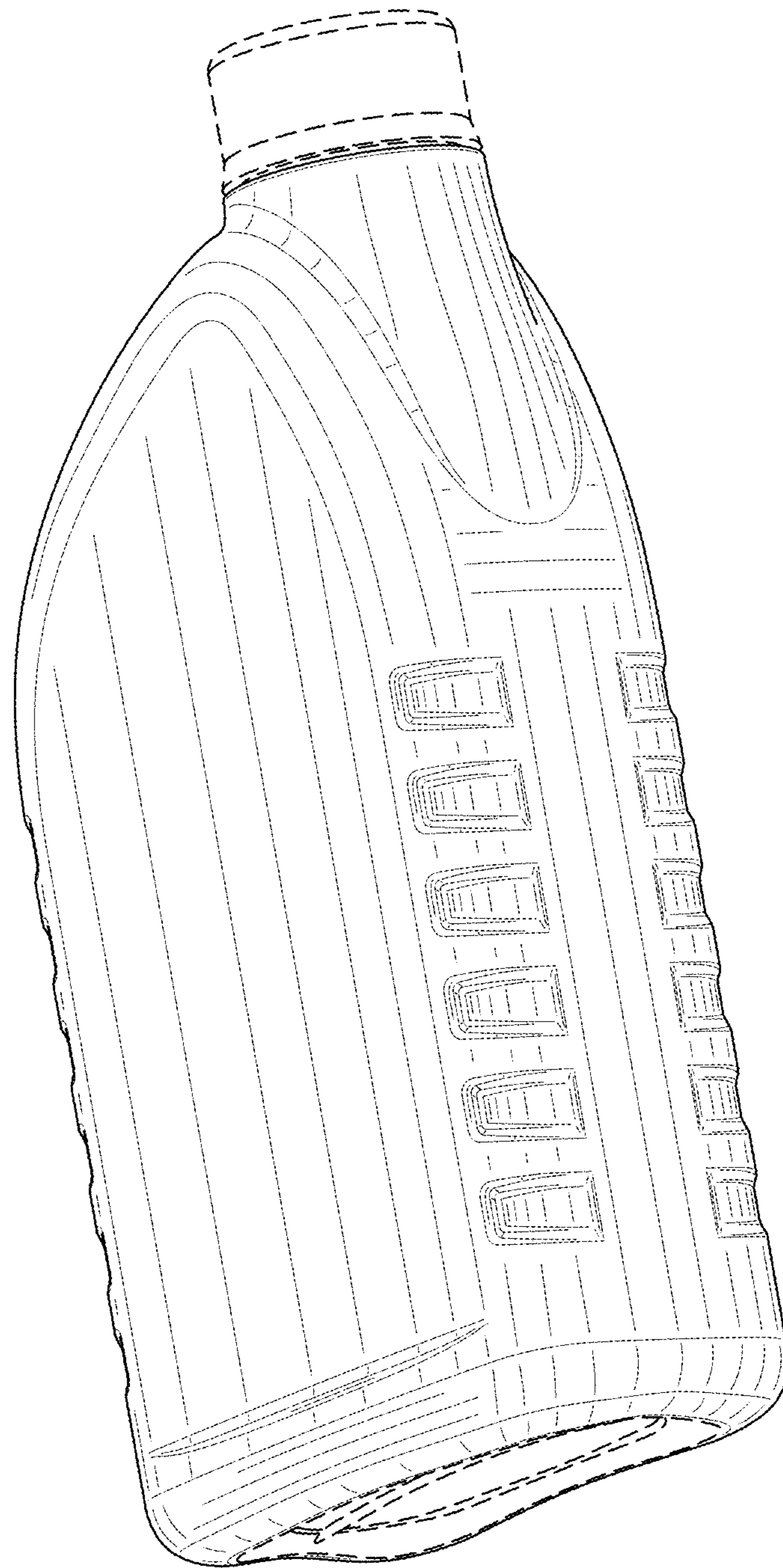


FIG. 8