



US00D784815S

(12) **United States Design Patent** (10) **Patent No.:** **US D784,815 S**
Schigel et al. (45) **Date of Patent:** **** Apr. 25, 2017**

(54) **BOTTLE**

(56) **References Cited**

(71) Applicant: **Kao USA**, Cincinnati, OH (US)

U.S. PATENT DOCUMENTS

(72) Inventors: **Amy Schigel**, Cincinnati, OH (US);
Christopher King, Monroe, OH (US)

D387,992 S *	12/1997	Kotoucek	D9/521
D526,566 S *	8/2006	Bakic	D9/521
D534,081 S *	12/2006	Kazuo	D9/697
D540,685 S *	4/2007	Shurtleff	D9/449
D542,660 S *	5/2007	Thomas	D9/521
D544,358 S *	6/2007	Rhode	D9/521
D548,600 S *	8/2007	Escobosa	D9/435
D549,102 S *	8/2007	Rhode	D9/521
D571,666 S *	6/2008	Shurtleff	D9/521
D578,003 S *	10/2008	Shurtleff	D9/521
D580,269 S *	11/2008	Xiao	D9/521
D632,577 S *	2/2011	Drake	D9/521
D652,302 S *	1/2012	Drake	D9/447
D778,727 S *	2/2017	Landrum	D9/521

(73) Assignee: **KAO USA**, Cincinnati, OH (US)

(**) Term: **15 Years**

(21) Appl. No.: **29/548,841**

(22) Filed: **Dec. 17, 2015**

(51) **LOC (10) Cl.** **09-01**

(52) **U.S. Cl.**
USPC **D9/521**

(58) **Field of Classification Search**
 USPC D9/435, 439, 442, 446-447, 449,
 D9/452-454, 500, 502-505, 516, 520,
 D9/521, 522, 528, 529, 530, 535,
 D9/537-545, 549, 550, 556-558, 561,
 D9/569, 570-575, 652, 686, 688-689,
 D9/691, 695, 697, 699, 729; 215/371,
 215/375, 379, 381-385, 396, 398, 400,
 215/235; D28/76; 220/660, 661, 669,
 220/670-672, 673-675; 222/210,
 222/212-213, 215, 321.1, 321.9
 CPC B65D 23/00; B65D 23/102; B65D
 2519/00034; B65D 2519/00069; B65D
 2519/00268; B65D 5/00; B65D 5/0015;
 B65D 5/0045; B65D 5/18; B65D 5/40;
 B65D 5/2033; B65D 1/00; B65D 1/02;
 B65D 1/0223; B65D 1/22; B65D 1/225;
 B65D 1/24; B65D 1/34; B65D 1/38;
 B65D 1/40; B65D 2501/0009; B65D
 2501/0081; B67B 7/16; B67B 7/18

See application file for complete search history.

* cited by examiner

Primary Examiner — Catherine Tuttle

Assistant Examiner — Mary Malley

(74) *Attorney, Agent, or Firm* — Frost Brown Todd LLC

(57) **CLAIM**

The ornamental design for a bottle, as shown and described.

DESCRIPTION

FIG. 1 is a top perspective view of our new design for a bottle;

FIG. 2 is a bottom perspective view thereof;

FIG. 3 is a front elevation view thereof;

FIG. 4 is a rear elevation view thereof;

FIG. 5 is a right elevation view thereof;

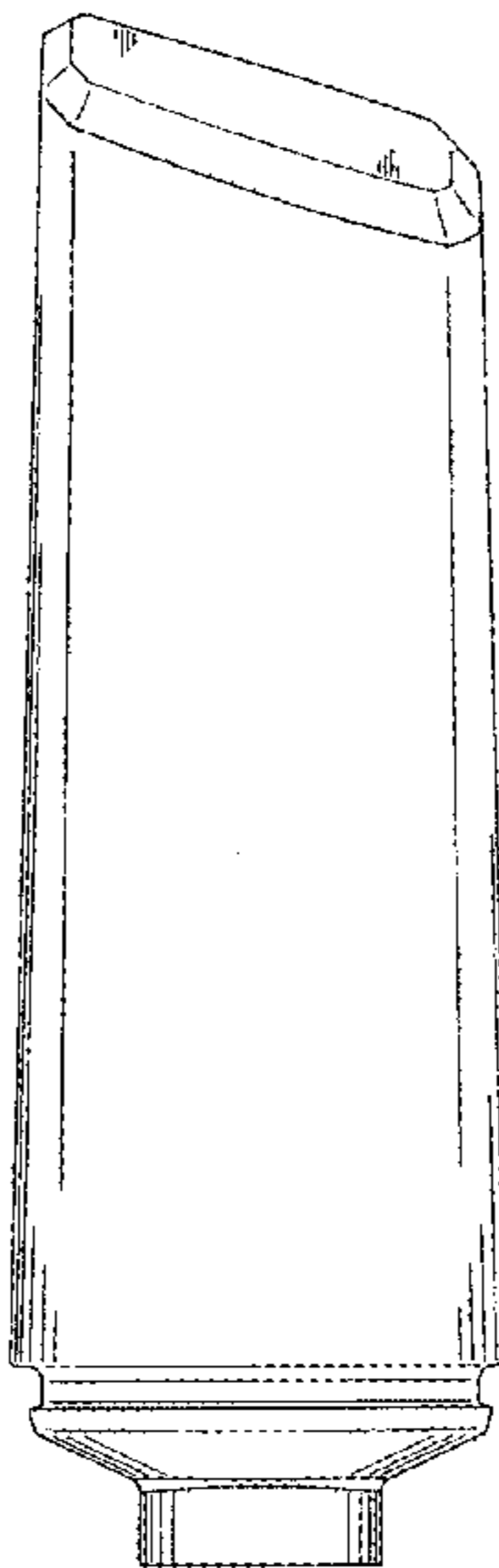
FIG. 6 is a left elevation view thereof;

FIG. 7 is a top plan view thereof; and,

FIG. 8 is a bottom plan view thereof.

The appearance within the unshaded interior region of FIGS. 2 and 8 forms no part of the claimed design.

1 Claim, 4 Drawing Sheets



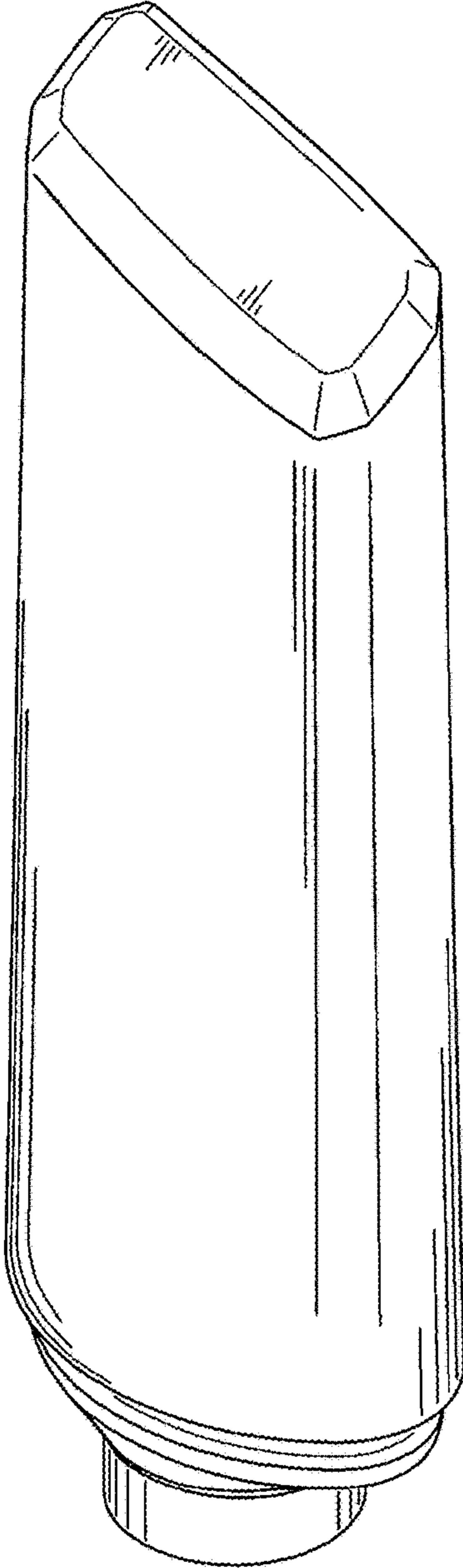


FIG. 1




FIG. 2

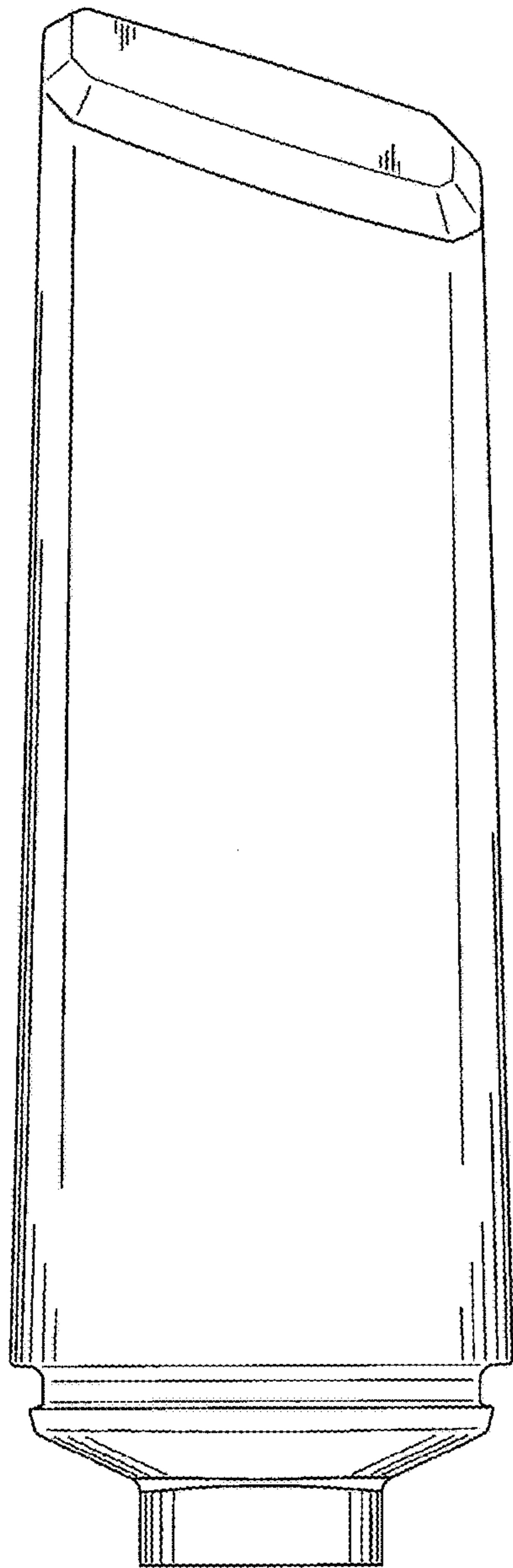


FIG. 3

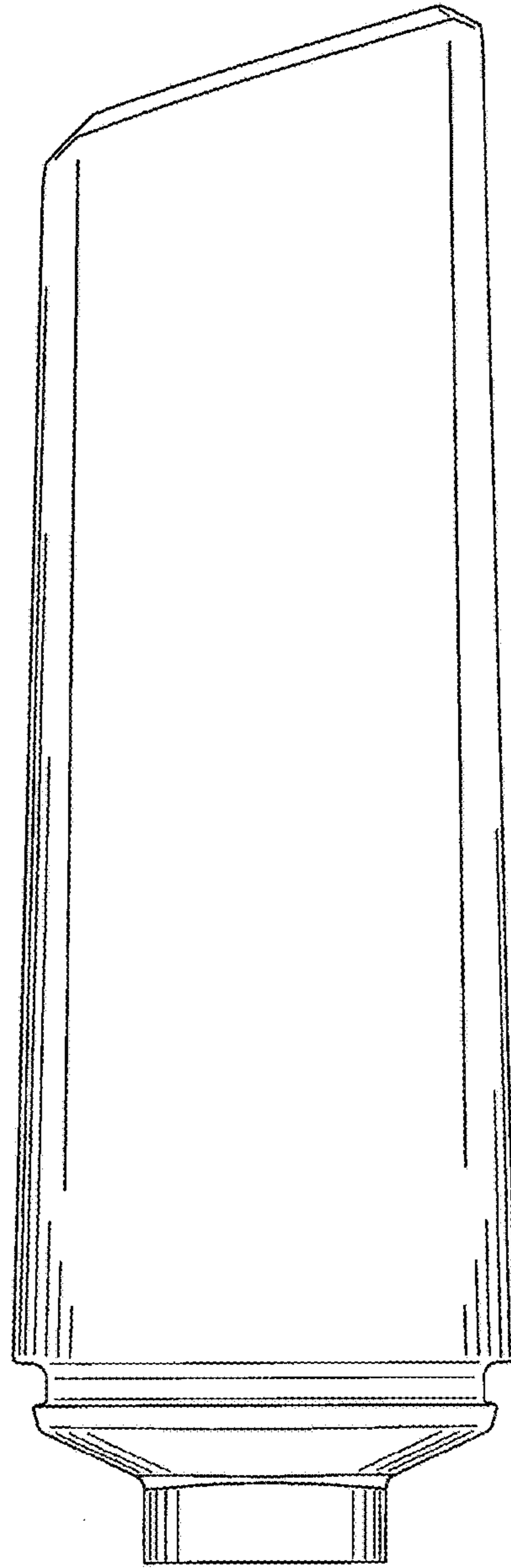


FIG. 4

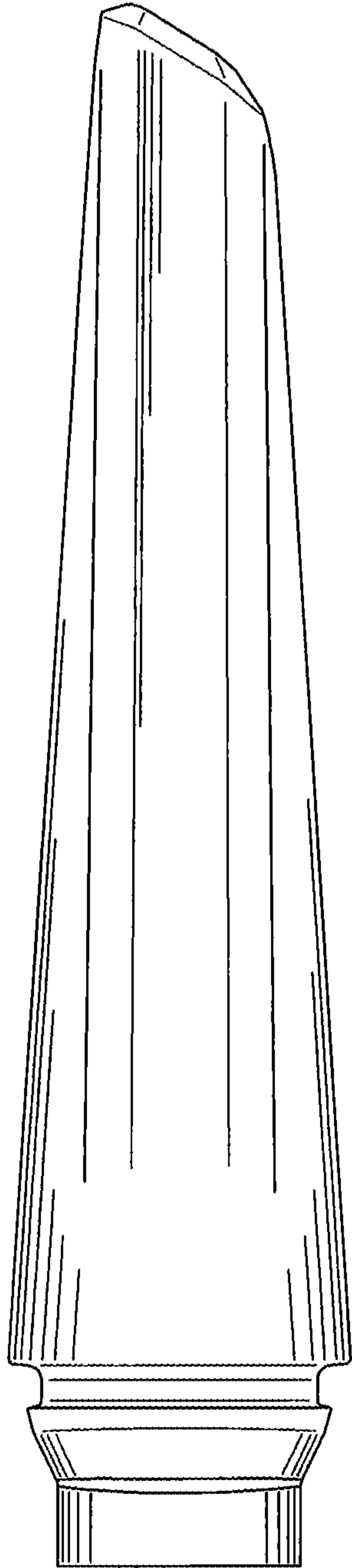


FIG. 5

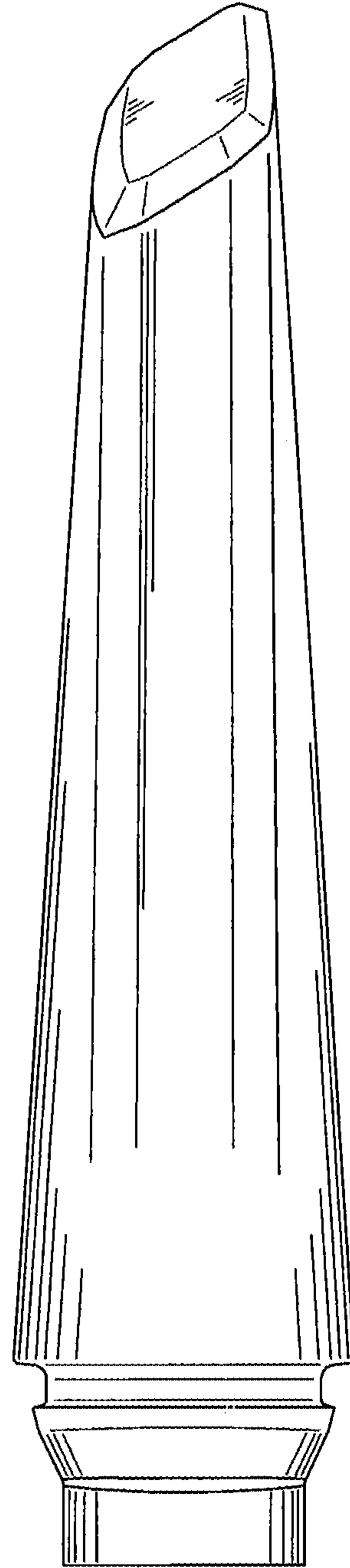


FIG. 6

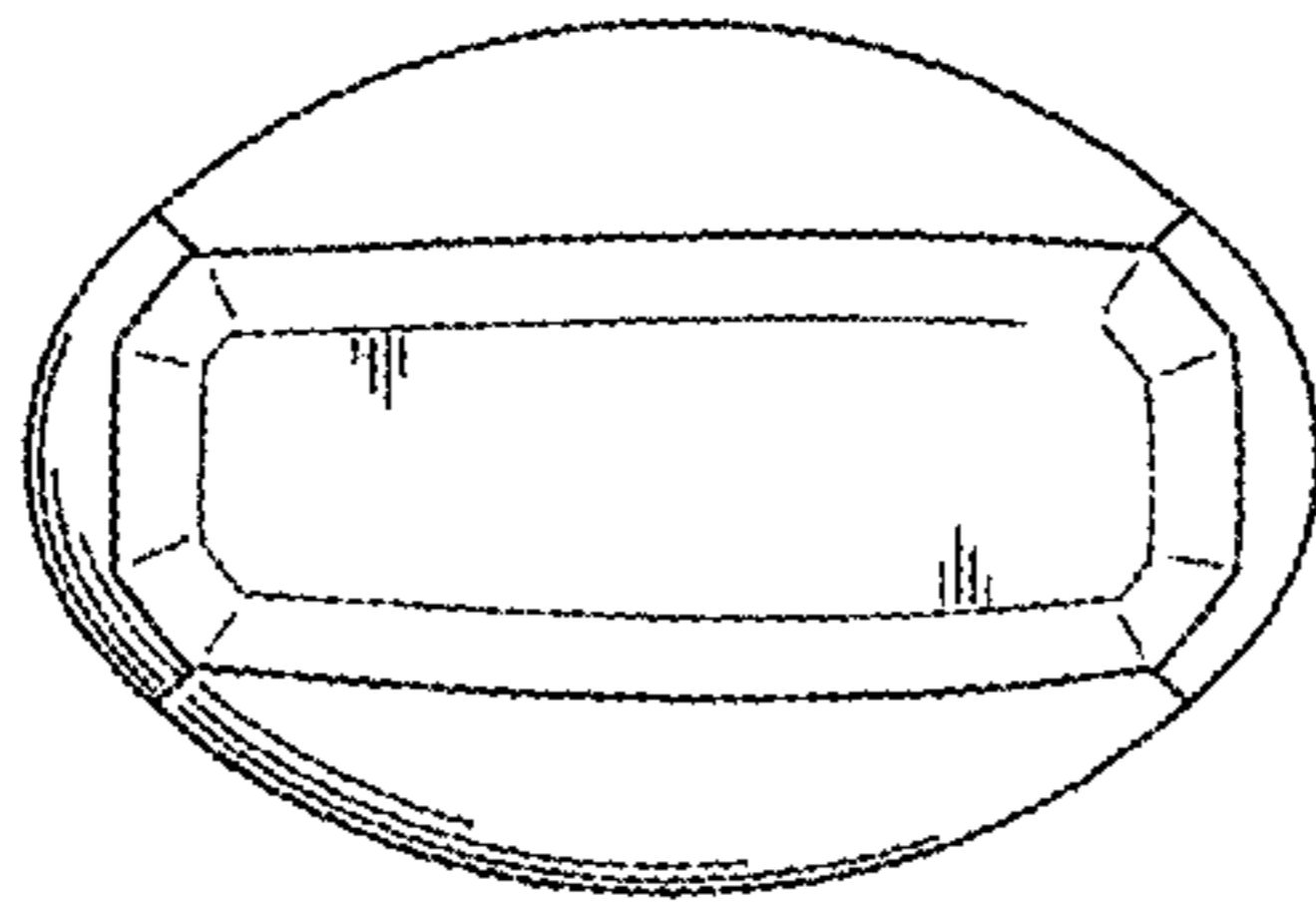


FIG. 7

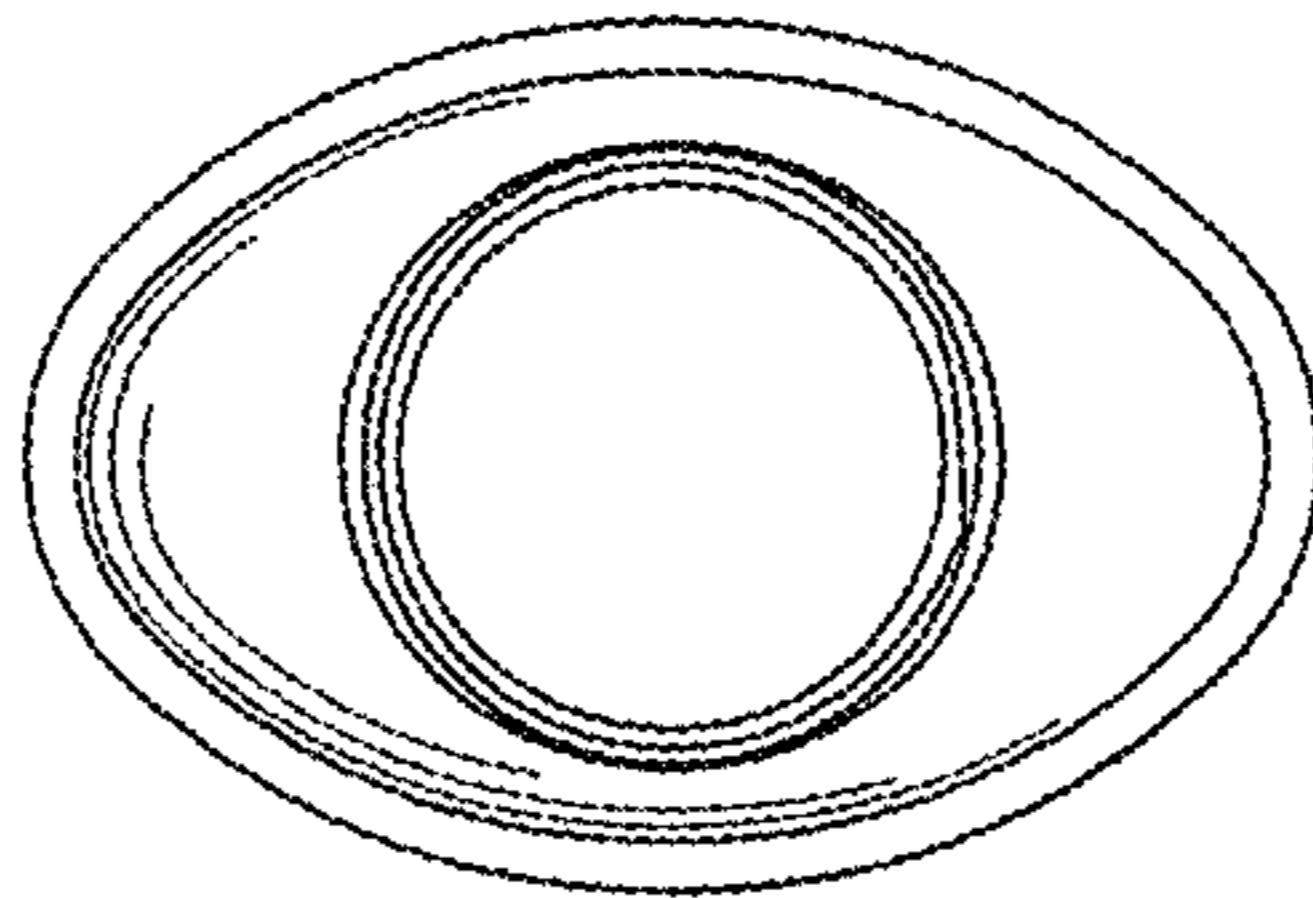


FIG. 8