



US00D784807S

(12) **United States Design Patent** (10) **Patent No.:** **US D784,807 S**
Glass et al. (45) **Date of Patent:** **** Apr. 25, 2017**

(54) **PACKAGING CARTON**
(71) Applicant: **Conopco, Inc.**, Englewood Cliffs, NJ (US)
(72) Inventors: **Craig Glass**, St Albans (GB); **Emma Bridget Follett**, Market Harborough (GB); **Tina Worboys**, Hammersmith (GB)

2,387,790 A 10/1945 Williamson
2,395,558 A 2/1946 Lighter
2,549,928 A * 4/1951 Reefer A47G 1/0622
40/714
3,982,371 A * 9/1976 Preu E06B 3/6205
52/773
4,320,846 A 3/1982 Meyering et al.
D269,838 S * 7/1983 Altonaga D25/119
4,856,706 A 8/1989 Van Der Straten
(Continued)

(73) Assignee: **CONOPCO, INC.**, Englewood Cliffs, NJ (US)
(**) Term: **15 Years**

FOREIGN PATENT DOCUMENTS

EP 1600262 11/2005
EP 2210817 7/2010
(Continued)

(21) Appl. No.: **29/559,764**
(22) Filed: **Mar. 31, 2016**

Primary Examiner — Vy Koenig
Assistant Examiner — Omeed Agilee
(74) *Attorney, Agent, or Firm* — Foley & Lardner LLP

(30) **Foreign Application Priority Data**

(57) **CLAIM**

Oct. 7, 2015 (EM) 002813899-0001
(51) **LOC (10) Cl.** **09-03**
(52) **U.S. Cl.**
USPC **D9/432**
(58) **Field of Classification Search**
USPC D9/414-434, 442-445, 456, 457, 542,
D9/563, 707, 708, 711, 754, 759,
D9/772-776; D3/273, 276, 304, 305,
D3/307, 309-313; D7/601, 602; D19/75,
D19/90; D25/47.1, 48.7
CPC B65D 5/00; B65D 5/001; B65D 5/0015;
B65D 5/1209; B65D 5/0227-5/0254;
B65D 5/18; B65D 5/6605; B65B 5/06
See application file for complete search history.

The ornamental design for a packaging carton, as shown and described.

DESCRIPTION

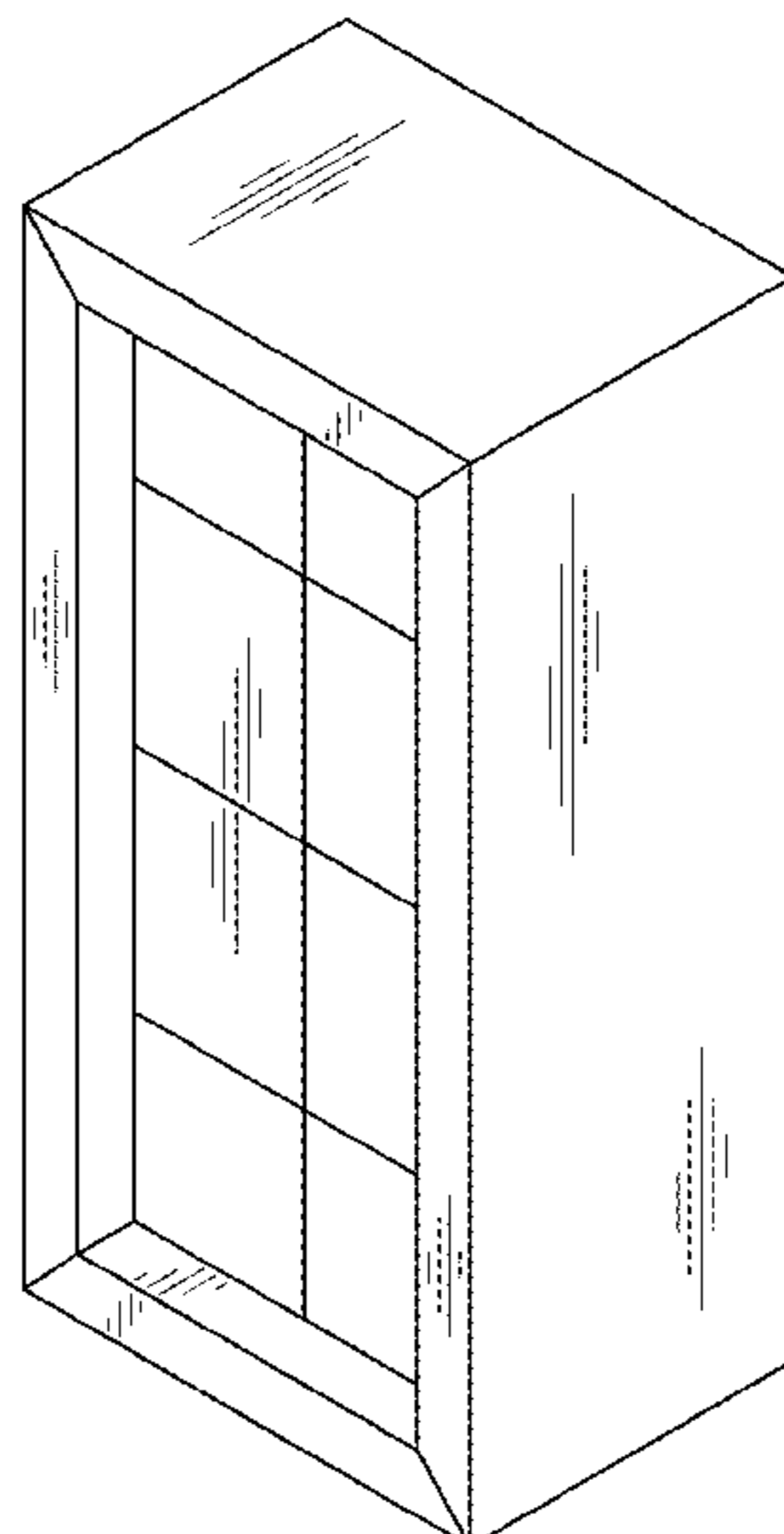
(56) **References Cited**

FIG. 1 is a front perspective view from top and right side of the packaging carton in accordance with our new design, FIG. 2 is a front elevational view of the packaging carton in accordance with our new design, FIG. 3 is a rear elevational view of the packaging carton in accordance with our new design, FIG. 4 is a left side elevational view of the packaging carton in accordance with our new design, FIG. 5 right side elevational view of the packaging carton in accordance with our new design, FIG. 6 is a bottom plan view of the packaging carton in accordance with our new design; and, FIG. 7 is a front elevational view of the packaging carton in the partly open position in accordance with our new design.

U.S. PATENT DOCUMENTS

2,154,085 A 4/1939 Bergstein
D126,123 S * 3/1941 Clemens D9/418

1 Claim, 4 Drawing Sheets



(56)

References Cited

U.S. PATENT DOCUMENTS

D309,262 S * 7/1990 Coiner D9/418
D309,569 S * 7/1990 Grazi D9/415
5,346,091 A 9/1994 Hsu
D372,670 S * 8/1996 Healey D9/422
6,003,708 A 12/1999 Meyering
6,220,443 B1 4/2001 Damaskos
6,244,501 B1 6/2001 Choi
D468,535 S 1/2003 McCormack
7,266,928 B1 * 9/2007 Stasiak, Jr. E06B 7/28
49/56
D720,614 S * 1/2015 Kim D9/432
D747,109 S * 1/2016 Shay-Puetzer D6/300
D763,054 S * 8/2016 Ali D8/90
2003/0080020 A1 5/2003 Kopecky
2010/0243499 A1 9/2010 Slayton et al.
2013/0189393 A1 7/2013 Traldi
2014/0367282 A1 12/2014 Ashry

FOREIGN PATENT DOCUMENTS

FR 791882 12/1935
FR 1503901 12/1967
GB 406680 2/1934
GB 1272189 4/1972
WO W02010060829 6/2010
WO W02012037956 3/2012
WO W02013130085 9/2013
WO W02015082876 6/2015

* cited by examiner

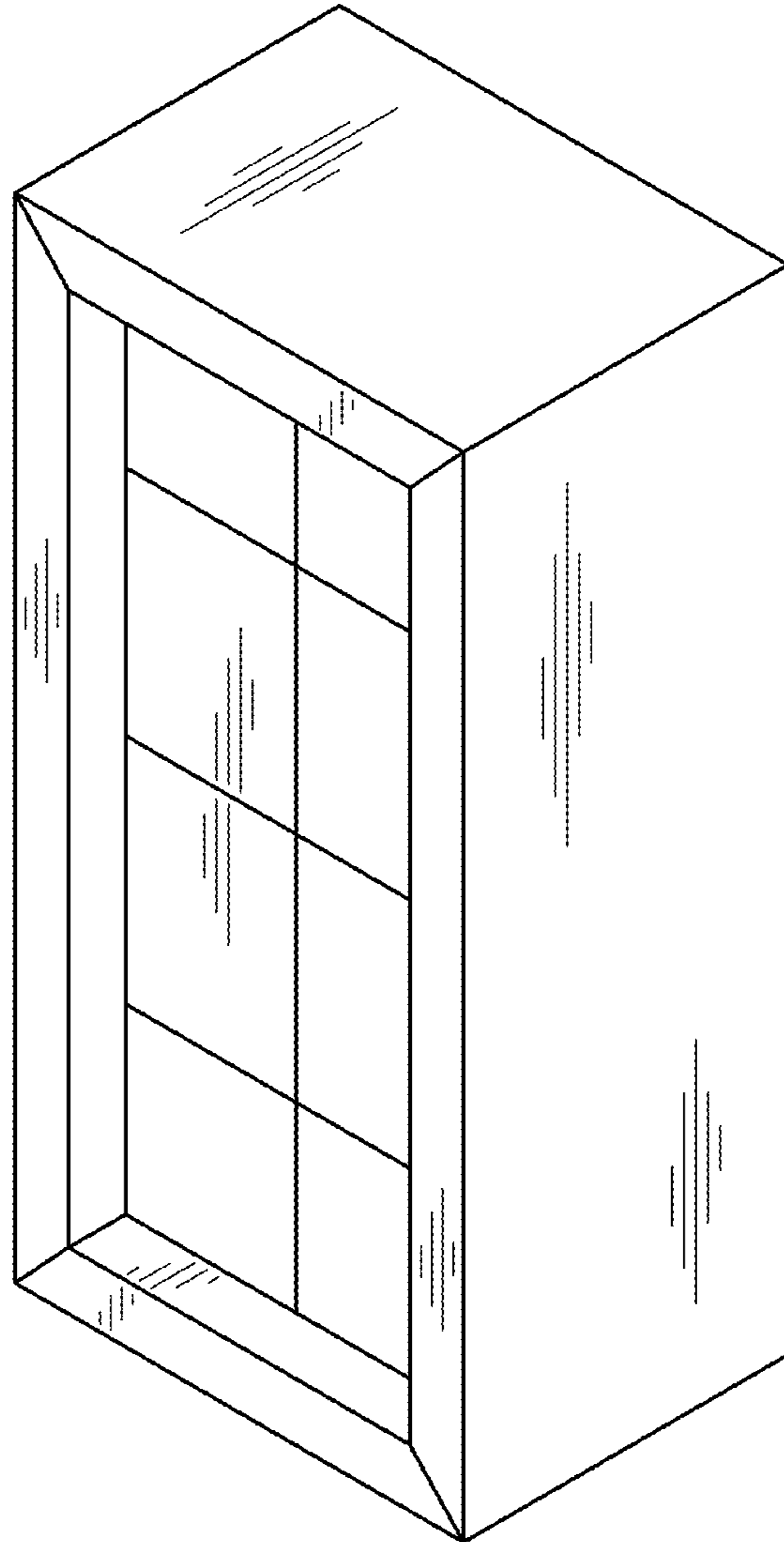


Fig. 1




Fig. 2

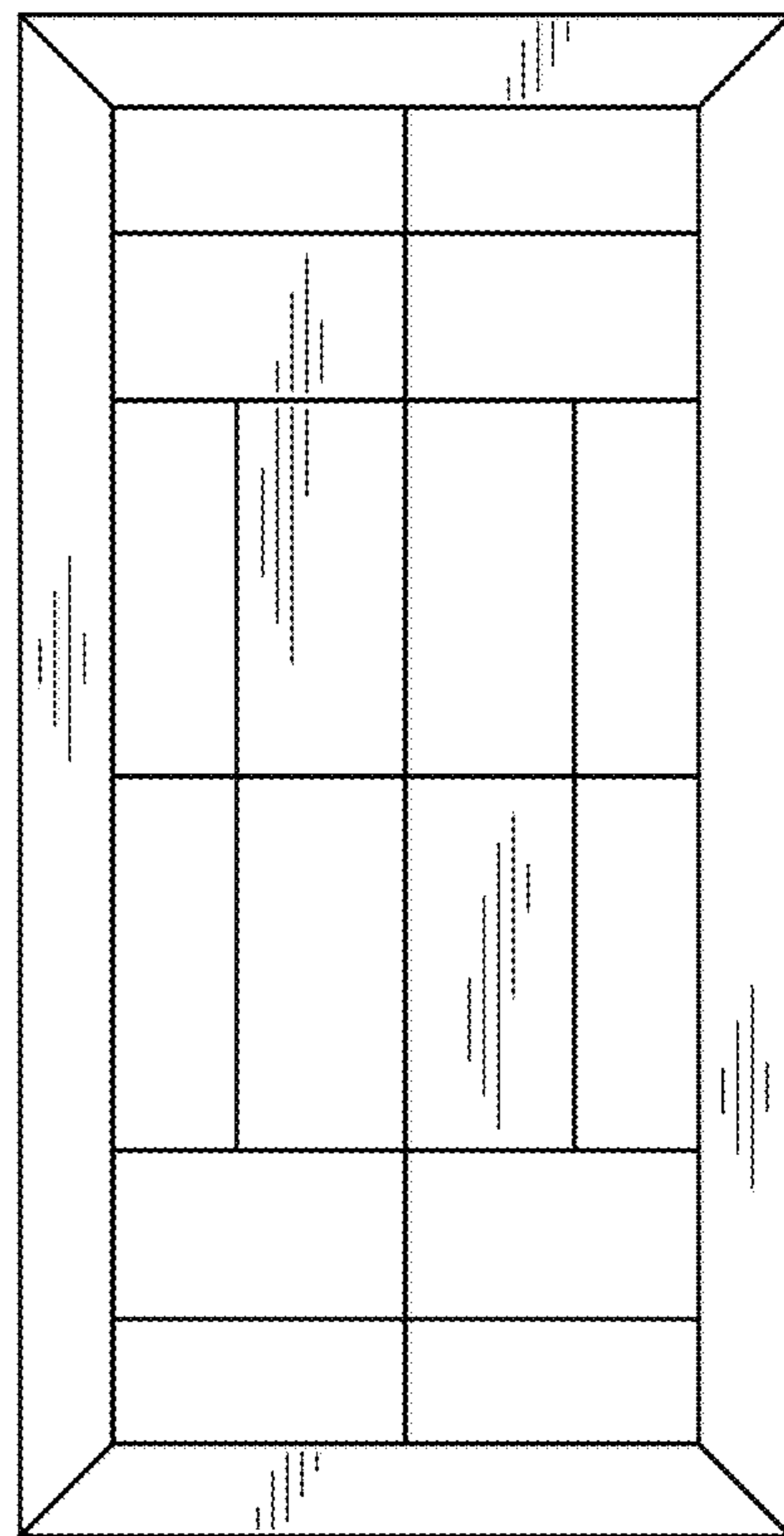


Fig. 3

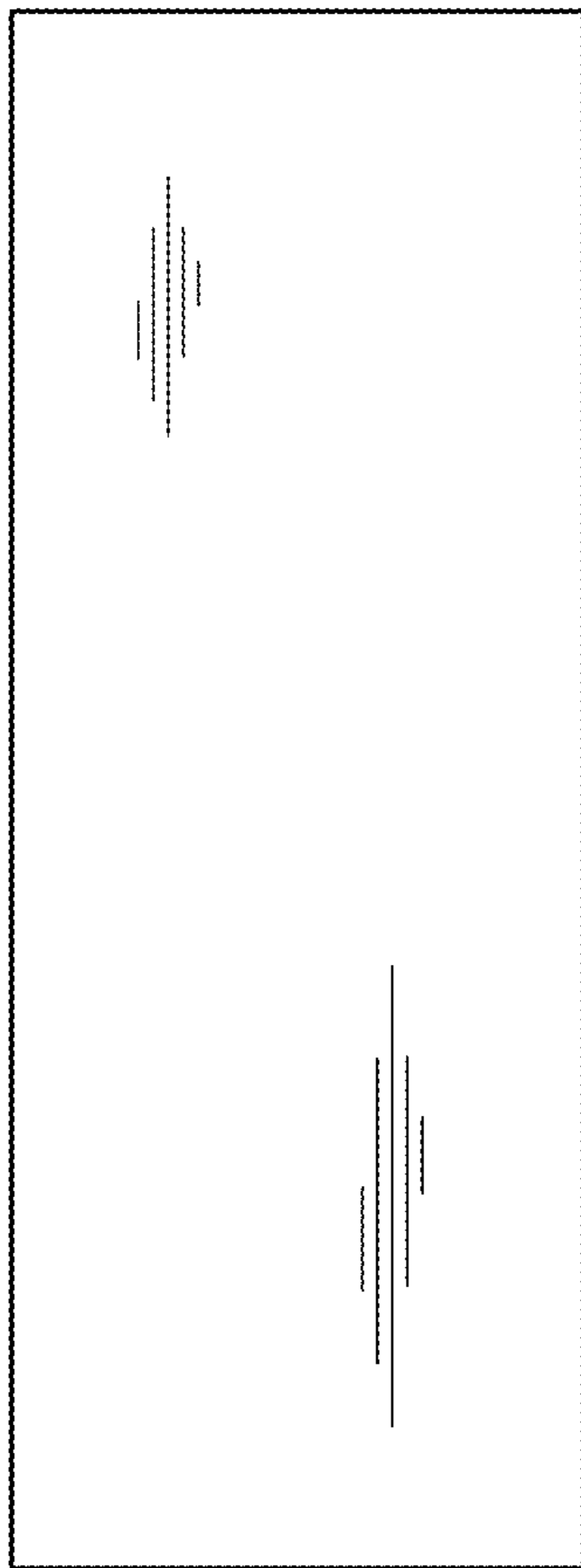


Fig. 4




Fig. 5

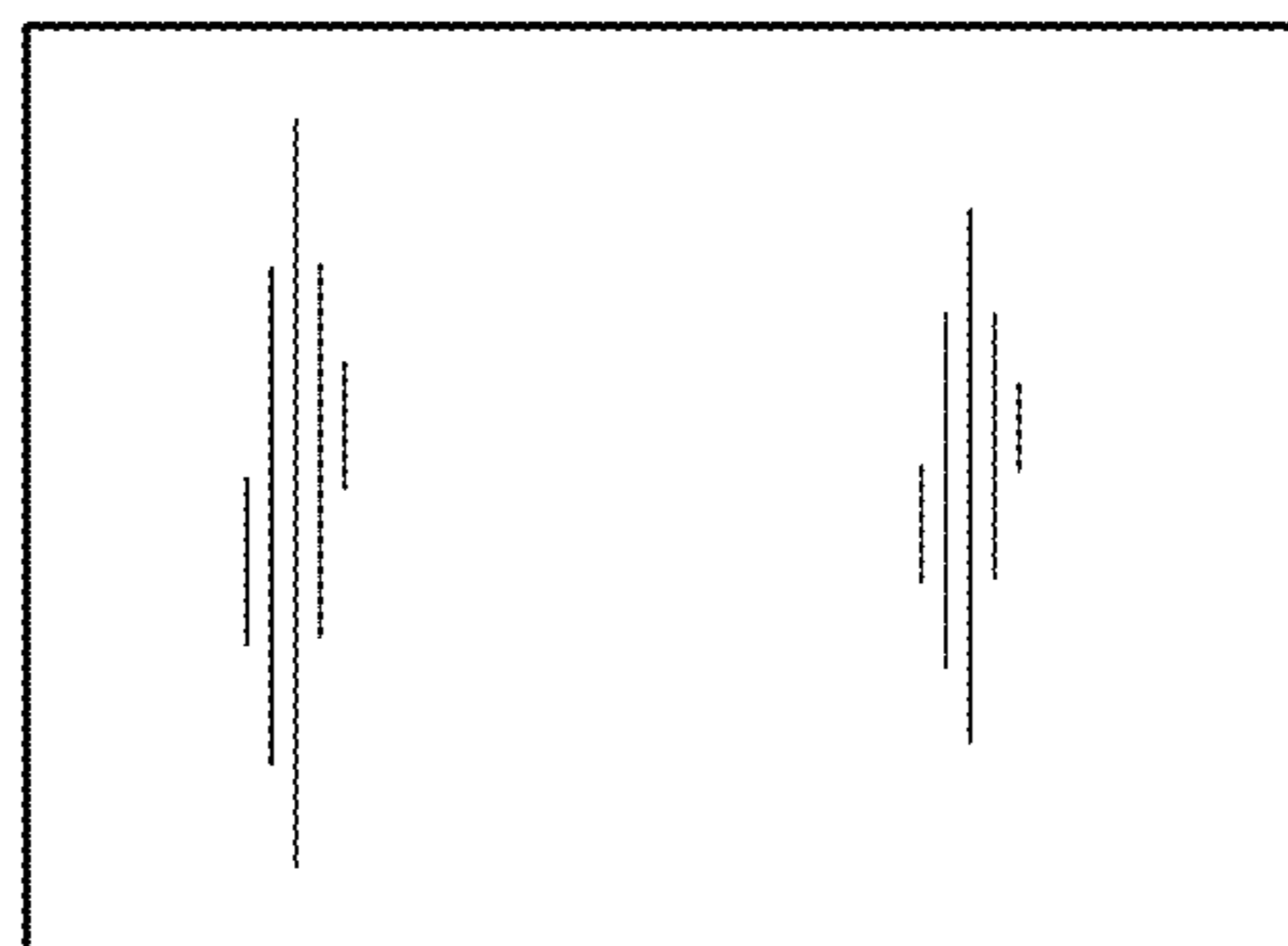


Fig. 6

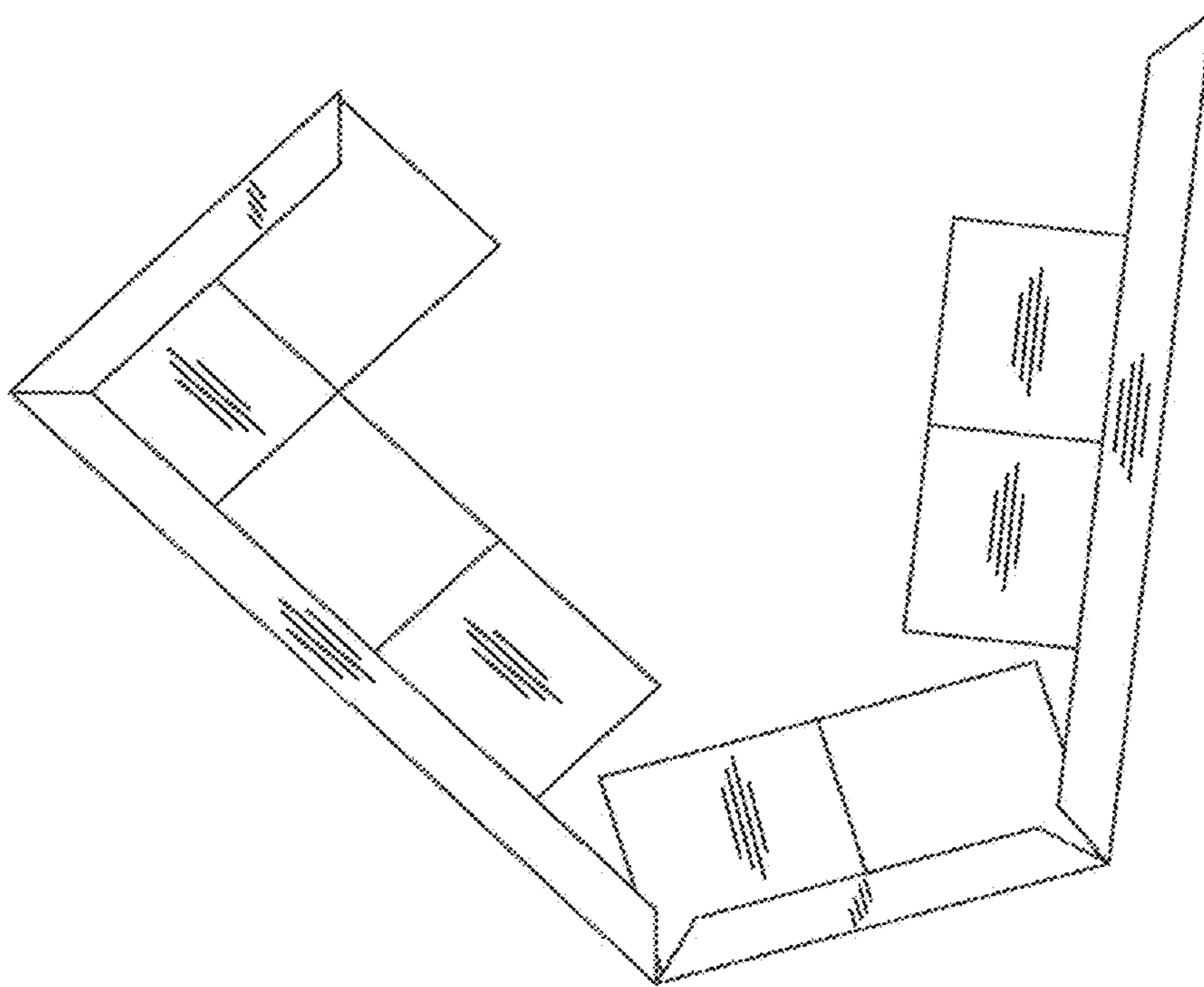


Fig. 7