



US00D784806S

(12) **United States Design Patent**  
**Gasior et al.**

(10) **Patent No.:** **US D784,806 S**  
(45) **Date of Patent:** **\*\* Apr. 25, 2017**

(54) **BOX**

(71) Applicant: **Georgia-Pacific Corrugated LLC**,  
Atlanta, GA (US)

(72) Inventors: **Wayne P. Gasior**, Duluth, GA (US);  
**Ernest B. Widner**, Flowery Branch,  
GA (US)

(73) Assignee: **GEORGIA-PACIFIC**  
**CORRUGATED LLC**, Atlanta, GA  
(US)

(\*\*) Term: **14 Years**

(21) Appl. No.: **29/514,898**

(22) Filed: **Jan. 16, 2015**

(51) **LOC (10) Cl.** ..... **09-03**

(52) **U.S. Cl.**  
USPC ..... **D9/432**

(58) **Field of Classification Search**  
USPC ..... D9/414-418, 420-427, 430-434;  
D3/272, 273, 281; D7/601-602; D19/75  
(Continued)

(56) **References Cited**

**U.S. PATENT DOCUMENTS**

D244,994 S \* 7/1977 Flanagan ..... D9/423  
4,417,686 A \* 11/1983 Wozniacki ..... B65D 5/002  
229/117.16

(Continued)

**FOREIGN PATENT DOCUMENTS**

WO 2012042132 A1 4/2012  
WO 2013114057 A2 8/2013

(Continued)

**OTHER PUBLICATIONS**

DS Smith Packaging, "Innovation of the month: Perfect stacking and lower costs", website: <http://www.dssmith.com/packaging/insights/innovation/innovation-database/2014/11/centering-devices/>, Jan. 13, 2015, three pages.

*Primary Examiner* — Vy Koenig

(57) **CLAIM**

The ornamental design for a box, as shown and described.

**DESCRIPTION**

FIG. 1 is a top perspective view of a first embodiment of a box in a folded configuration;

FIG. 2 is a front side view of the box of FIG. 1;

FIG. 3 is a back side view of the box of FIG. 1;

FIG. 4 is a left side view of the box of FIG. 1;

FIG. 5 is a right side view of the box of FIG. 1;

FIG. 6 is a top plan view of the box of FIG. 1;

FIG. 7 is a bottom plan view of the box of FIG. 1;

FIG. 8 is a top plan view of the box of FIG. 1 in an unfolded blank configuration, where dot-dot-dash lines represent unfolded fold lines of the box;

FIG. 9 is a cross-section view of the box of FIG. 1, taken along line 9-9 in FIG. 2;

FIG. 10 is a top perspective view of a second embodiment of a box in a folded configuration;

FIG. 11 is a front side view of the box of FIG. 10;

FIG. 12 is a back side view of the box of FIG. 10;

FIG. 13 is a left side view of the box of FIG. 10;

FIG. 14 is a right side view of the box of FIG. 10;

FIG. 15 is a top plan view of the box of FIG. 10;

FIG. 16 is a bottom plan view of the box of FIG. 10;

FIG. 17 is a top plan view of the box of FIG. 10 in an unfolded blank configuration, where dot-dot-dash lines represent unfolded fold lines of the box;

FIG. 18 is a cross-section view of the box of FIG. 10, taken along line 18-18 in FIG. 11;

FIG. 19 is a top perspective view of a third embodiment of a box in a folded configuration;

FIG. 20 is a front side view of the box of FIG. 19;

FIG. 21 is a back side view of the box of FIG. 19;

FIG. 22 is a left side view of the box of FIG. 19;

FIG. 23 is a right side view of the box of FIG. 19;

FIG. 24 is a top plan view of the box of FIG. 19;

FIG. 25 is a bottom plan view of the box of FIG. 19;

FIG. 26 is a top plan view of the box of FIG. 19 in an unfolded blank configuration, where dot-dot-dash lines represent unfolded fold lines of the box;

(Continued)

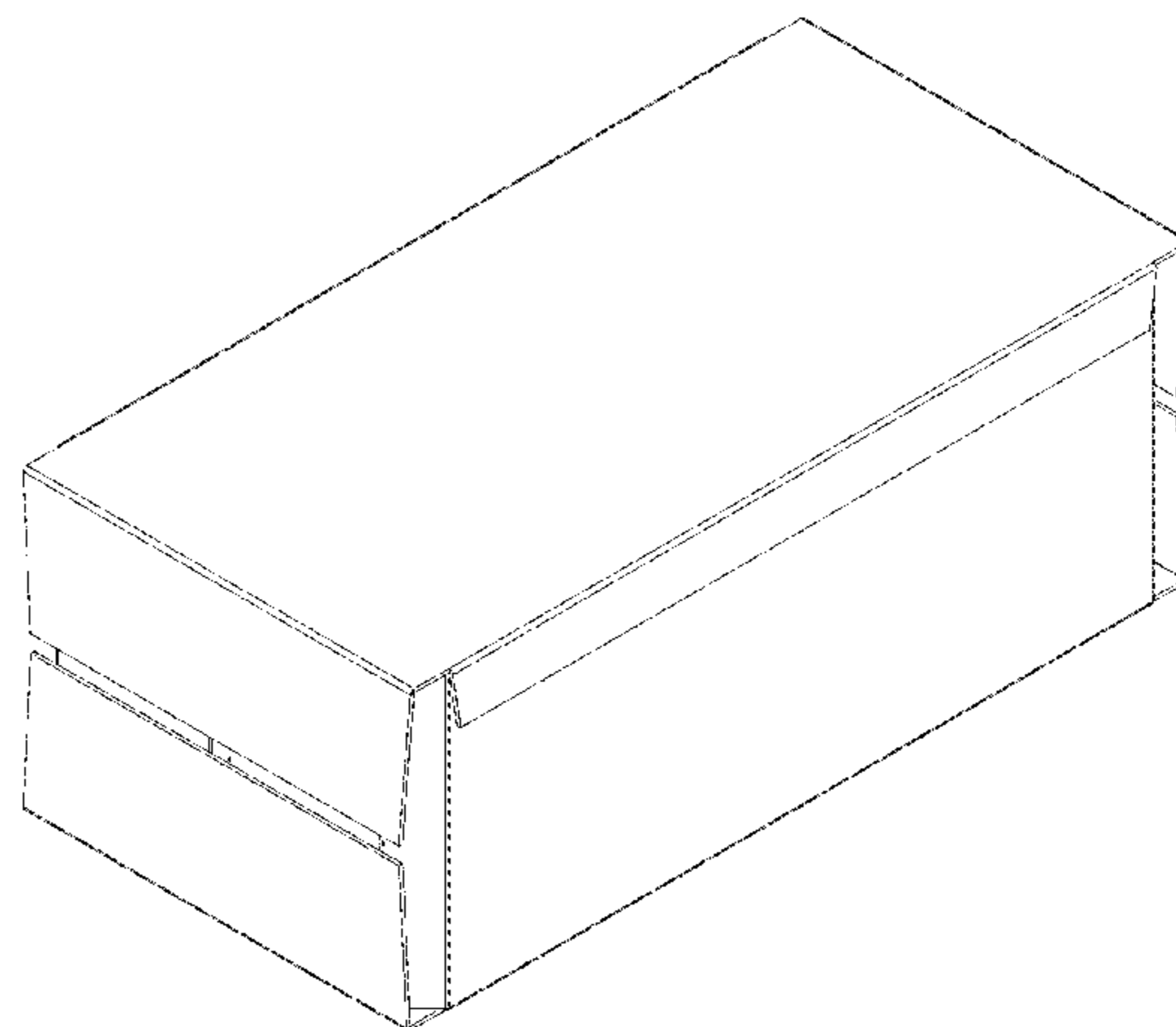
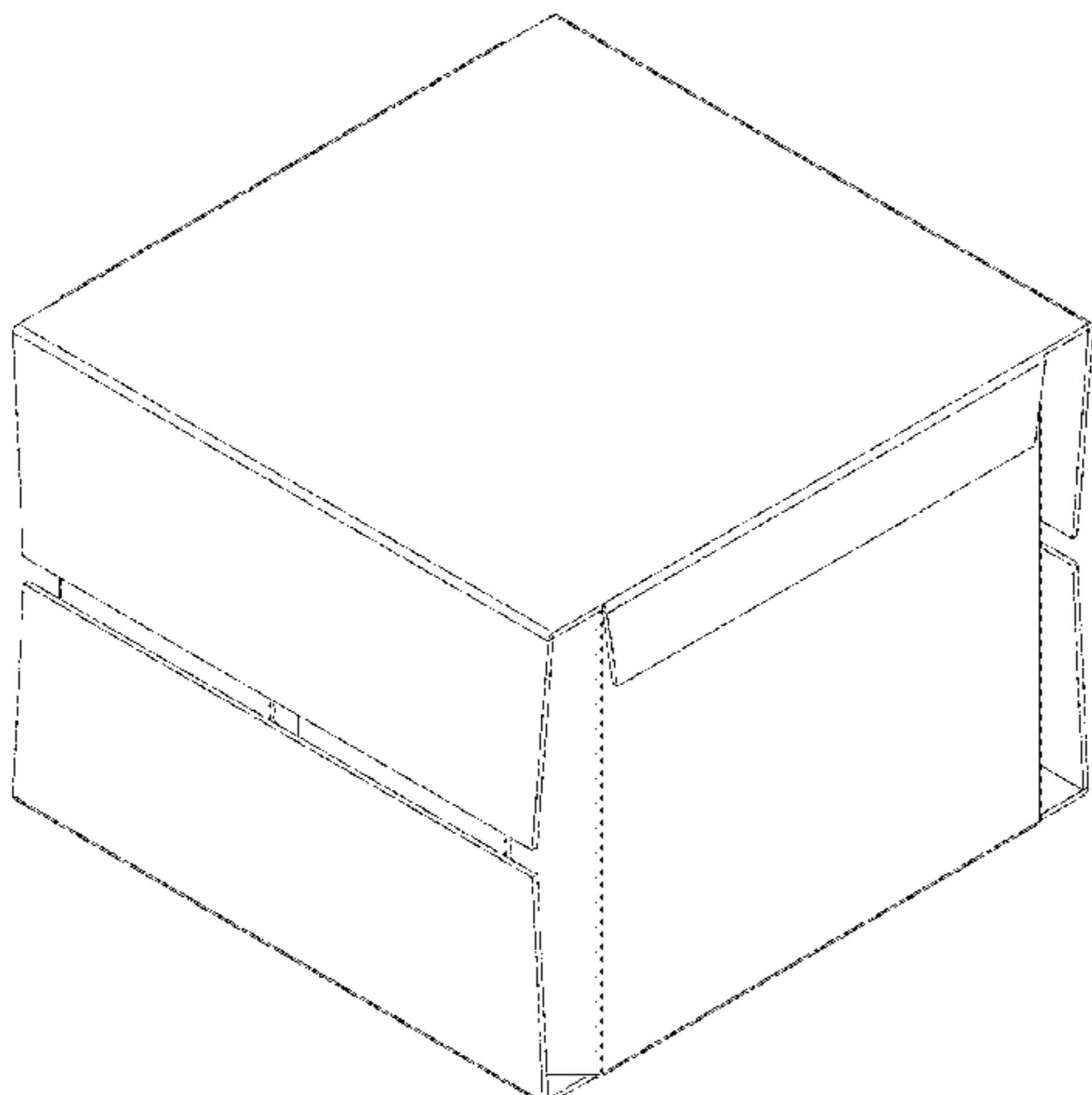


FIG. 27 is a cross-section view of the box of FIG. 19, taken along line 27-27 in FIG. 20;

FIG. 28 is a top perspective view of a fourth embodiment of a box blank in a folded configuration;

FIG. 29 is a front side view of the box of FIG. 28;

FIG. 30 is a back side view of the box of FIG. 28;

FIG. 31 is a left side view of the box of FIG. 28;

FIG. 32 is a right side view of the box of FIG. 28;

FIG. 33 is a top plan view of the box of FIG. 28;

FIG. 34 is a bottom plan view of the box of FIG. 28;

FIG. 35 is a top plan view of the box of FIG. 28 in an unfolded blank configuration, where dot-dot-dash lines represent unfolded fold lines of the box; and,

FIG. 36 is a cross-section view of the box of FIG. 28, taken along line 36-36 in FIG. 29.

The dot-dot-dash lines in the figures depict fold lines and do not form a part of the claimed design.

**1 Claim, 36 Drawing Sheets**

**(58) Field of Classification Search**

CPC ..... B65D 5/00-5/02; B65D 5/0209-5/0272;  
B65D 5/20; B65D 5/28; B65D 5/44;  
B65D 5/46; B65D 5/66; B31B 3/00;  
B31B 3/28

See application file for complete search history.

**(56) References Cited**

**U.S. PATENT DOCUMENTS**

4,850,527 A \* 7/1989 Church ..... B65D 5/02  
229/110

5,147,271 A 9/1992 Bacques et al.

5,437,388 A 8/1995 Bartelt et al.

D369,104 S \* 4/1996 Heiskell ..... D3/272

D379,586 S \* 6/1997 Hale ..... D9/417

5,669,500 A 9/1997 Sutherland

5,697,548 A 12/1997 Halsell, II

5,704,470 A 1/1998 Sutherland

5,704,540 A 1/1998 Coalier et al.

5,713,469 A 2/1998 Buscema

5,752,648 A \* 5/1998 Quaintance ..... B65D 5/2033  
229/109

5,755,377 A \* 5/1998 Durand ..... B65D 5/4216  
229/110

D395,823 S \* 7/1998 Durand ..... D9/430

5,799,864 A 9/1998 Mertz

5,853,120 A 12/1998 McLeod et al.

D413,802 S \* 9/1999 Glover ..... D9/416

5,948,308 A 9/1999 Wischusen, III

5,979,746 A 11/1999 McLeod et al.

6,019,276 A 2/2000 Auclair

6,106,450 A 8/2000 Brittain

6,109,438 A 8/2000 Sutherland

6,223,978 B1 5/2001 Drager

6,257,411 B1 7/2001 Bacques et al.

6,358,191 B1 3/2002 Greever

6,394,742 B1 5/2002 Buscema

6,598,785 B2 7/2003 Quaintance

6,976,588 B2 12/2005 Wischusen et al.

7,090,115 B2 8/2006 Pierce

7,152,777 B2 12/2006 McClure

7,234,628 B2 6/2007 Remaks et al.

7,290,696 B2 11/2007 McClure

7,314,159 B2 1/2008 Rochefort et al.

7,478,743 B2 1/2009 Holley, Jr.

7,484,655 B2 2/2009 McLeod

7,485,083 B2 2/2009 Gaeta

7,487,905 B2 2/2009 McClure

7,549,570 B2 6/2009 Quaintance

7,584,589 B2 9/2009 Stafford, III et al.

7,665,654 B2 2/2010 McLeod

7,717,838 B2 5/2010 Strong et al.

7,731,027 B2 6/2010 Kruit

7,731,080 B2 6/2010 Zacher et al.

7,806,313 B2 10/2010 Philips

7,857,743 B2 12/2010 Barner

7,922,069 B2 4/2011 Gardner

8,011,565 B2 9/2011 Quaintance et al.

8,105,223 B2 1/2012 Graham et al.

8,128,547 B2 3/2012 Graham et al.

8,133,163 B2 3/2012 Strong et al.

8,177,699 B1 5/2012 Herrin

8,272,560 B2 9/2012 Quaintance

8,408,452 B2 \* 4/2013 Churvis ..... B65D 5/28  
229/108

8,485,420 B2 7/2013 Barner

8,517,075 B2 8/2013 Shanton et al.

8,579,778 B2 11/2013 Aganovic et al.

8,584,926 B2 \* 11/2013 Bull ..... B65D 71/36  
206/739

8,590,773 B2 11/2013 Moreau et al.

8,622,282 B2 1/2014 Brundage et al.

8,627,998 B2 1/2014 Martinez

8,777,093 B2 7/2014 Smith

8,794,504 B2 8/2014 McLeod

8,800,850 B2 \* 8/2014 MacLeod ..... B65D 5/2033  
229/109

8,820,618 B2 9/2014 Smith

8,827,142 B2 9/2014 Smith

D748,495 S \* 2/2016 Young ..... D9/432

D748,496 S \* 2/2016 Young ..... D9/432

D764,271 S \* 8/2016 Sanfilippo ..... D9/416

2007/0228119 A1 \* 10/2007 Barner ..... B31B 1/28  
229/109

2011/0204127 A1 8/2011 Brundage et al.

2012/0100977 A1 4/2012 Graham et al.

2012/0321754 A1 \* 12/2012 Block ..... B65D 71/36  
426/108

2013/0102447 A1 4/2013 Strong et al.

2013/0108408 A1 5/2013 Saison et al.

2013/0150223 A1 6/2013 Herrin

2013/0153648 A1 6/2013 Smith et al.

2014/0113787 A1 4/2014 Aganovic et al.

2014/0113789 A1 4/2014 Aganovic et al.

2014/0141951 A1 5/2014 Aganovic et al.

2014/0246484 A1 9/2014 Armstrong et al.

2014/0249008 A1 9/2014 Aganovic et al.

2014/0274634 A1 9/2014 Aganovic et al.

2014/0339293 A1 11/2014 McLeod

2015/0021226 A1 1/2015 Jacomelli et al.

2015/0291307 A1 10/2015 Bourdin et al.

2016/0207660 A1 7/2016 Paiva et al.

2016/0229580 A1 8/2016 Guardiola

**FOREIGN PATENT DOCUMENTS**

WO 2013114057 A3 8/2013

WO 2013114060 A1 8/2013

WO 2013114061 A1 8/2013

WO 2014080135 A2 5/2014

WO 2014080135 A3 5/2014

WO 2014080137 A1 5/2014

WO 2015040332 A1 3/2015

WO 2016193637 A1 12/2016

\* cited by examiner

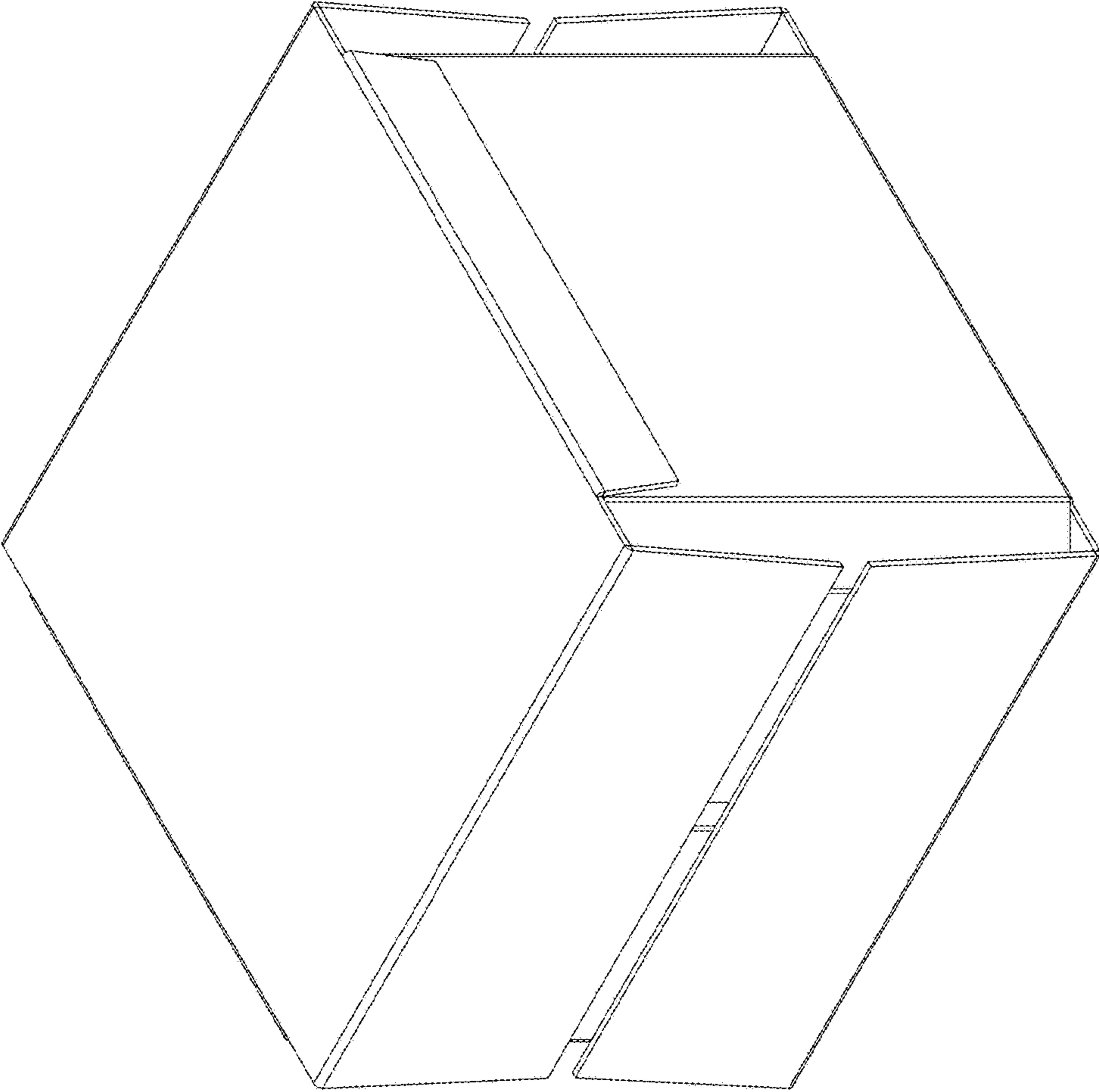


FIG. 1

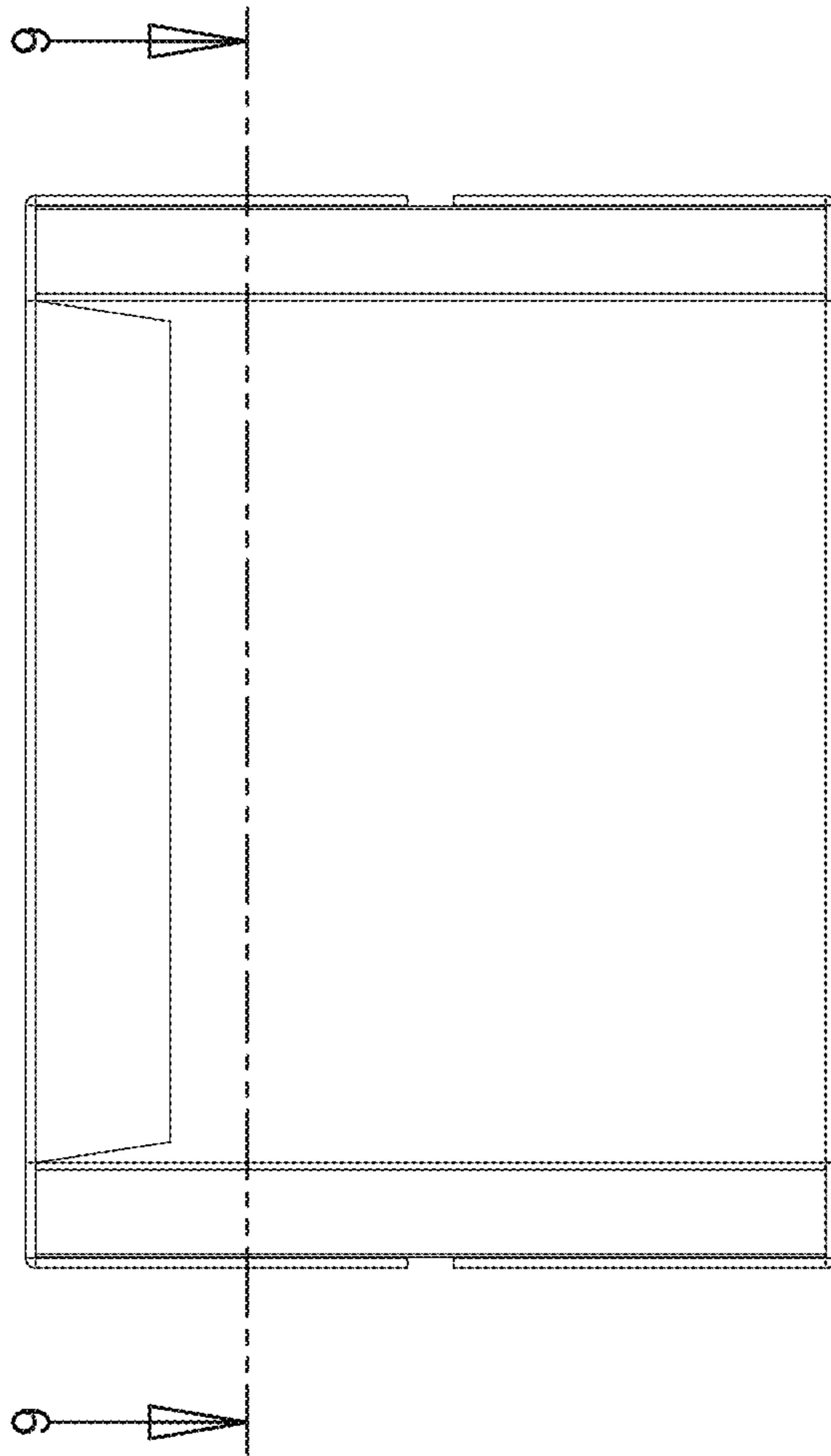


FIG. 2




FIG. 3




FIG. 4




FIG. 5




FIG. 6






FIG. 7




FIG. 8




FIG. 9

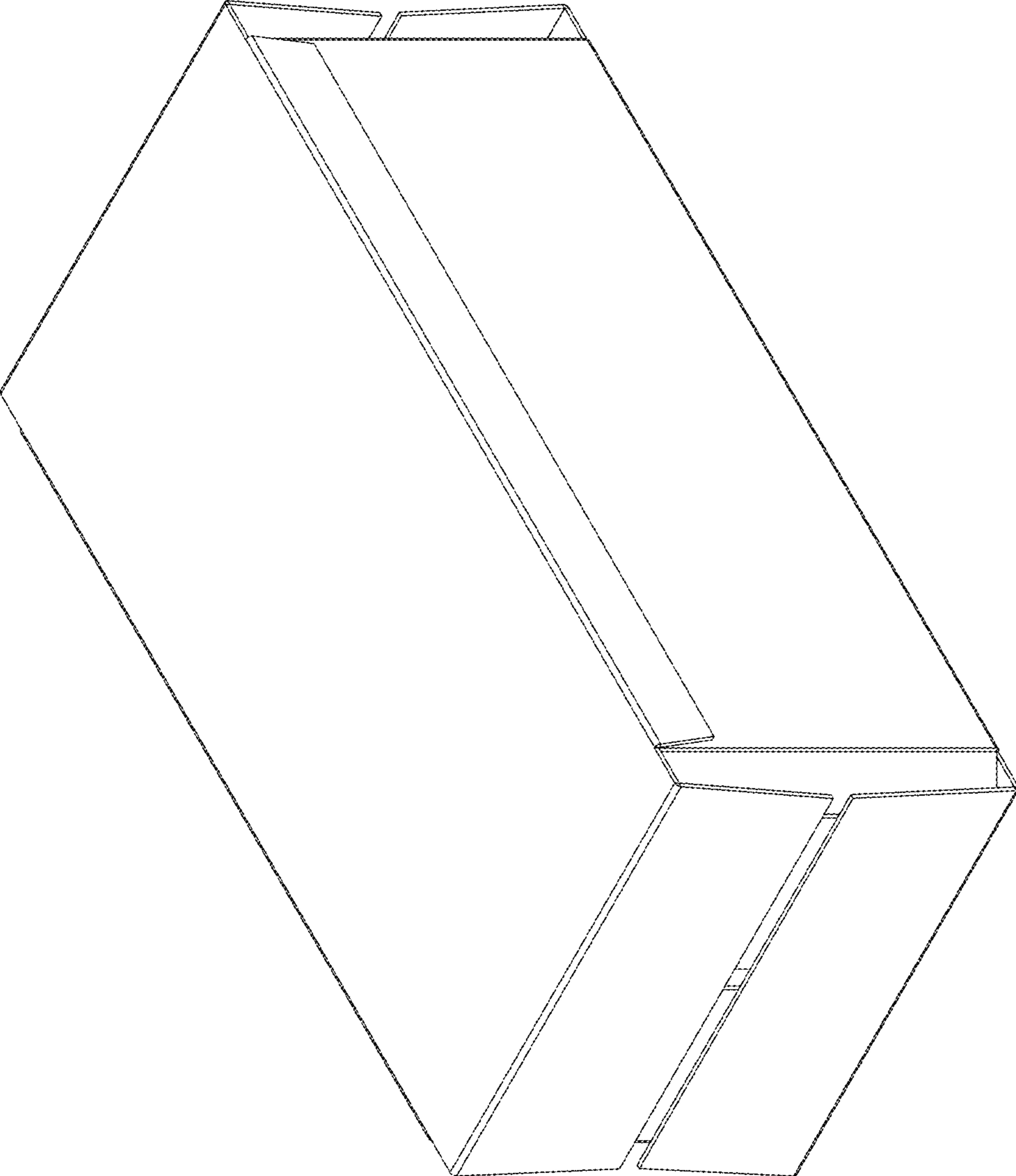


FIG. 10




FIG. 11




FIG. 12




FIG. 13




FIG. 14






FIG. 15




FIG. 16




FIG. 17




FIG. 18

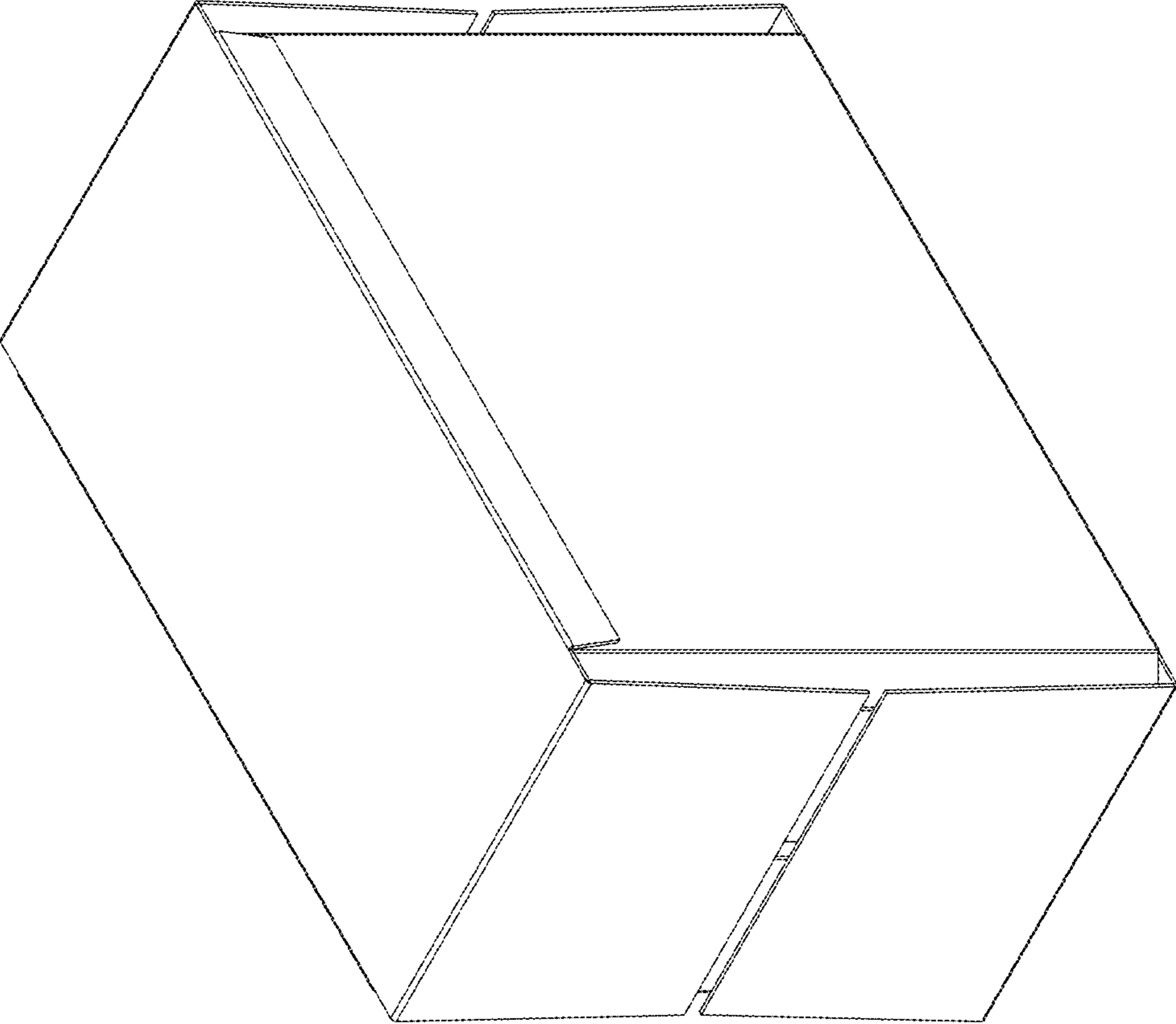


FIG. 19




FIG. 20




FIG. 21




FIG. 22






FIG. 23




FIG. 24




FIG. 25

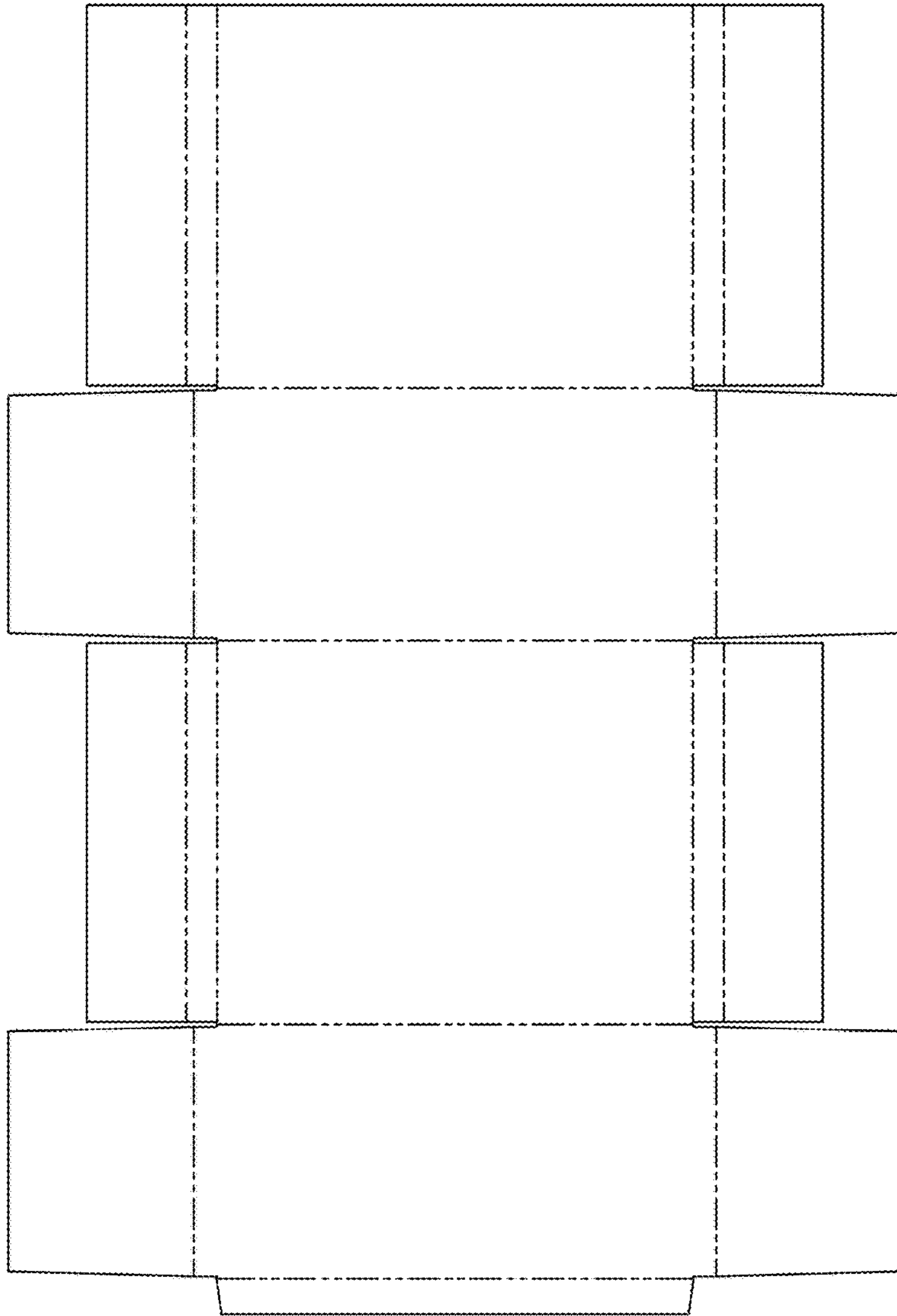


FIG. 26




FIG. 27

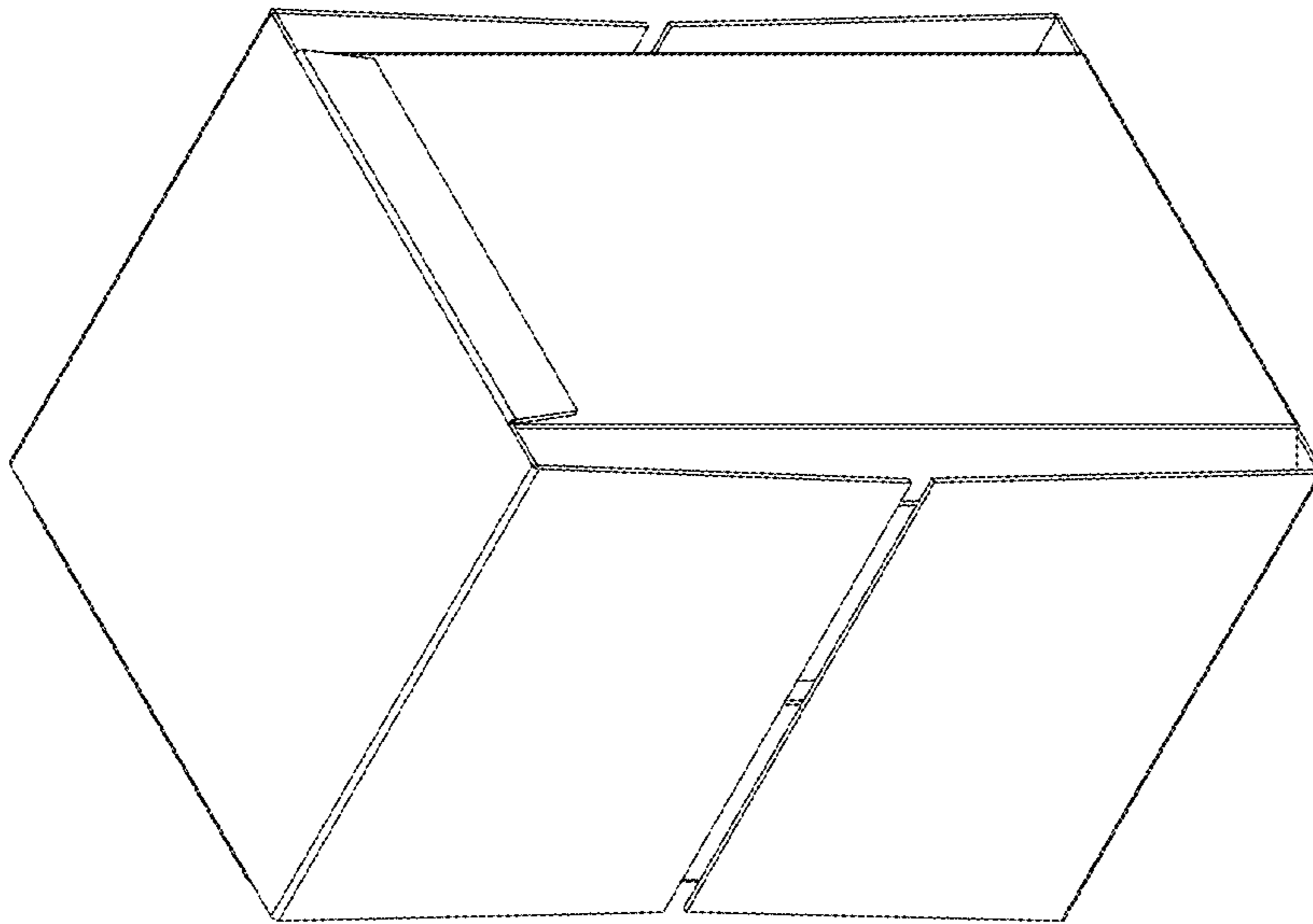


FIG. 28

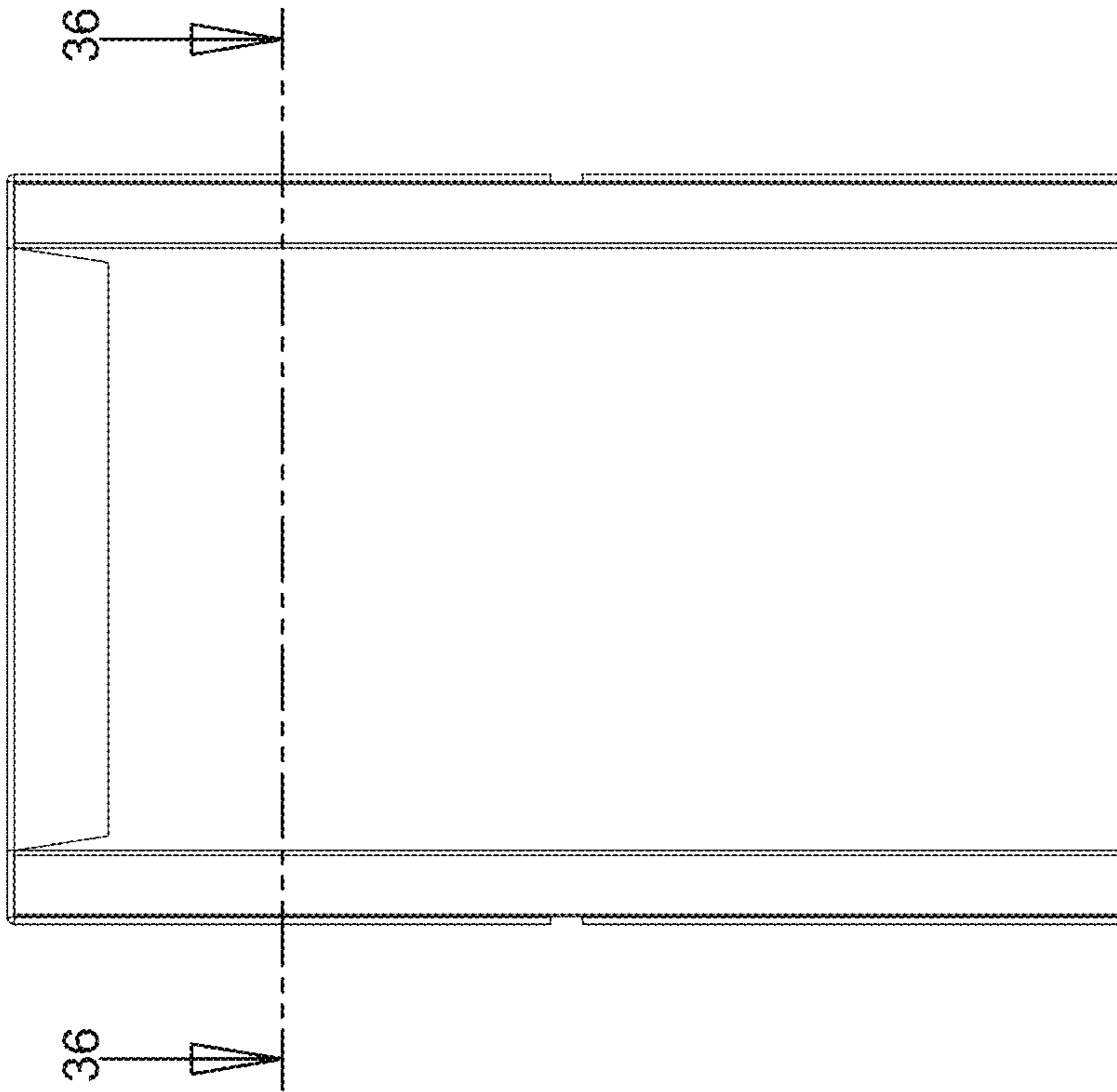


FIG. 29




FIG. 30






FIG. 31




FIG. 32




FIG. 33




FIG. 34

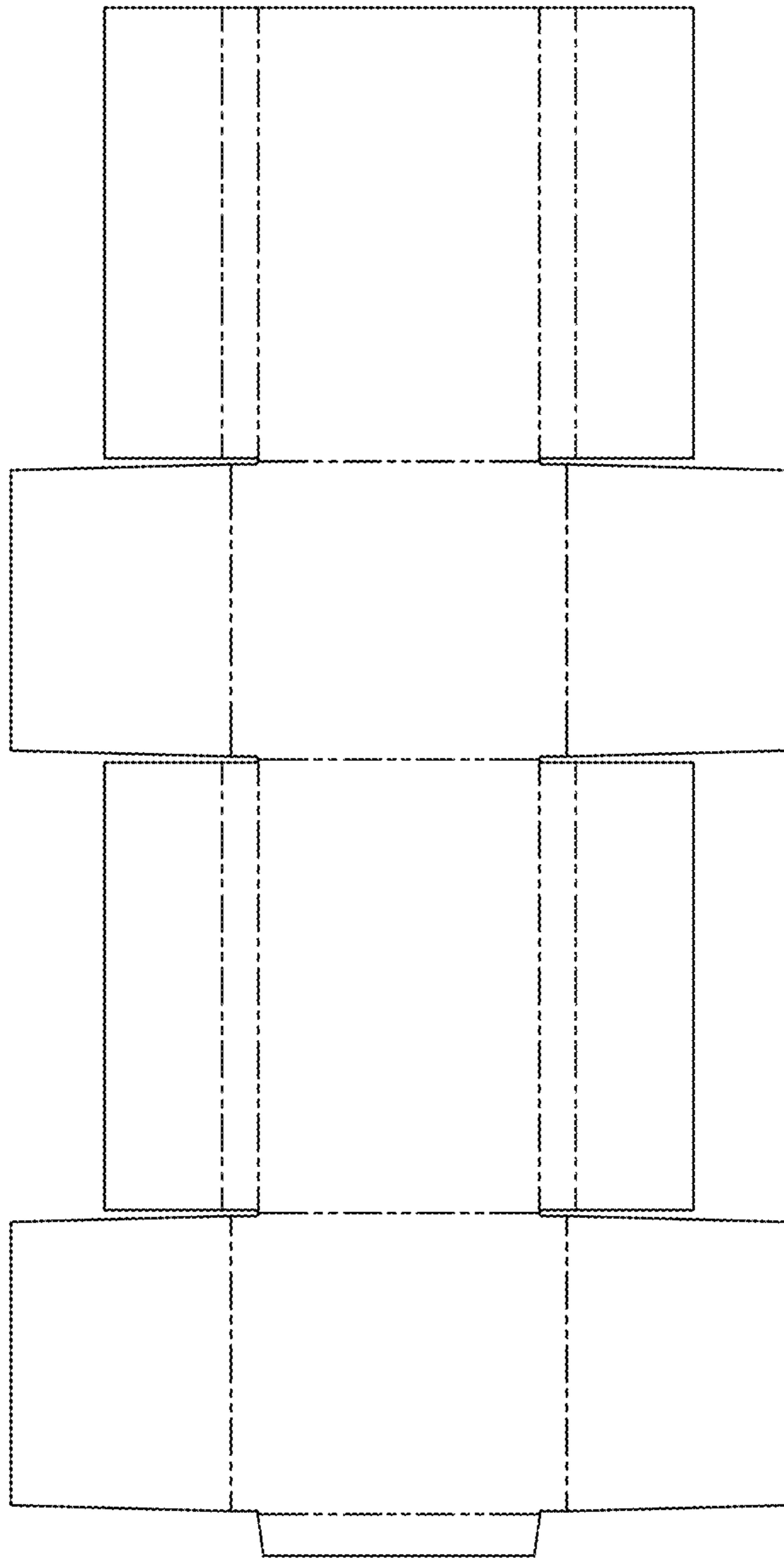


FIG. 35




FIG. 36