



US00D784803S

(12) **United States Design Patent** (10) **Patent No.:** **US D784,803 S**
Cataudella et al. (45) **Date of Patent:** **** Apr. 25, 2017**

- (54) **PACKAGE SLEEVE**
- (71) Applicant: **The Procter & Gamble Company**,
Cincinnati, OH (US)
- (72) Inventors: **Matthew Corey Cataudella**, West
Chester, OH (US); **Holly Amber
Chisholm**, Cincinnati, OH (US);
Lauren May Althaus, Cincinnati, OH
(US)
- (73) Assignee: **The Procter & Gamble Company**,
Cincinnati, OH (US)
- (**) Term: **15 Years**
- (21) Appl. No.: **29/559,181**
- (22) Filed: **Mar. 25, 2016**
- (51) **LOC (10) Cl.** **09-03**
- (52) **U.S. Cl.**
USPC **D9/415**
- (58) **Field of Classification Search**
USPC D9/415, 418, 431, 709, 430, 707, 704,
D9/416, 710, 414, 703, 708, 434; D17/2;
D7/512; D30/124; 206/278
CPC B65D 81/055; B65D 5/029; B65H 55/046
See application file for complete search history.

- D432,415 S * 10/2000 Teasdale D9/415
- D439,513 S * 3/2001 Teasdale D9/415
- D468,195 S * 1/2003 Bell D9/707
- 6,672,762 B1 * 1/2004 Faircloth B65D 5/029
206/278
- D504,745 S * 5/2005 Leech D30/124
- D521,860 S * 5/2006 Lee D9/415
- D532,690 S * 11/2006 Oliveira D9/431
- D541,145 S * 4/2007 Copp B65H 55/046
D9/415
- D548,612 S * 8/2007 Berman D9/708
- D550,569 S * 9/2007 Berman D9/707

(Continued)

Primary Examiner — Rhea Shields

(57) **CLAIM**


The ornamental design for a package sleeve, as shown and described.

DESCRIPTION

FIG. 1 is a front perspective view of a package sleeve of our new design;
 FIG. 2 is a front view thereof;
 FIG. 3 is a back view thereof;
 FIG. 4 is a first side view thereof;
 FIG. 5 is a second side view thereof;
 FIG. 6 is a top view thereof;
 FIG. 7 is a bottom view thereof;
 FIG. 8 is a front perspective view of a package sleeve of our new design;
 FIG. 9 is a front view thereof;
 FIG. 10 is a back view thereof;
 FIG. 11 is a first side view thereof;
 FIG. 12 is a second side view thereof;
 FIG. 13 is a top view thereof; and,
 FIG. 14 is a bottom view thereof.
 In the drawings, the broken lines are for the purpose of illustrating environment only and form no part of the claimed design.

1 Claim, 10 Drawing Sheets

- (56) **References Cited**
U.S. PATENT DOCUMENTS
- D306,561 S * 3/1990 Lee D9/415
- D308,338 S * 6/1990 Yeh D9/415
- D316,970 S * 5/1991 Dawson D9/415
- D318,611 S * 7/1991 Sherman D9/710
- D319,176 S * 8/1991 Sherman D9/710
- D319,976 S * 9/1991 Wortley D9/707
- D386,078 S * 11/1997 Harper D9/415
- D396,002 S * 7/1998 Bell D9/707
- D400,098 S * 10/1998 Wang D9/415
- D424,931 S * 5/2000 Teasdale D9/415
- D430,794 S * 9/2000 Parent-Inch D9/416



(56)

References Cited

U.S. PATENT DOCUMENTS

D550,570	S	*	9/2007	Berman	D9/708
D551,967	S	*	10/2007	Hengami	D9/431
D591,150	S	*	4/2009	Nomura	D9/434
D607,343	S	*	1/2010	Poirier	D9/707
D634,646	S	*	3/2011	Belko	D9/709
D640,551	S	*	6/2011	Perkins-Stanaford	D9/431
D653,534	S	*	2/2012	Shinn	D9/415
D656,841	S	*	4/2012	Echavarria	D9/709
D665,446	S	*	8/2012	Mayer	D19/2
D700,836	S	*	3/2014	Lai	D9/415
D712,735	S	*	9/2014	McCracken	D9/430
D723,385	S	*	3/2015	Gaudard	D9/707
D723,935	S	*	3/2015	Short	D9/704
D735,571	S	*	8/2015	Futase	D9/416
D738,224	S	*	9/2015	Hogendoorn	D9/710
D744,822	S	*	12/2015	Piscopo	B65D 81/055
						D9/414
D753,993	S	*	4/2016	Simmons	D9/430
D758,179	S	*	6/2016	Beck	D9/415
D767,408	S	*	9/2016	Shuster	D9/703
D772,076	S	*	11/2016	Waldis	D7/512

* cited by examiner

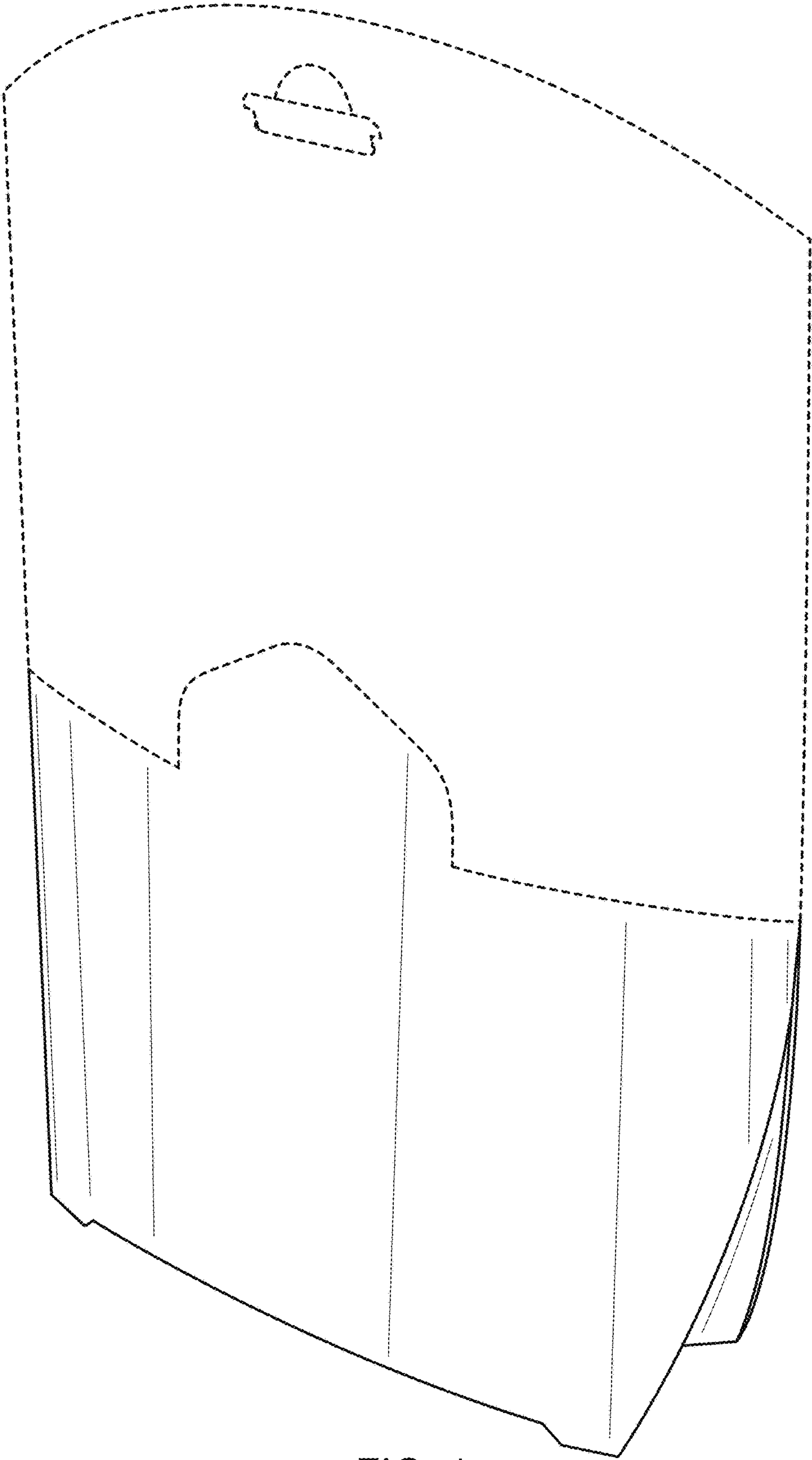


FIG. 1

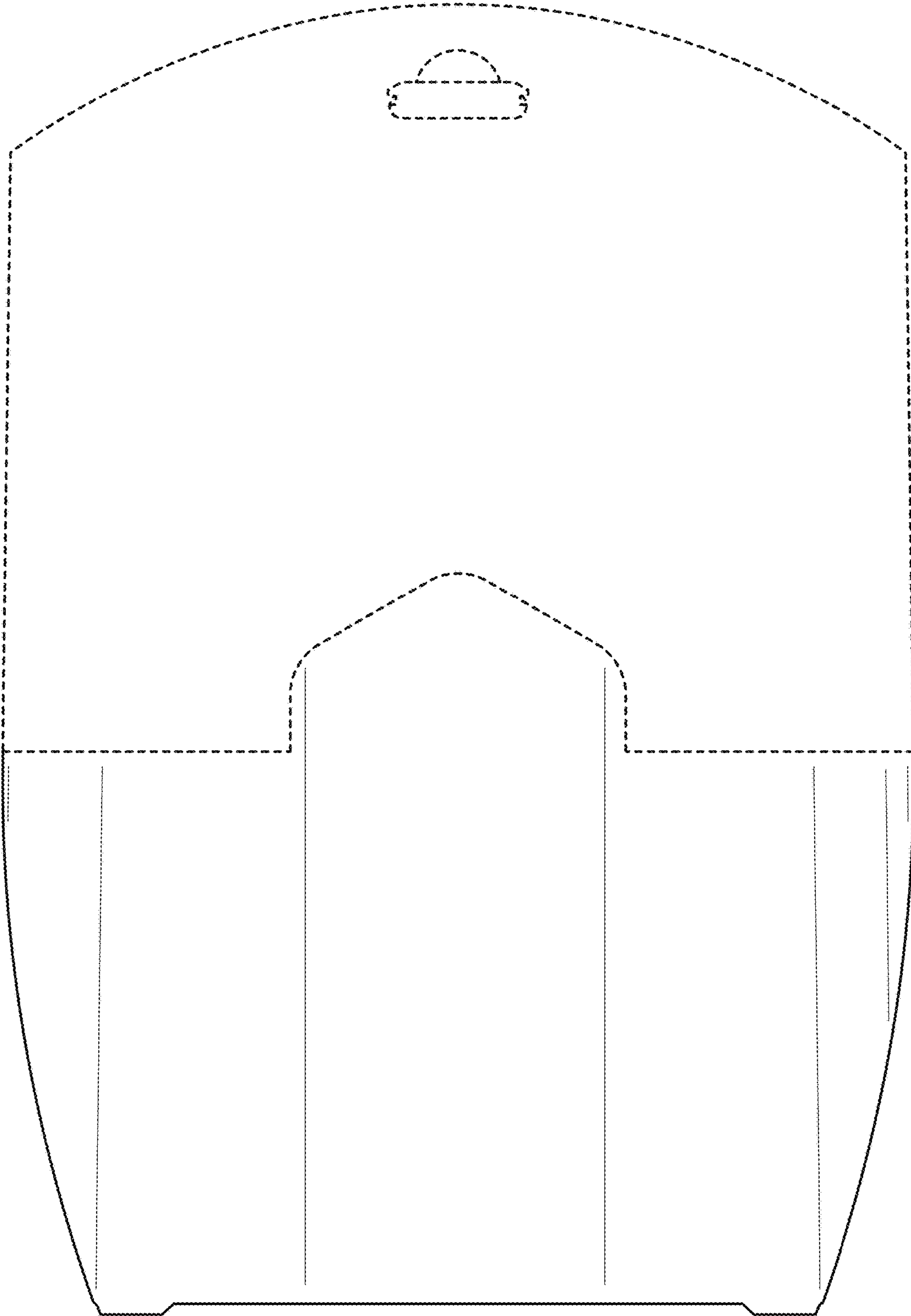


FIG. 2

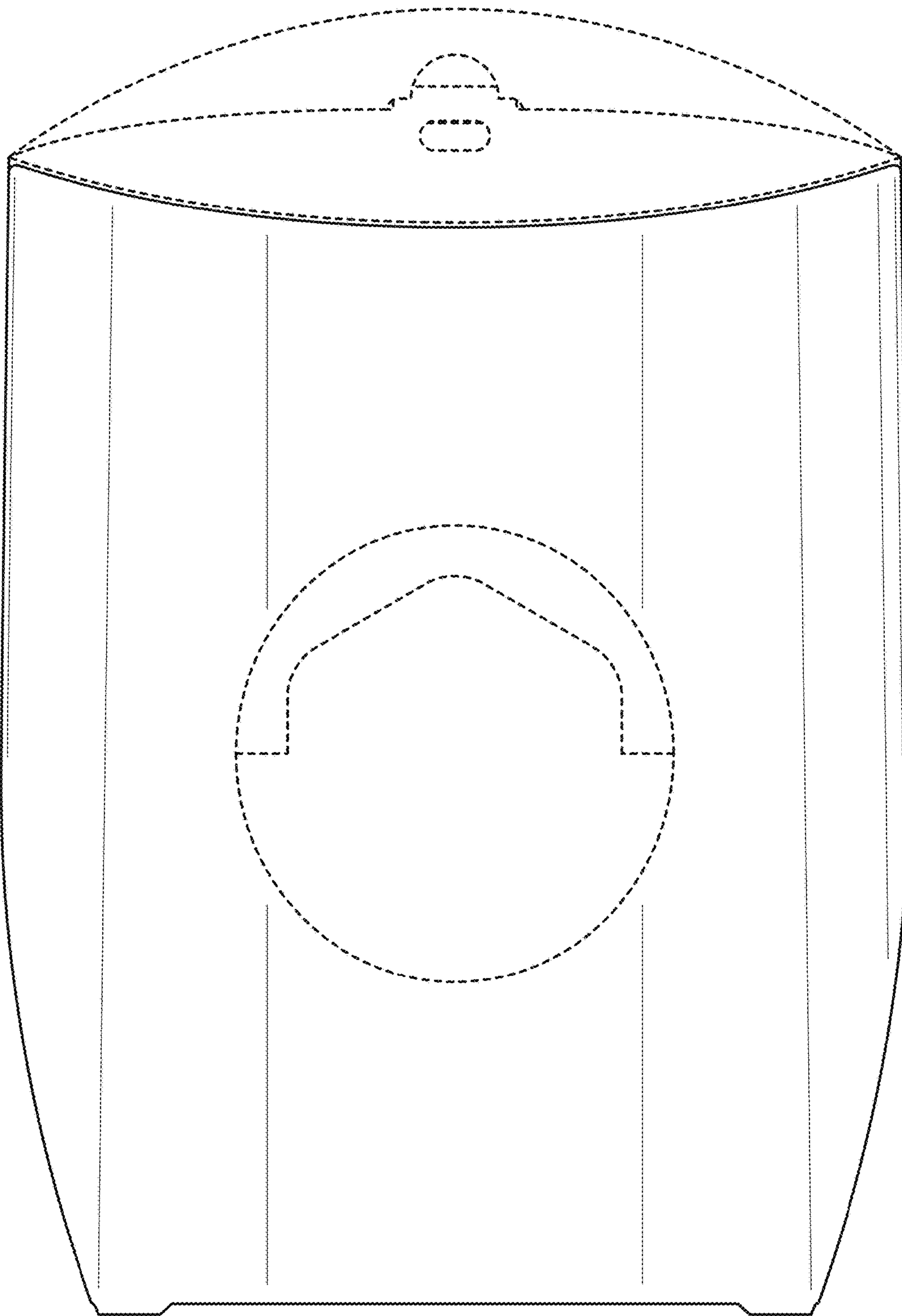


FIG. 3

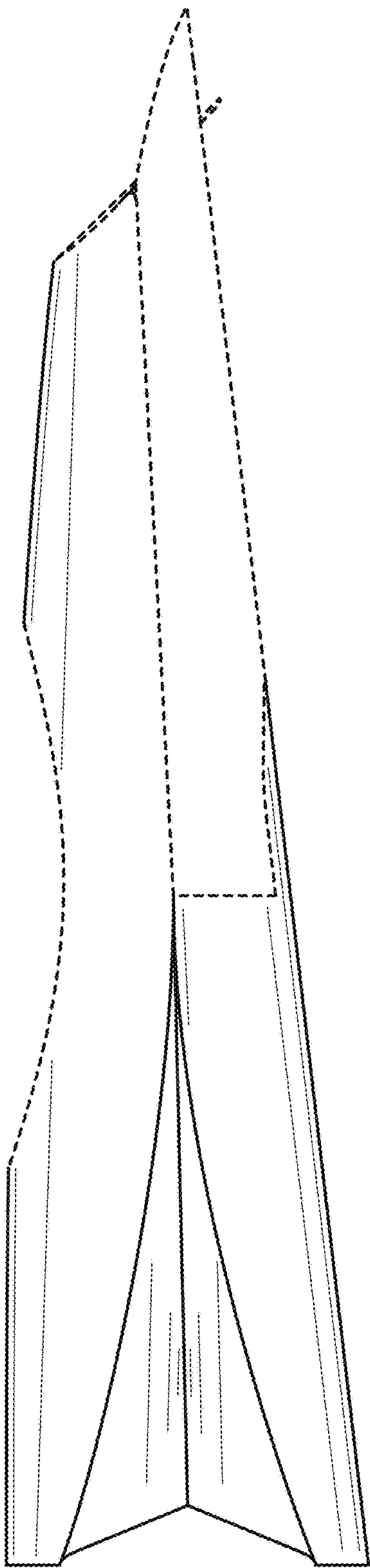


FIG. 4

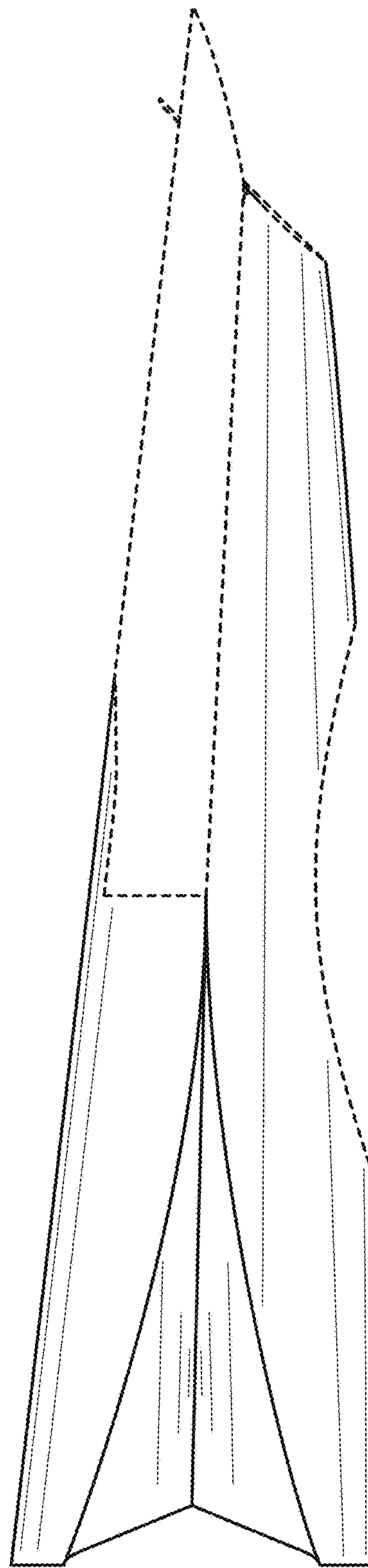


FIG. 5

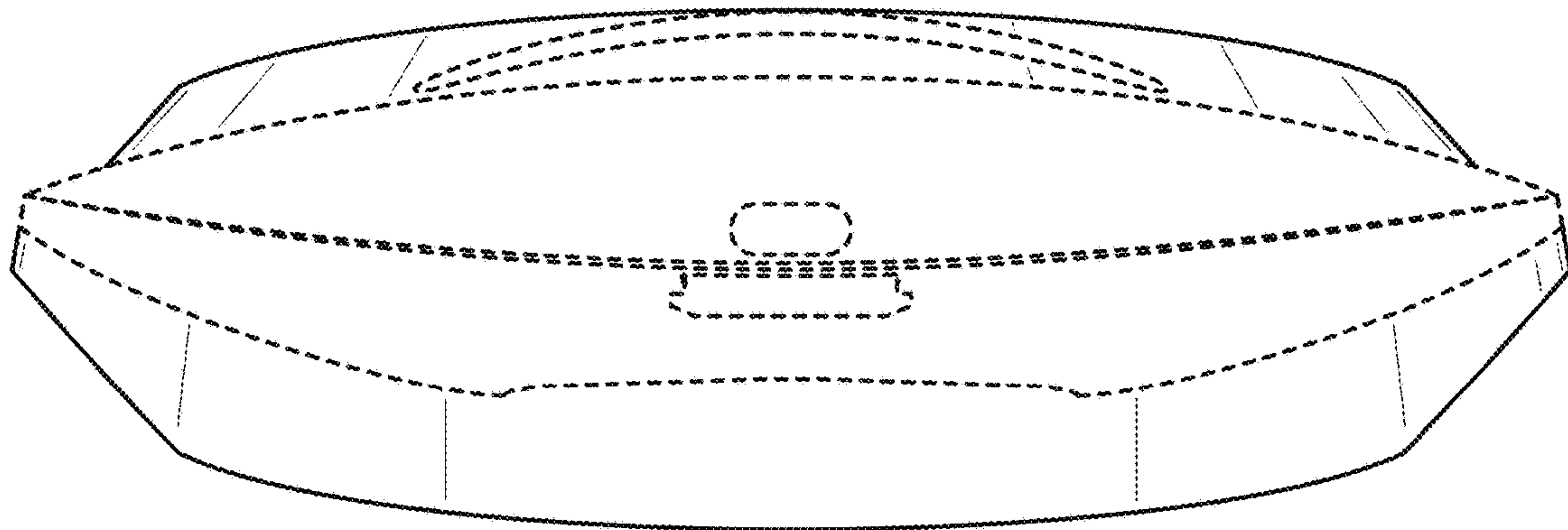


FIG. 6

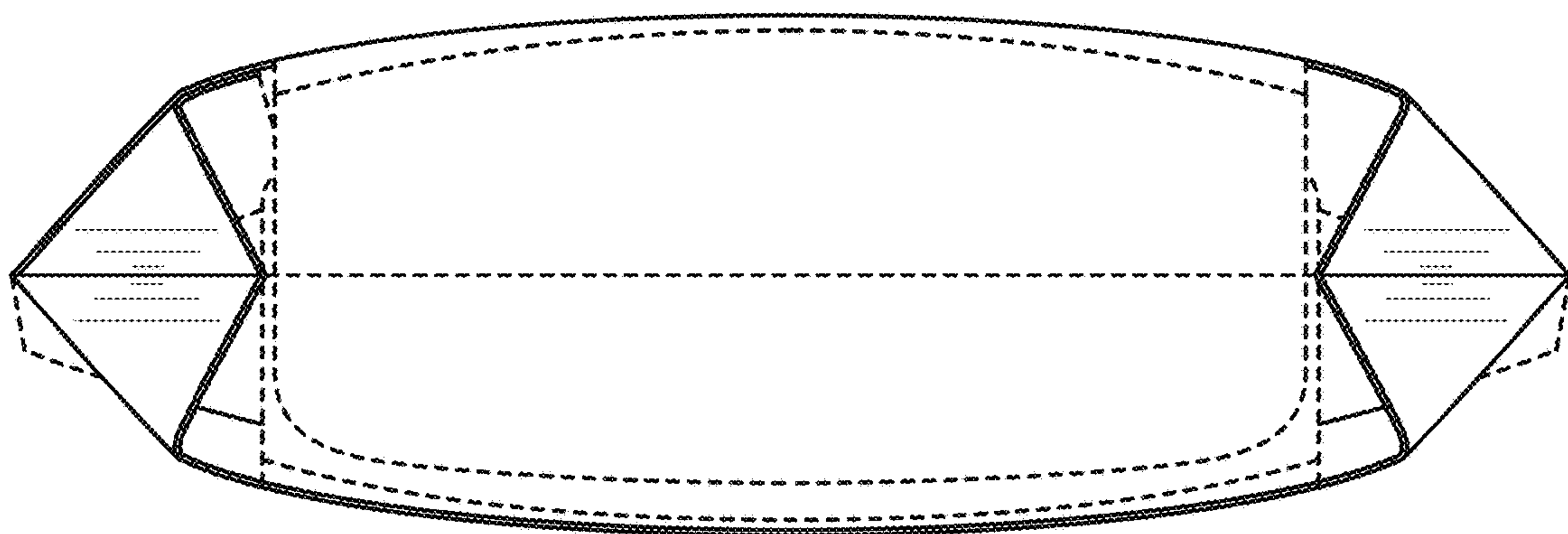


FIG. 7

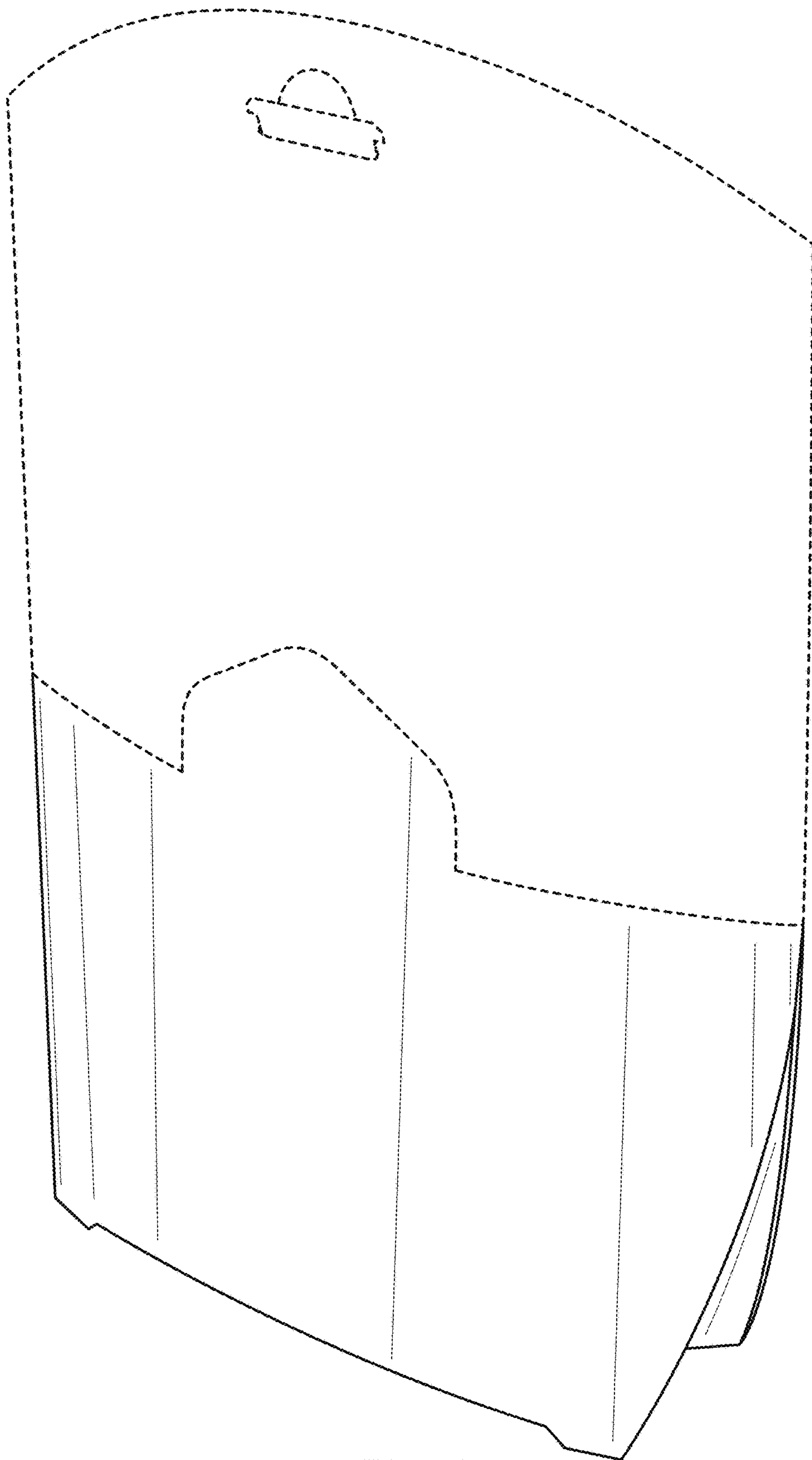


FIG. 8

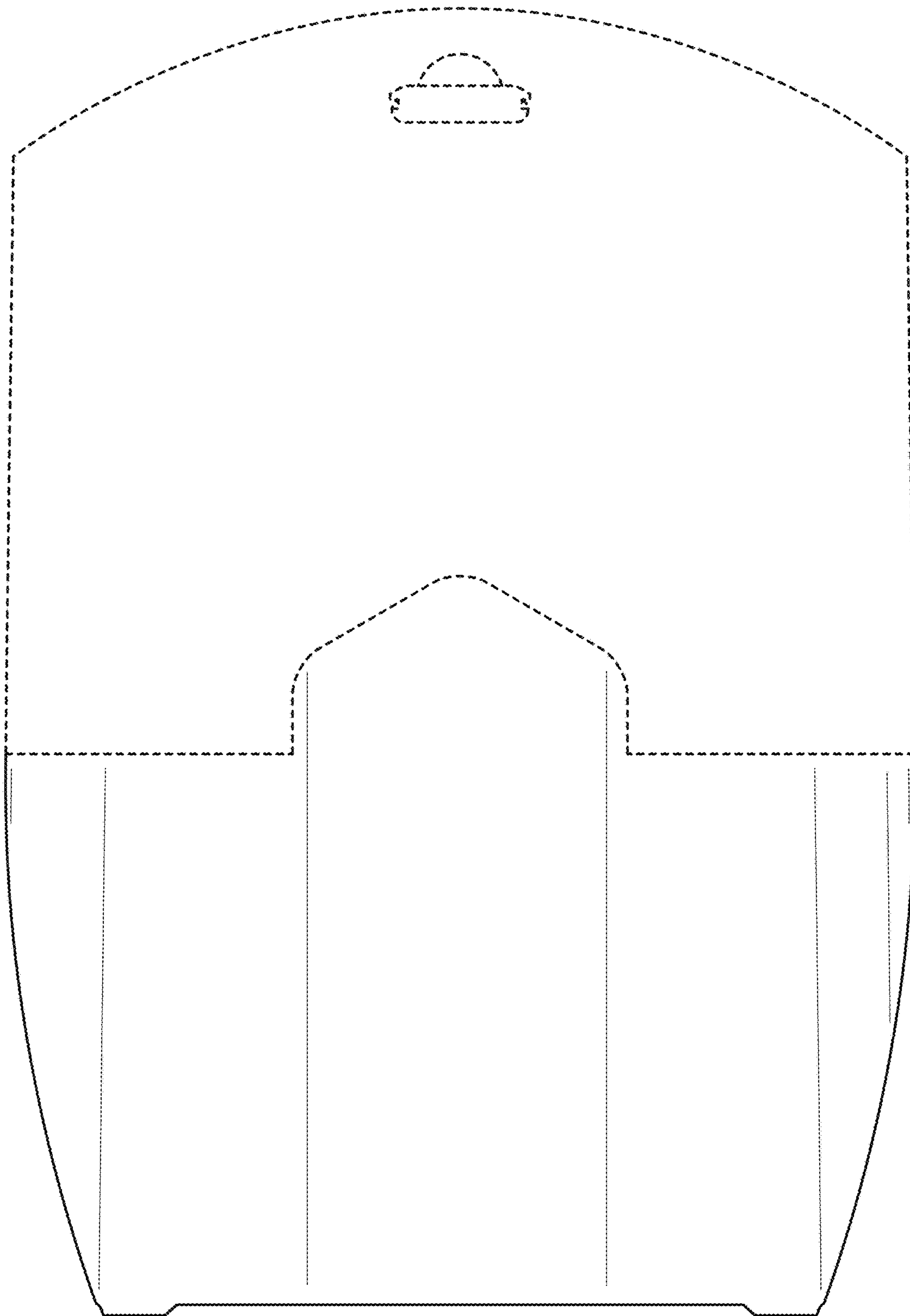


FIG. 9

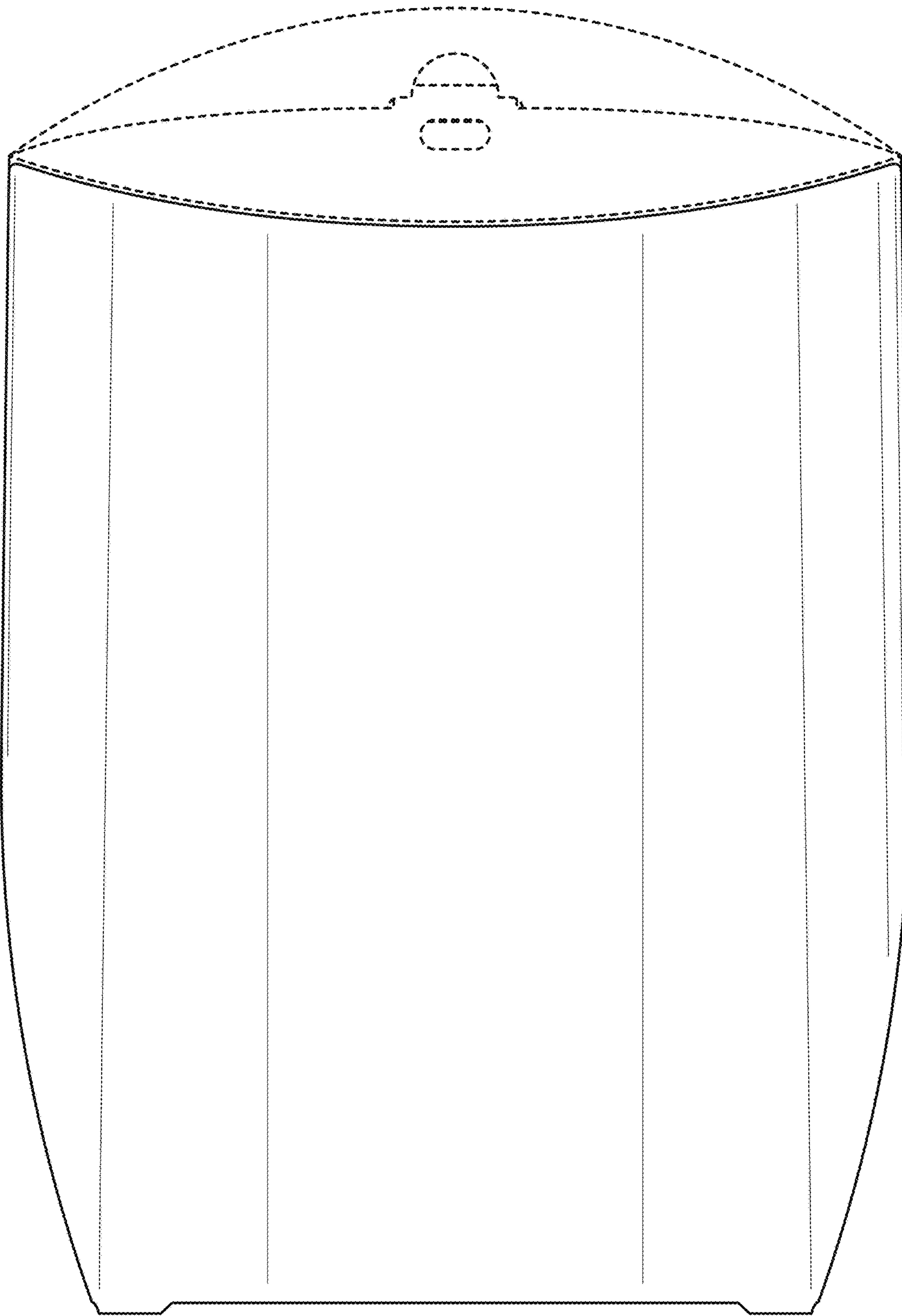


FIG. 10

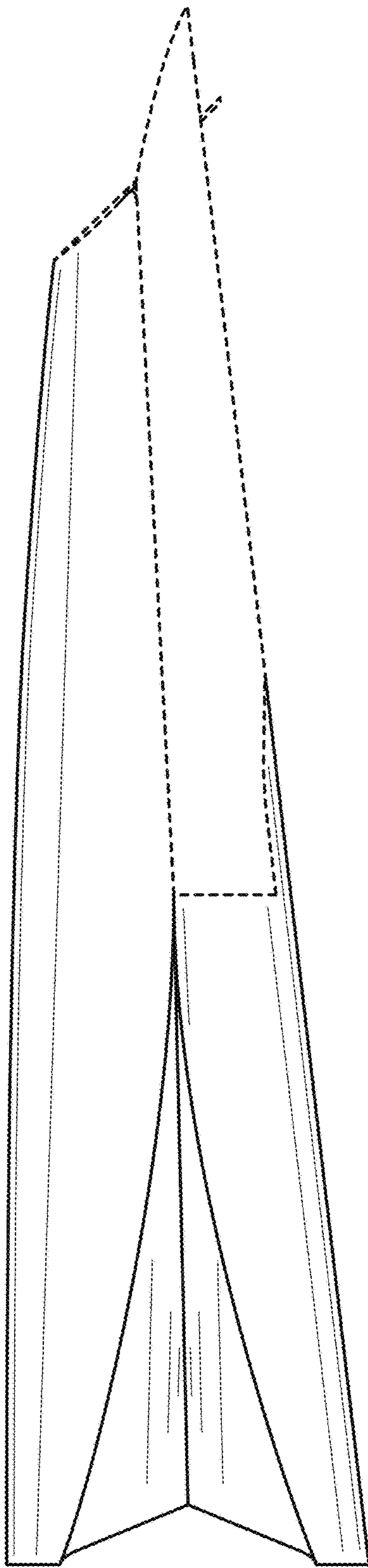


FIG. 11

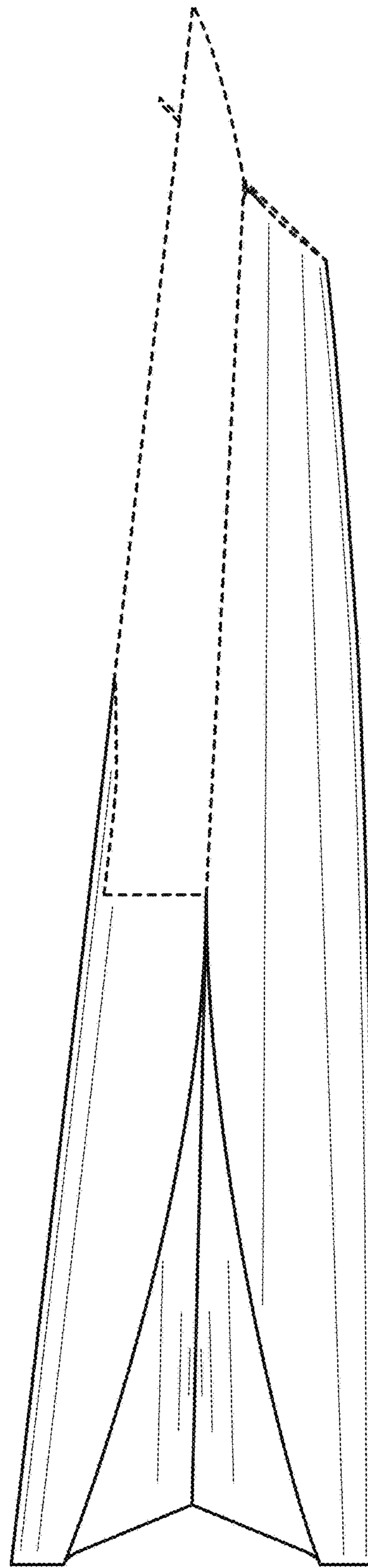


FIG. 12

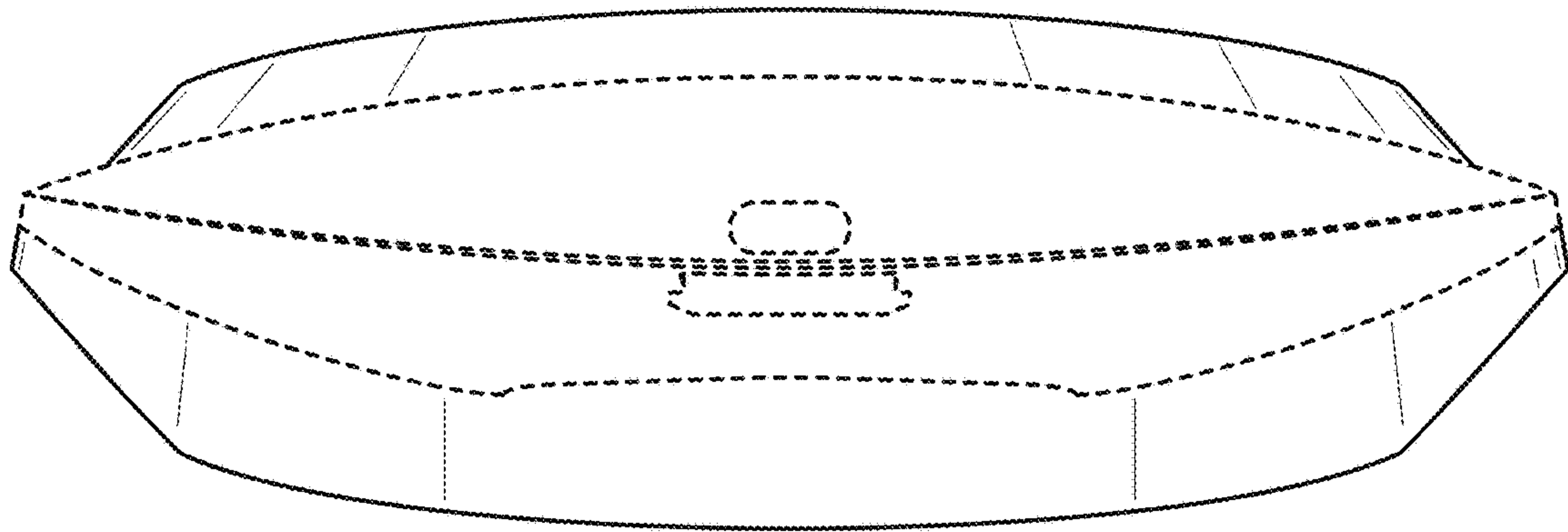


FIG. 13

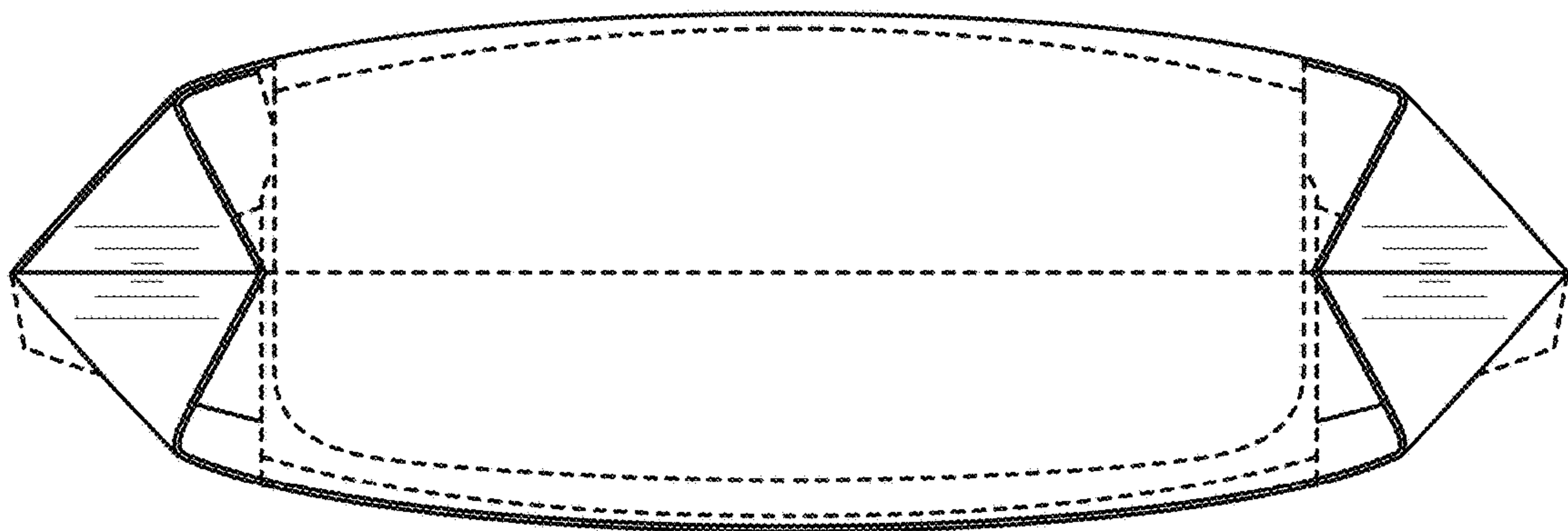


FIG. 14