



US00D784802S

(12) **United States Design Patent** (10) **Patent No.:** **US D784,802 S**
Cataudella et al. (45) **Date of Patent:** **** Apr. 25, 2017**

- (54) **PACKAGE**
- (71) Applicant: **The Procter & Gamble Company**,
Cincinnati, OH (US)
- (72) Inventors: **Matthew Corey Cataudella**, West
Chester, OH (US); **Holly Amber
Chisholm**, Cincinnati, OH (US);
Lauren May Althaus, Cincinnati, OH
(US)
- (73) Assignee: **The Procter & Gamble Company**,
Cincinnati, OH (US)
- (**) Term: **15 Years**
- (21) Appl. No.: **29/559,180**
- (22) Filed: **Mar. 25, 2016**
- (51) **LOC (10) Cl.** **09-03**
- (52) **U.S. Cl.**
USPC **D9/415**
- (58) **Field of Classification Search**
USPC D9/415, 418, 431, 709, 430, 707, 704,
D9/416, 710, 414, 703, 708, 434; D17/2;
D7/512; D30/124; 206/278
CPC B65D 81/055; B65D 5/029; B65H 55/046
See application file for complete search history.

(56) **References Cited**

U.S. PATENT DOCUMENTS

D306,561 S *	3/1990	Lee	D9/415
D308,338 S *	6/1990	Yeh	D9/415
D316,970 S *	5/1991	Dawson	D9/415
D318,611 S *	7/1991	Sherman	D9/710
D319,176 S *	8/1991	Sherman	D9/710
D319,976 S *	9/1991	Wortley	D9/707
D386,078 S *	11/1997	Harper	D9/415
D396,002 S *	7/1998	Bell	D9/707
D400,098 S *	10/1998	Wang	D9/415
D424,931 S *	5/2000	Teasdale	D9/415

D430,794 S *	9/2000	Parent-Inch	D9/416
D432,415 S *	10/2000	Teasdale	D9/415
D439,513 S *	3/2001	Teasdale	D9/415
D468,195 S *	1/2003	Bell	D9/707
6,672,762 B1 *	1/2004	Faircloth	B65D 5/029 206/278
D504,745 S *	5/2005	Leech	D30/124
D521,860 S *	5/2006	Lee	D9/415
D532,690 S *	11/2006	Oliveira	D9/431
D541,145 S *	4/2007	Copp	B65H 55/046 D9/415
D548,612 S *	8/2007	Berman	D9/708
D550,569 S *	9/2007	Berman	D9/707
D550,570 S *	9/2007	Berman	D9/708
D551,967 S *	10/2007	Hengami	D9/431
D591,150 S *	4/2009	Nomura	D9/434
D607,343 S *	1/2010	Poirier	D9/707
D634,646 S *	3/2011	Belko	D9/709
D640,551 S *	6/2011	Perkins-Stanaford	D9/431
D653,534 S *	2/2012	Shinn	D9/415
D656,841 S *	4/2012	Echavarria	D9/709

(Continued)

Primary Examiner — Rhea Shields

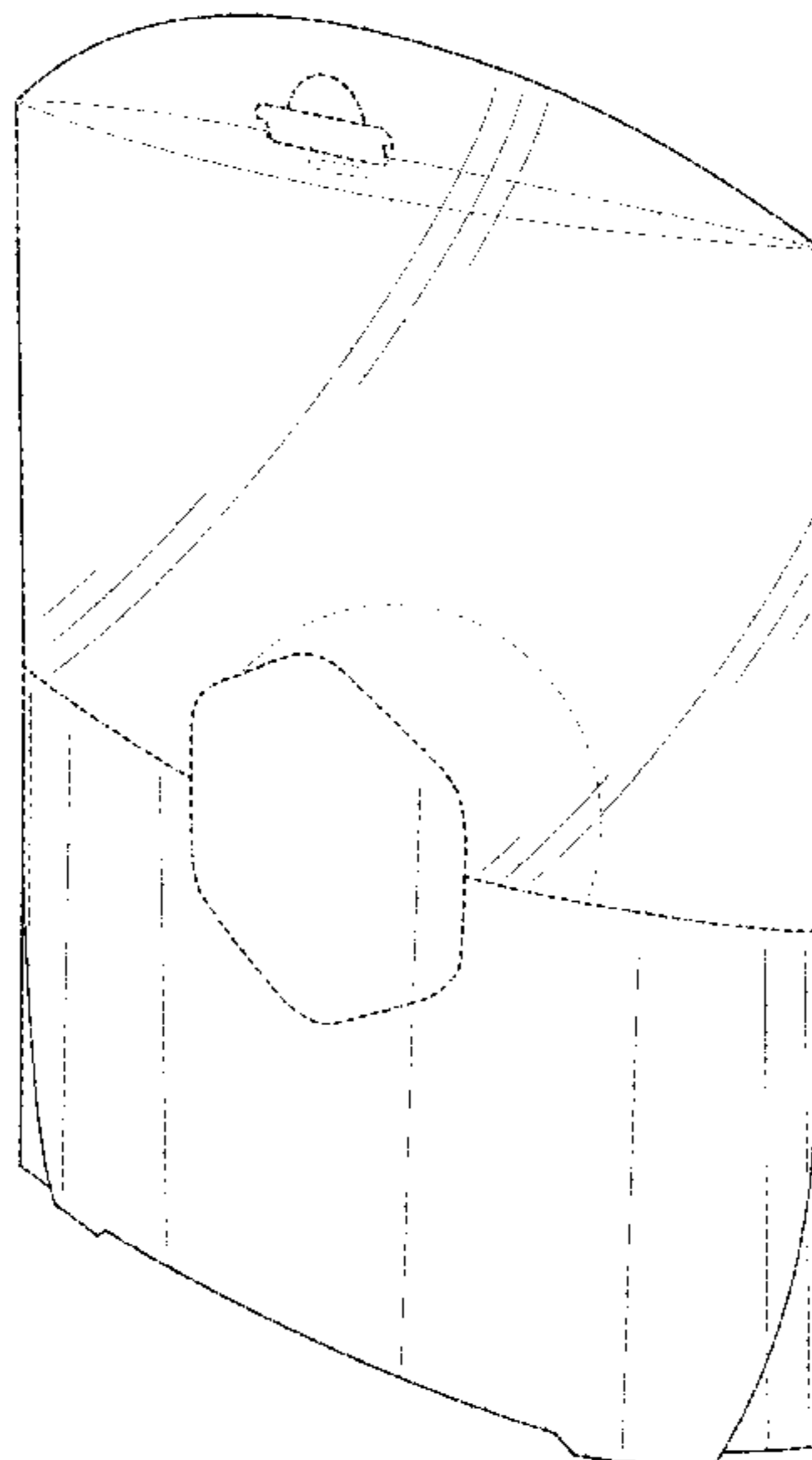
(57) **CLAIM**

The ornamental design for a package, as shown and described.

DESCRIPTION

FIG. 1 is a front perspective view of a package of our new design;
 FIG. 2 is a front view thereof;
 FIG. 3 is a back view thereof;
 FIG. 4 is a first side view thereof;
 FIG. 5 is a second side view thereof;
 FIG. 6 is a top view thereof; and,
 FIG. 7 is a bottom view thereof.
 In the drawings, the broken lines are for the purpose of illustrating environment only and form no part of the claimed design.

1 Claim, 5 Drawing Sheets



(56)

References Cited

U.S. PATENT DOCUMENTS

D665,446	S	*	8/2012	Mayer	D19/2
D700,836	S	*	3/2014	Lai	D9/415
D712,735	S	*	9/2014	McCracken	D9/430
D723,385	S	*	3/2015	Gaudard	D9/707
D723,935	S	*	3/2015	Short	D9/704
D735,571	S	*	8/2015	Futase	D9/416
D738,224	S	*	9/2015	Hogendoorn	D9/710
D744,822	S	*	12/2015	Piscopo	B65D 81/055
						D9/414
D753,993	S	*	4/2016	Simmons	D9/430
D758,179	S	*	6/2016	Beck	D9/415
D767,408	S	*	9/2016	Shuster	D9/703
D772,076	S	*	11/2016	Waldis	D7/512

* cited by examiner

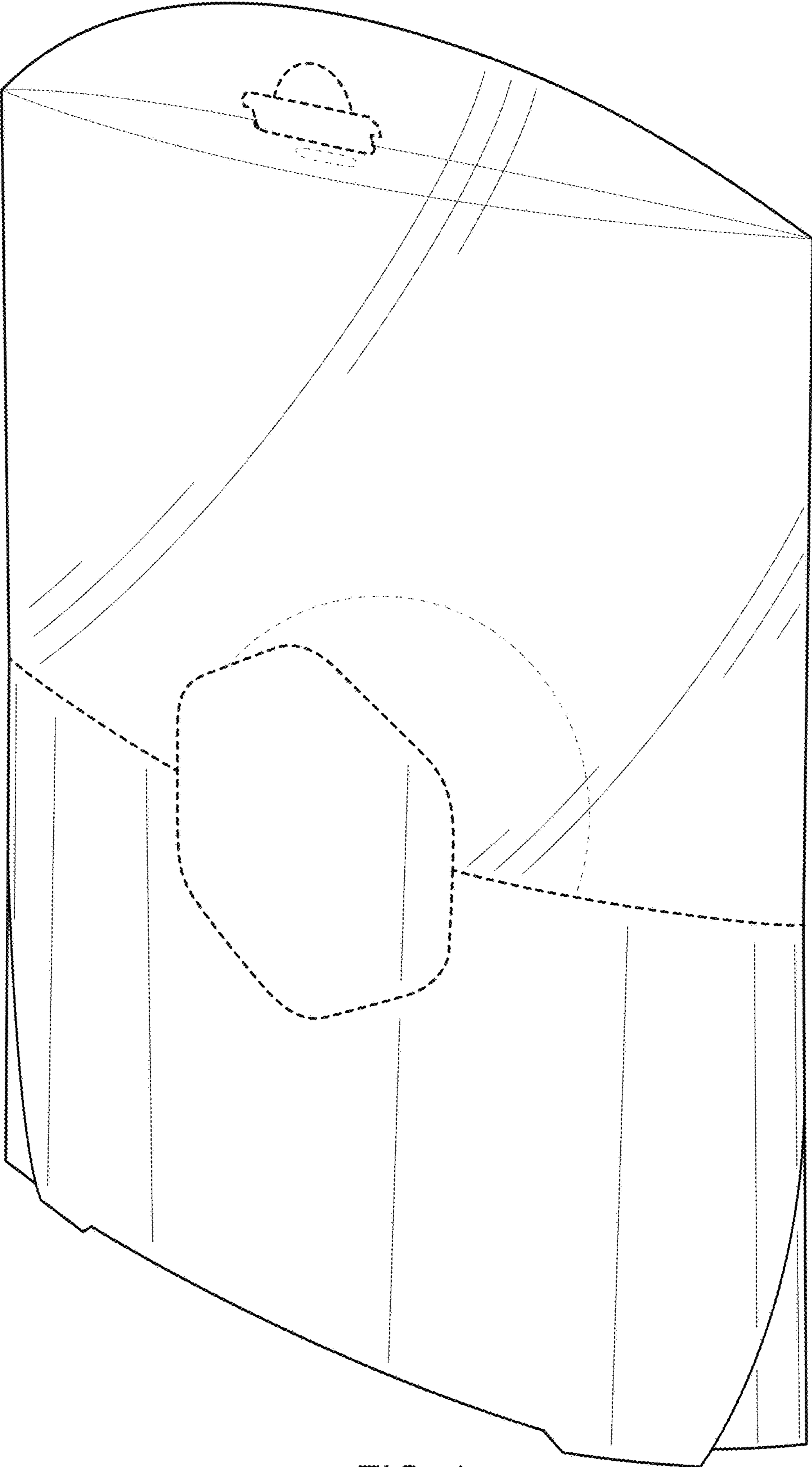


FIG. 1

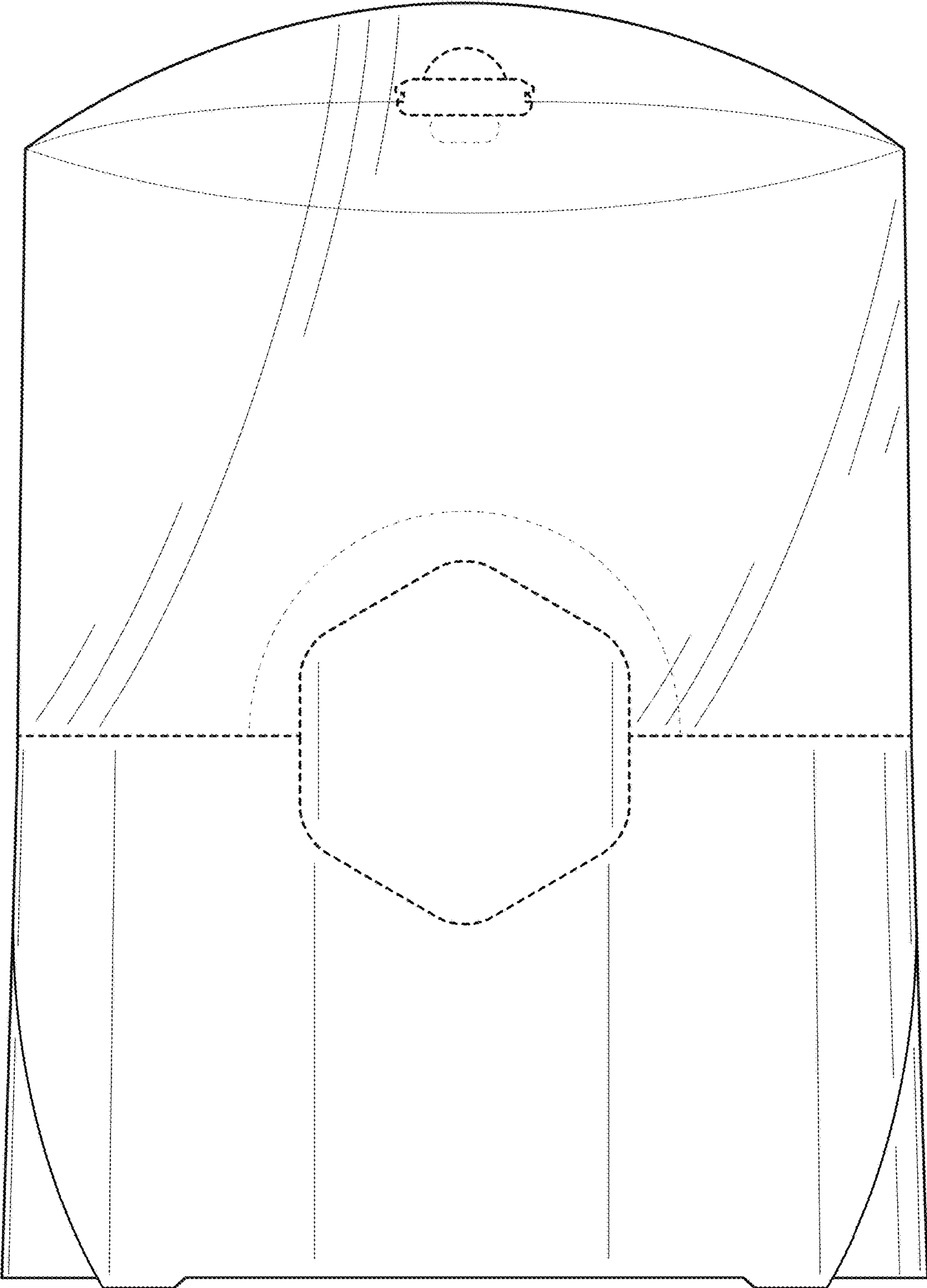


FIG. 2

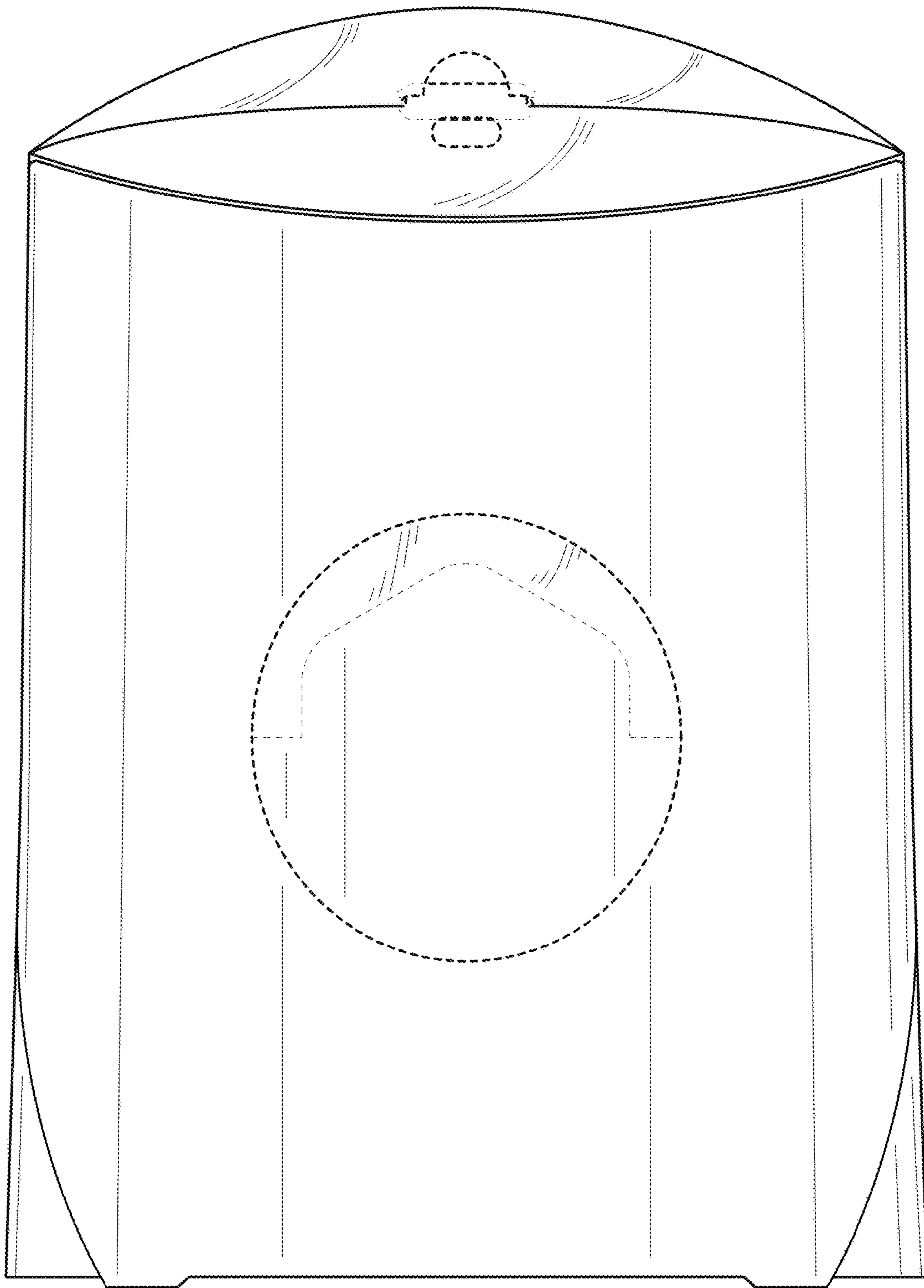


FIG. 3

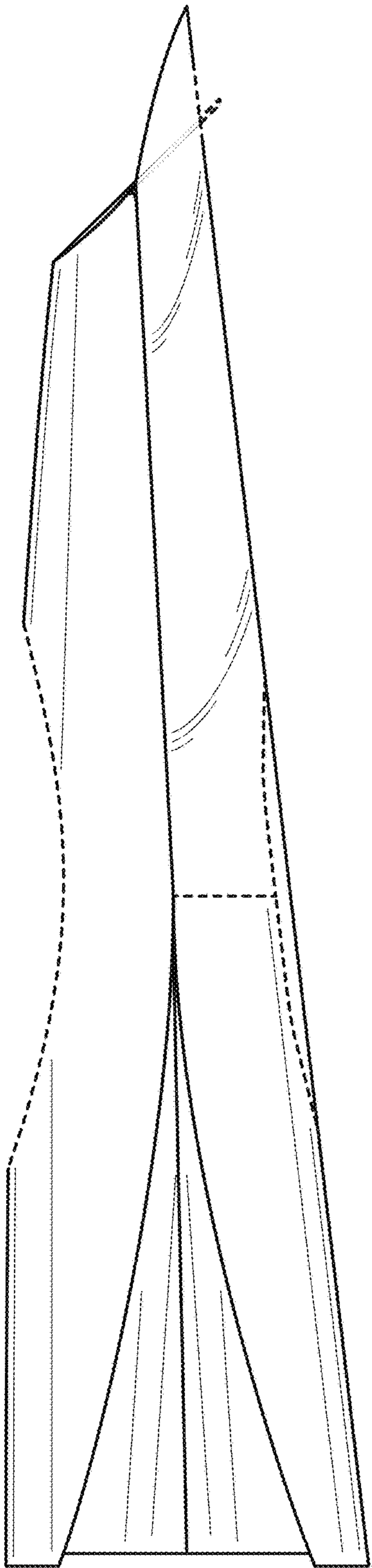


FIG. 4

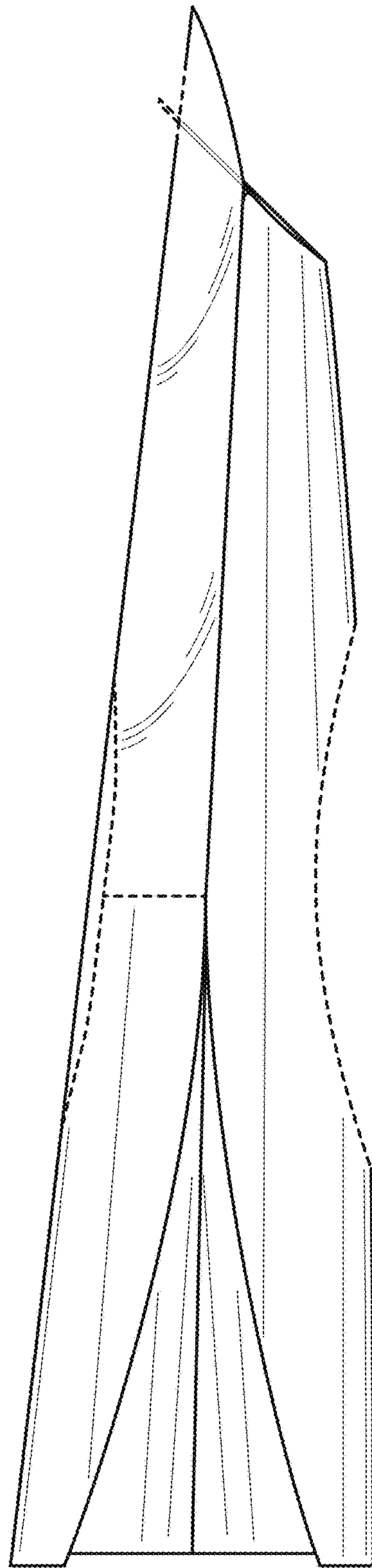


FIG. 5

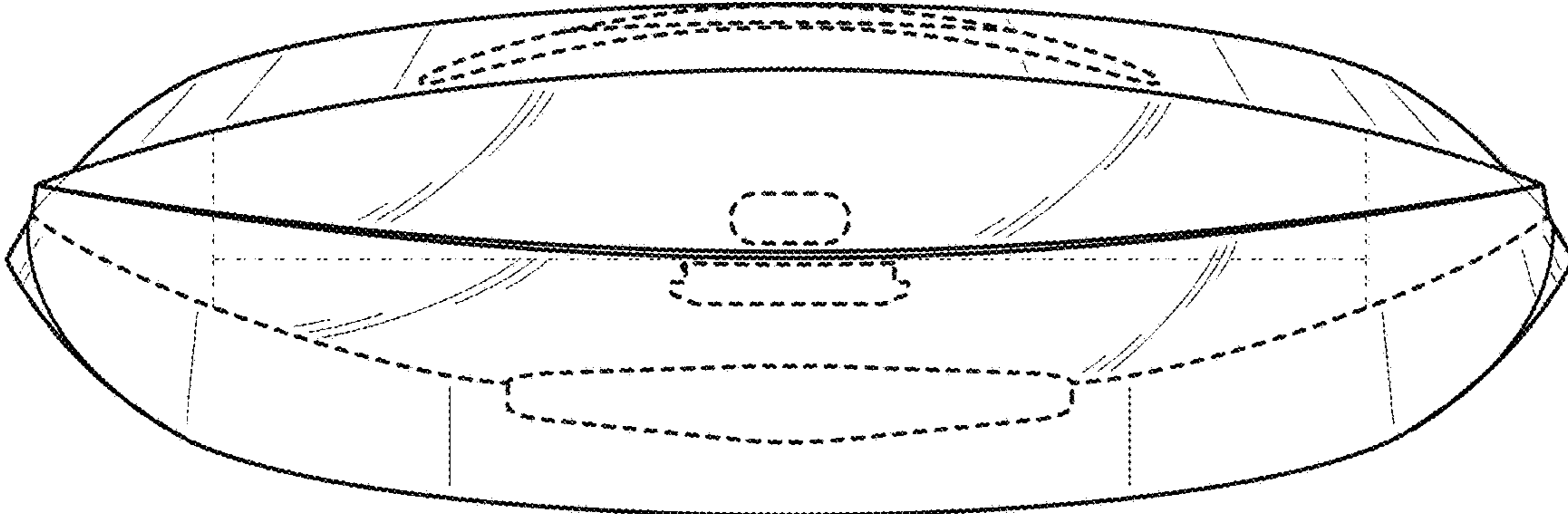


FIG. 6

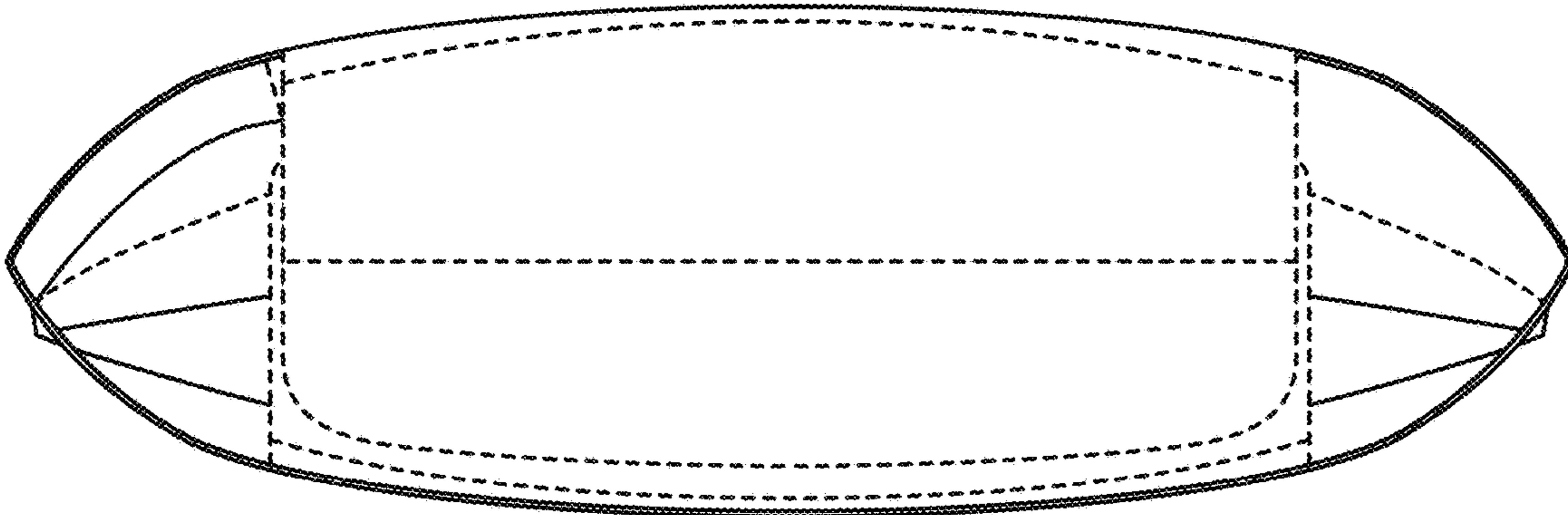


FIG. 7