



US00D784788S

(12) **United States Design Patent** (10) **Patent No.:** **US D784,788 S**  
**Weng et al.** (45) **Date of Patent:** **\*\* Apr. 25, 2017**

- (54) **VEHICLE HANDLEBAR LEVER**
- (71) Applicant: **Gogoro Inc.**, Hong Kong (CN)
- (72) Inventors: **Chien-Chih Weng**, New Taipei (TW);  
**Hsin-Wen Su**, Taipei (TW)
- (73) Assignee: **Gogoro Inc.**, Hong Kong (CN)
- (\*\*) Term: **14 Years**
- (21) Appl. No.: **29/508,551**
- (22) Filed: **Nov. 7, 2014**
- (51) **LOC (10) Cl.** ..... **08-06**
- (52) **U.S. Cl.**  
USPC ..... **D8/308**
- (58) **Field of Classification Search**  
USPC ..... D8/300-302, 307-309, 310, 311,  
D8/DIG. 10; D23/250, 252; 292/336.3;  
(Continued)

- (56) **References Cited**  
**U.S. PATENT DOCUMENTS**  
  
D30,281 S \* 2/1899 Stetler ..... D8/107  
4,193,318 A \* 3/1980 Golobay ..... B62L 3/02  
74/489  
(Continued)

- FOREIGN PATENT DOCUMENTS**  
  
CN 302456259 S 6/2013  
CN 302517506 S 7/2013  
(Continued)

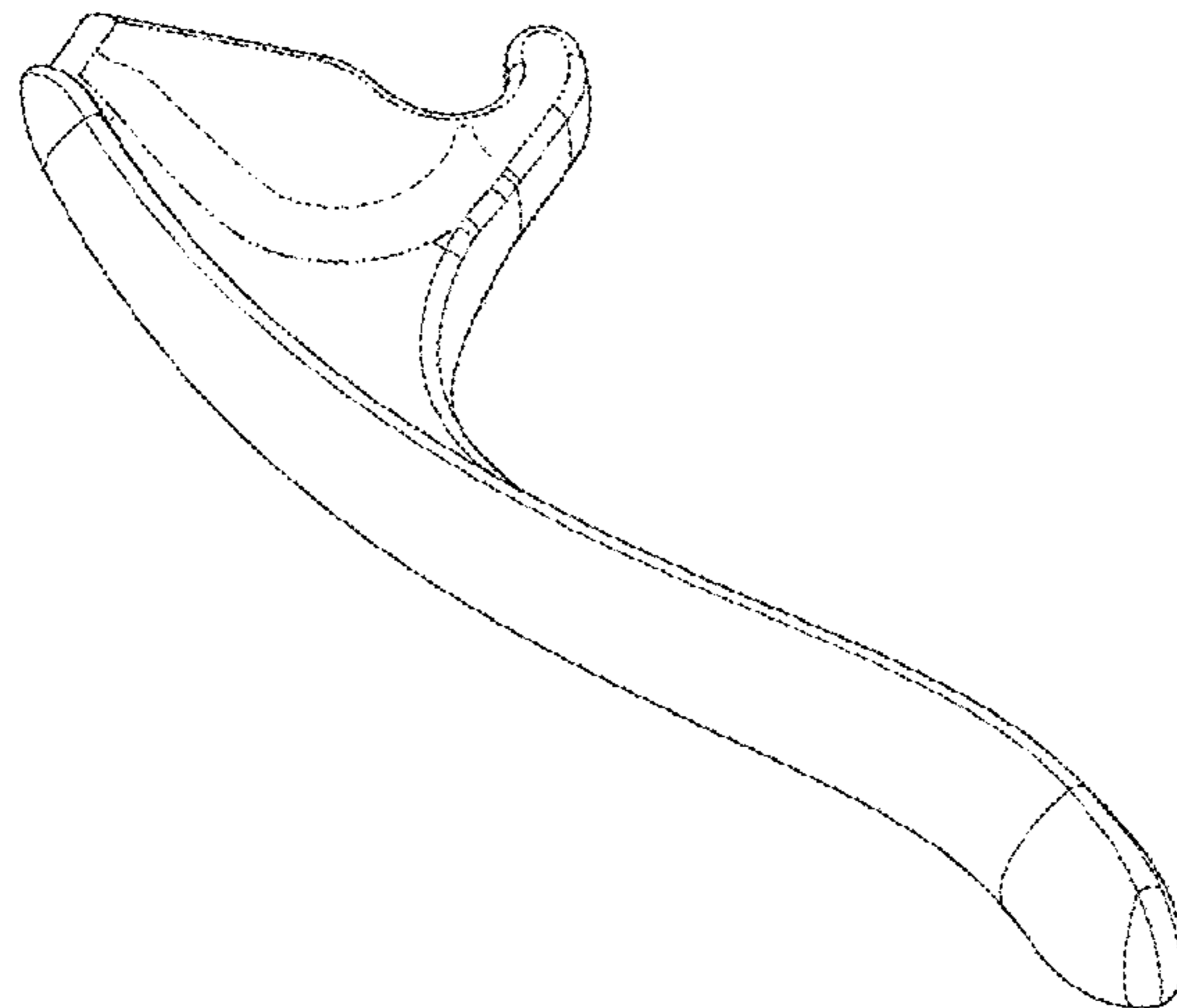
- OTHER PUBLICATIONS**  
  
Taiwanese Office Action dated Dec. 15, 2015, for corresponding  
TW Application No. 104303657, with English Translation, 10  
pages.  
(Continued)

*Primary Examiner* — Derrick Holland  
*Assistant Examiner* — Lauren Calve  
(74) *Attorney, Agent, or Firm* — Perkins Coie LLP

(57) **CLAIM**  
The ornamental design for a vehicle handlebar lever, as shown and described.

**DESCRIPTION**  
  
FIG. 1 is a front perspective view of a first embodiment of a vehicle handlebar lever showing our new design.  
FIG. 2 is a rear perspective view thereof.  
FIG. 3 is a right side elevational view thereof.  
FIG. 4 is a left side elevational view thereof.  
FIG. 5 is a top plan view thereof.  
FIG. 6 is a bottom plan view thereof.  
FIG. 7 is a front elevational view thereof.  
FIG. 8 is a rear elevational view thereof.  
FIG. 9 is a front perspective view of a second embodiment of a vehicle handlebar lever showing our new design.  
FIG. 10 is a rear perspective view thereof.  
FIG. 11 is a right side elevational view thereof.  
FIG. 12 is a left side elevational view thereof.  
FIG. 13 is a top plan view thereof.  
FIG. 14 is a bottom plan view thereof.  
FIG. 15 is a front elevational view thereof; and,  
FIG. 16 is a rear elevational view thereof.  
The dash-dot-dot-dash lines that abut a claimed surface represent an unclaimed boundary between claimed and unclaimed surfaces.  
The broken lines represent unclaimed subject matter and form no part of the claimed design.  
Our novel design also includes a third embodiment of a vehicle handlebar lever for an opposite side of a vehicle handlebar which is mirror symmetrical to FIGS. 1-8 and therefore not separately illustrated.  
Our novel design also includes a fourth embodiment of a vehicle handlebar lever for an opposite side of a vehicle handlebar which is mirror symmetrical to FIGS. 9-16 and therefore not separately illustrated.

**1 Claim, 14 Drawing Sheets**



(58) **Field of Classification Search**

USPC ... 74/489, 543, 551.1, 551.9, 553, 557, 558,  
74/558.5; 16/110.1, 412, 413, 422, 426,  
16/429; D12/179  
CPC ..... Y10T 16/44; Y10T 74/20612; Y10T  
74/20732; Y10T 16/458; Y10T 16/498;  
Y10T 16/469; Y10T 16/476; Y10T  
74/20744; Y10T 74/20864; Y10T  
16/4628; Y10T 74/20642; Y10T 16/473;  
Y10T 74/20762; Y10T 74/2042; Y10T  
74/20828; Y10T 16/459; Y10T 16/4713;  
Y10T 74/2014; Y10T 16/50; Y10T  
74/20438; Y10T 74/20582; Y10T  
74/20738; Y10T 16/48; Y10T 74/20618;  
Y10T 74/20684; Y10T 74/20624; Y10T  
74/20468; Y10T 16/61; Y10T 16/4719;  
Y10T 16/86; Y10S 16/30; Y10S 292/31;  
Y10S 292/53; Y10S 16/12; Y10S 292/23;  
Y10S 292/27; Y10S 292/30; Y10S  
292/63; E05B 85/16; E05B 1/0015; E05B  
77/06; E05B 79/06; E05B 85/18; E05B  
85/12; E05B 85/10; E05B 7/00; E05B  
1/0053; E05B 77/265

See application file for complete search history.

(56) **References Cited**

U.S. PATENT DOCUMENTS

D276,694 S \* 12/1984 Benedict ..... D8/107  
4,536,005 A 8/1985 Tanaka et al.  
4,715,465 A 12/1987 Takahashi et al.  
4,719,983 A 1/1988 Bruzzone  
4,800,980 A 1/1989 Hideo et al.  
4,903,799 A \* 2/1990 Romano ..... B62L 3/02  
188/2 D  
D314,166 S 1/1991 Shively et al.  
D361,741 S 8/1995 Sofue et al.  
5,778,729 A \* 7/1998 Tsai ..... B62K 23/06  
74/489  
D399,174 S 10/1998 Takeshita et al.  
5,887,486 A \* 3/1999 Lin ..... B62K 23/06  
74/489  
D420,561 S \* 2/2000 Kunkler ..... D32/52  
6,035,742 A \* 3/2000 Hollingsworth ..... B62K 21/26  
74/551.8  
6,101,895 A \* 8/2000 Yamane ..... B62K 23/04  
74/489  
D442,529 S \* 5/2001 Terasawa ..... D12/179  
6,393,935 B1 \* 5/2002 Chen ..... B60T 7/06  
74/489  
D473,830 S \* 4/2003 Ito ..... D12/179  
D480,661 S 10/2003 Kawawa et al.  
D490,750 S 6/2004 Hoshino  
D503,908 S 4/2005 Tomomatsu et al.

D514,987 S 2/2006 Hsiao  
D523,534 S \* 6/2006 Fritz ..... D23/252  
D526,185 S \* 8/2006 Hung ..... D8/107  
D529,415 S 10/2006 Shimada et al.  
D532,873 S \* 11/2006 Soriano ..... D23/252  
D537,386 S 2/2007 Mizuta et al.  
D537,756 S 3/2007 Kitayama et al.  
7,219,573 B2 \* 5/2007 Dal Pra' ..... B62K 23/06  
74/502.2  
D547,158 S \* 7/2007 Bodum ..... D8/300  
D567,623 S \* 4/2008 Lehmann ..... D8/107  
D574,300 S 8/2008 Kitayama et al.  
7,424,863 B2 \* 9/2008 Tsai ..... G10K 1/072  
116/148  
D601,401 S \* 10/2009 Neidich ..... D8/307  
D602,402 S 10/2009 Takahashi et al.  
D610,490 S 2/2010 Wong  
7,793,565 B2 \* 9/2010 Orrico ..... B62K 23/06  
74/502.2  
D629,721 S 12/2010 Takeno et al.  
D644,961 S 9/2011 Watanabe et al.  
D654,402 S 2/2012 Lambri et al.  
D655,790 S \* 3/2012 Kwok ..... D23/252  
D657,722 S 4/2012 Lambri et al.  
8,166,845 B2 \* 5/2012 Liu ..... B62K 23/06  
74/523  
D662,860 S 7/2012 Devernay et al.  
D670,205 S 11/2012 Takakuwa et al.  
D678,128 S 3/2013 Lambri et al.  
D678,129 S 3/2013 Kubota et al.  
D680,042 S \* 4/2013 Owyang ..... D12/179  
D721,255 S \* 1/2015 Lee ..... D8/107  
D726,076 S 4/2015 Arai et al.  
D730,147 S \* 5/2015 Wu ..... D8/308  
2002/0078789 A1 \* 6/2002 Chen ..... B62K 23/06  
74/551.8  
2010/0269622 A1 \* 10/2010 Liu ..... B62K 23/06  
74/501.6  
2015/0336628 A1 \* 11/2015 Miyazaki ..... B62K 23/06  
74/551.9

FOREIGN PATENT DOCUMENTS

TW D114554 12/2006  
TW D141327 7/2011  
TW D151616 S1 2/2013  
TW D159112 S 3/2014  
TW D160979 S 6/2014

OTHER PUBLICATIONS

Taiwanese Office Action dated Jul. 7, 2015, for corresponding TW Application No. 103306718, with English Translation, 7 pages.  
Taiwanese Office Action with English Translation dated Jun. 11, 2015, for corresponding TW Application No. 103306726, 6 pages.  
Taiwanese Office Action with English Translation dated Apr. 9, 2015, for corresponding TW Application No. 103306720, 5 pages.

\* cited by examiner

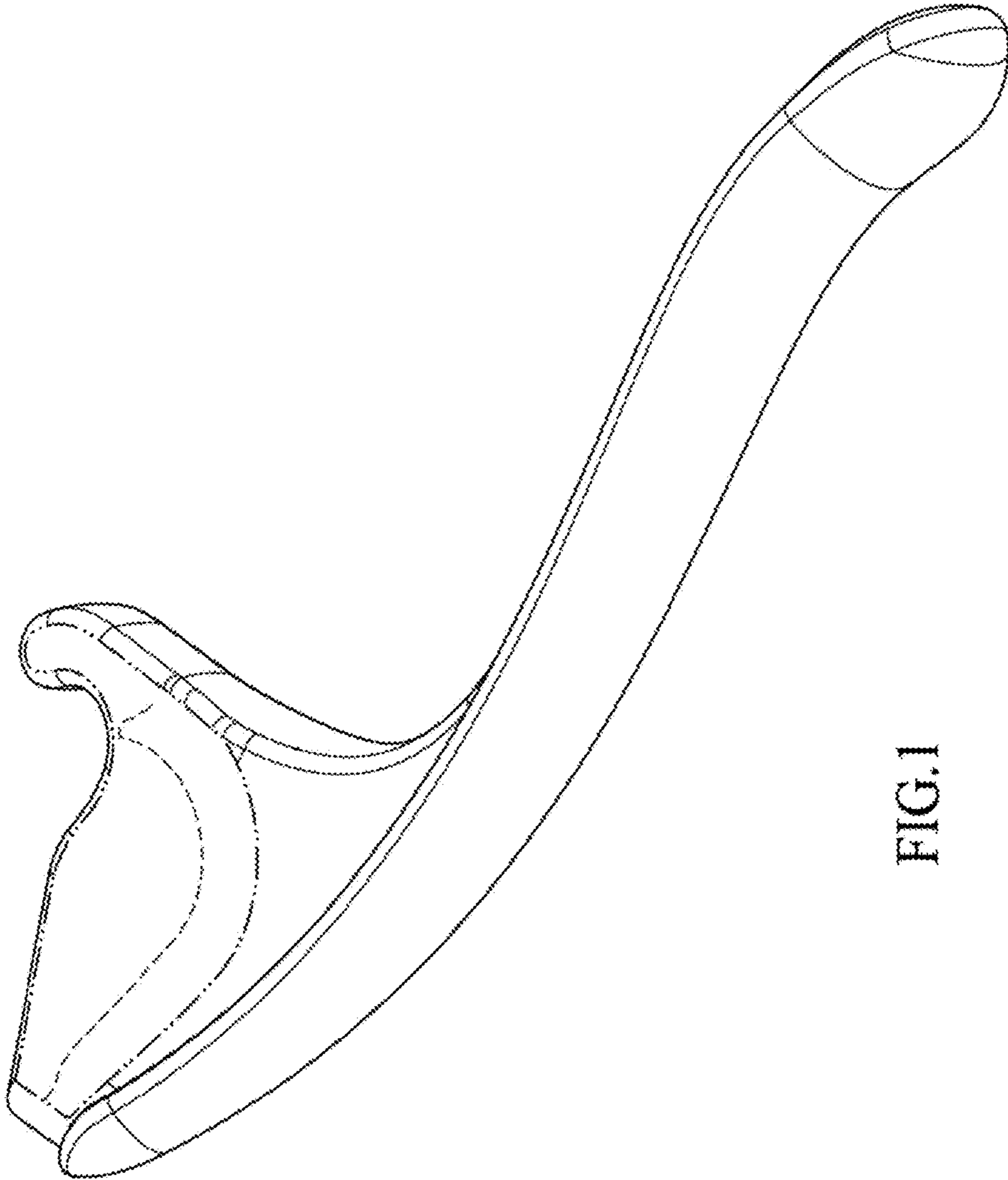


FIG. 1

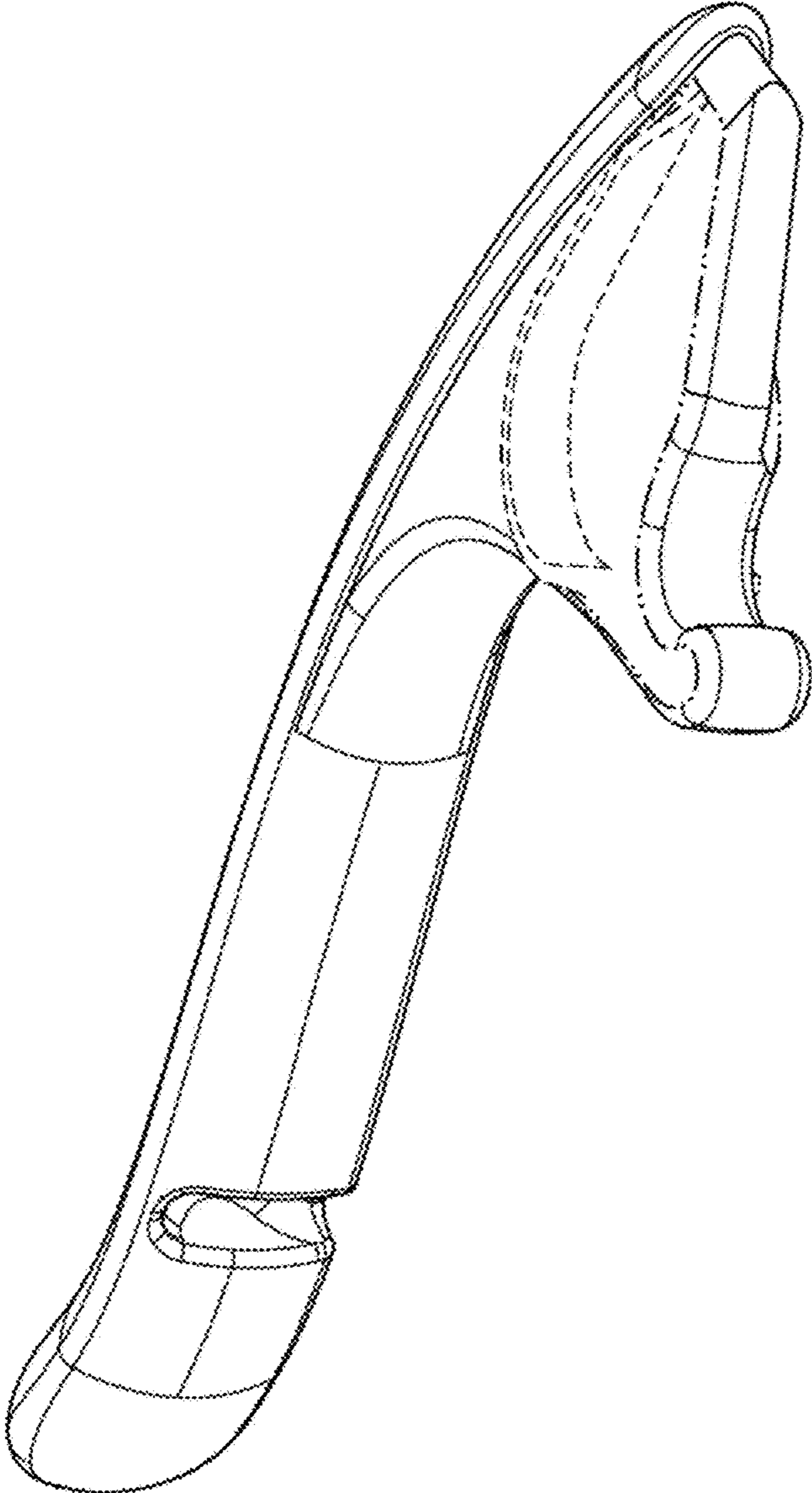


FIG.2

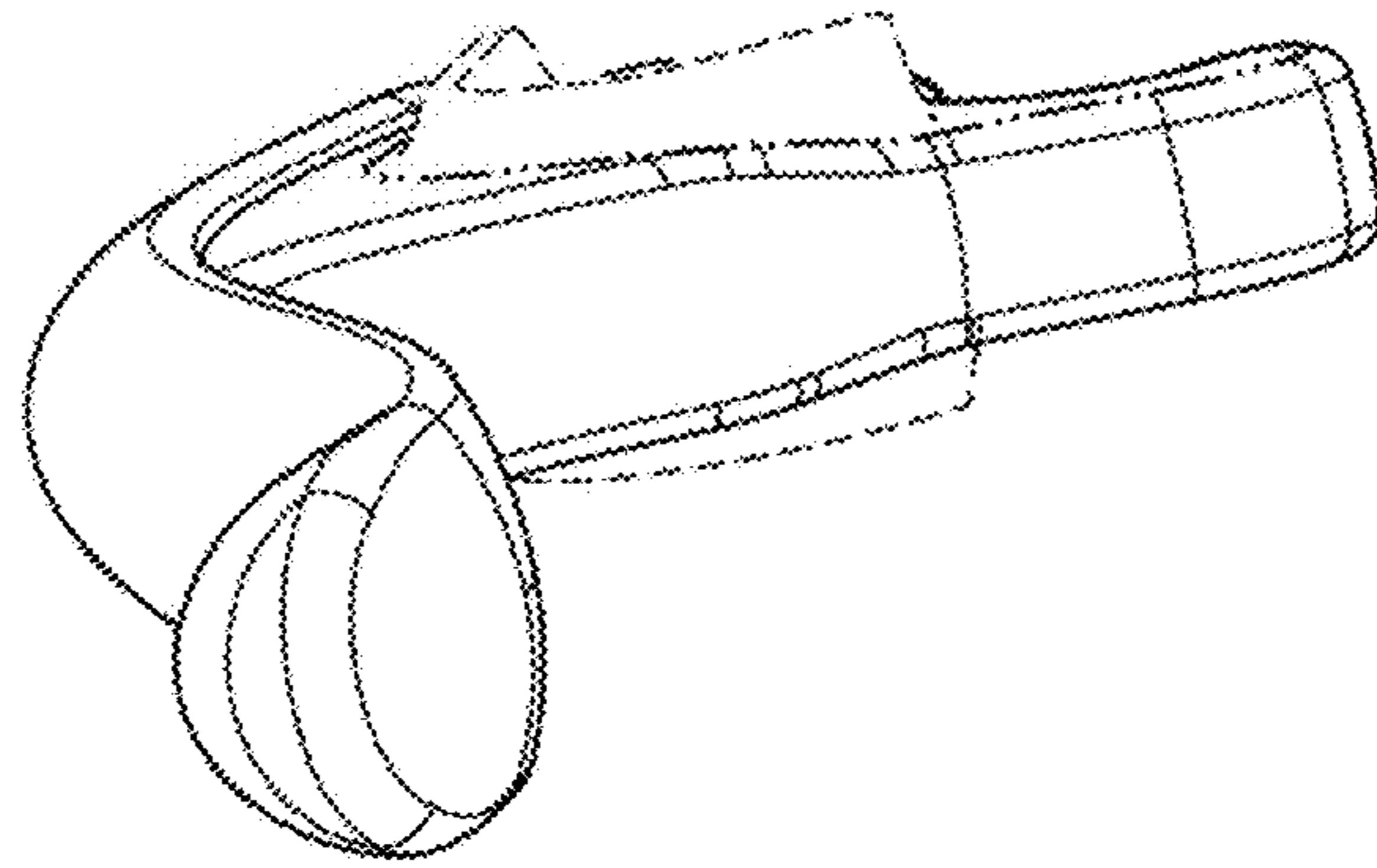


FIG.3

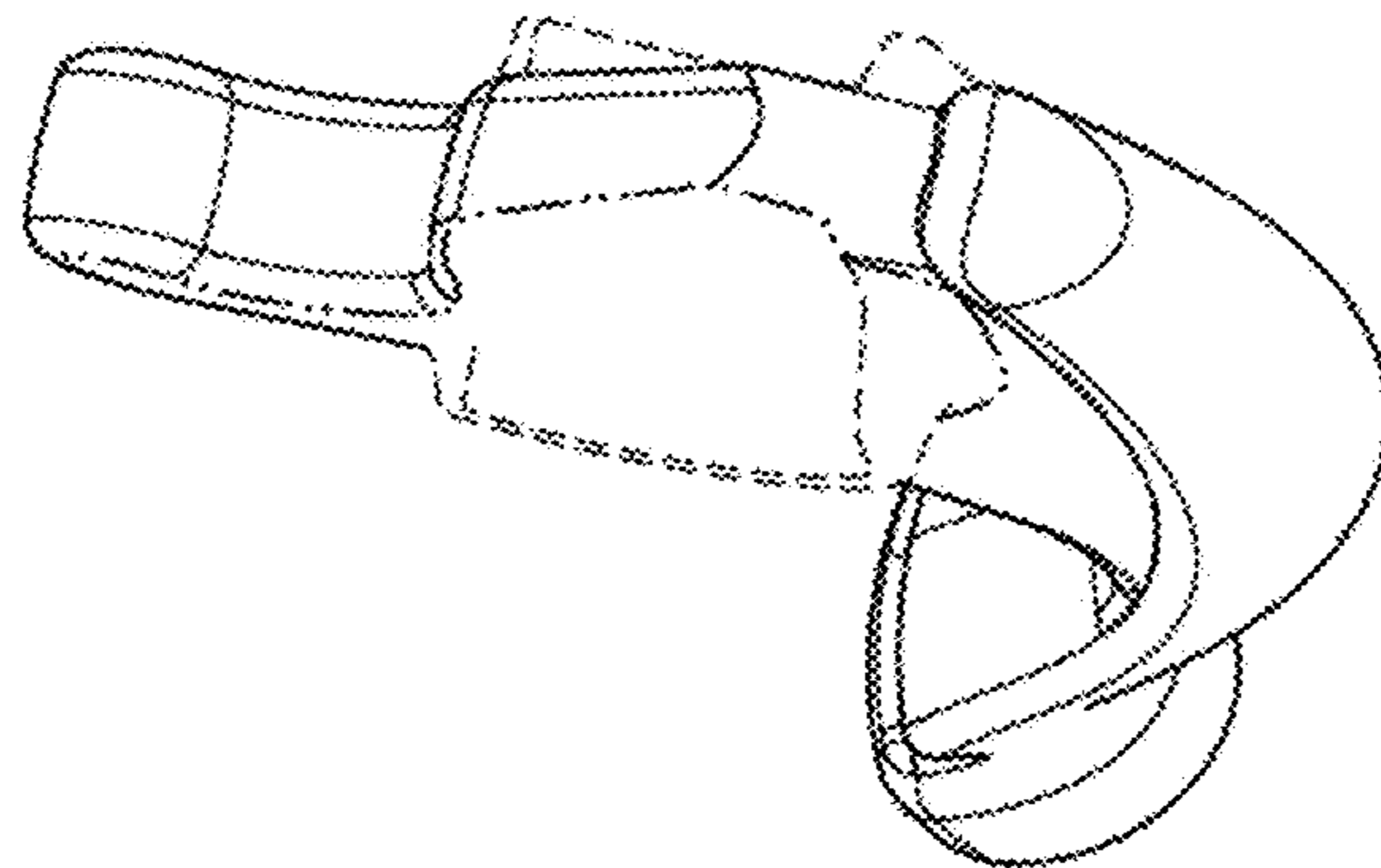


FIG.4

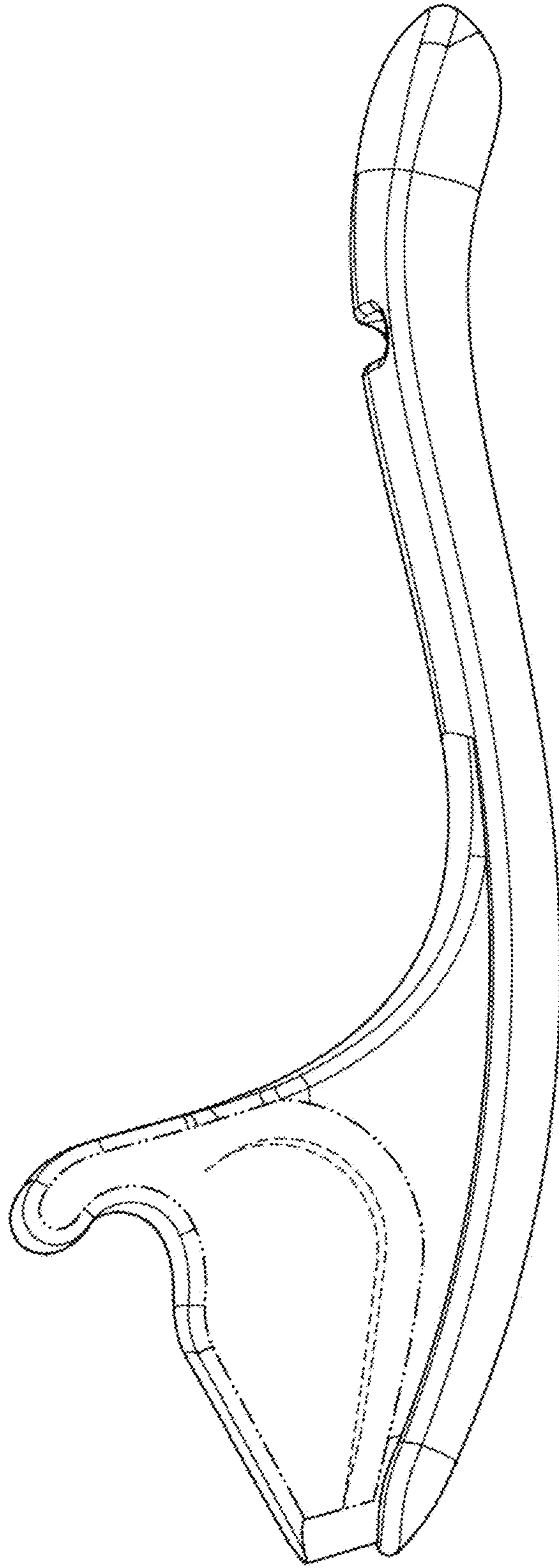


FIG.5

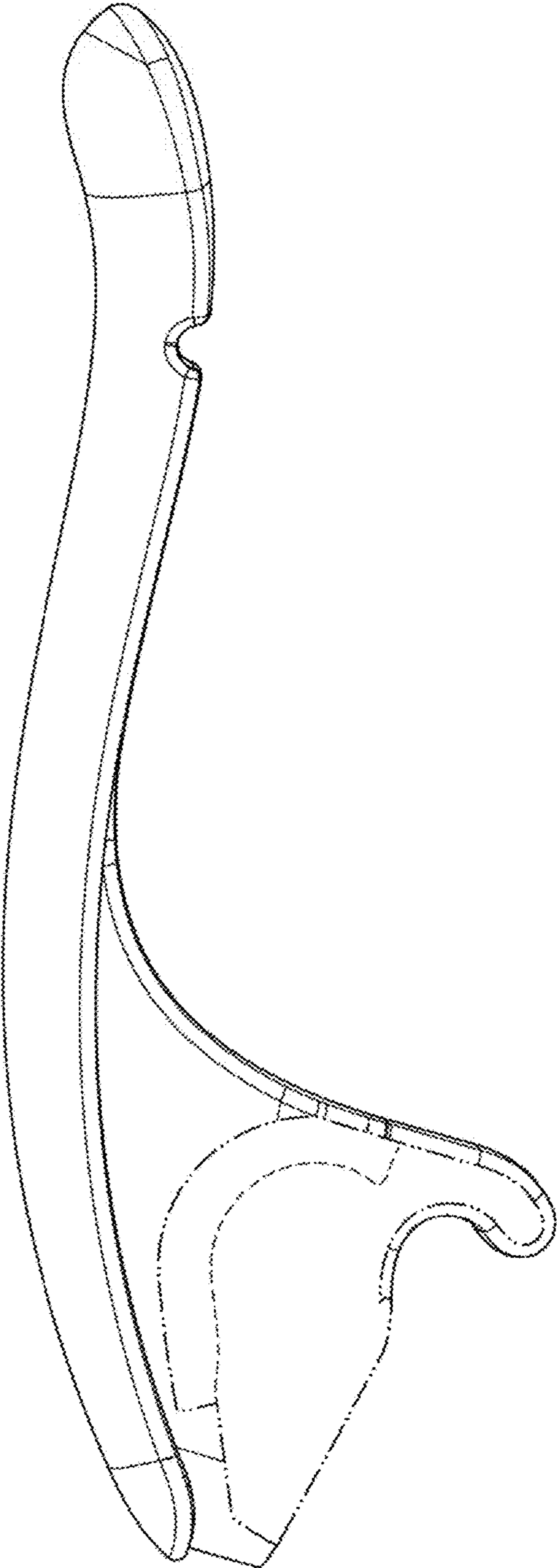


FIG.6




FIG.7



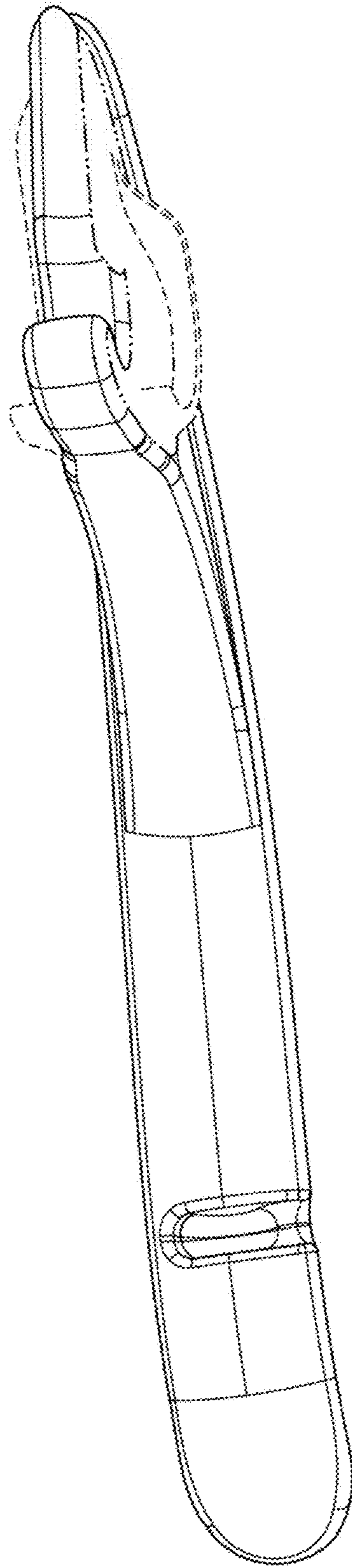


FIG.8

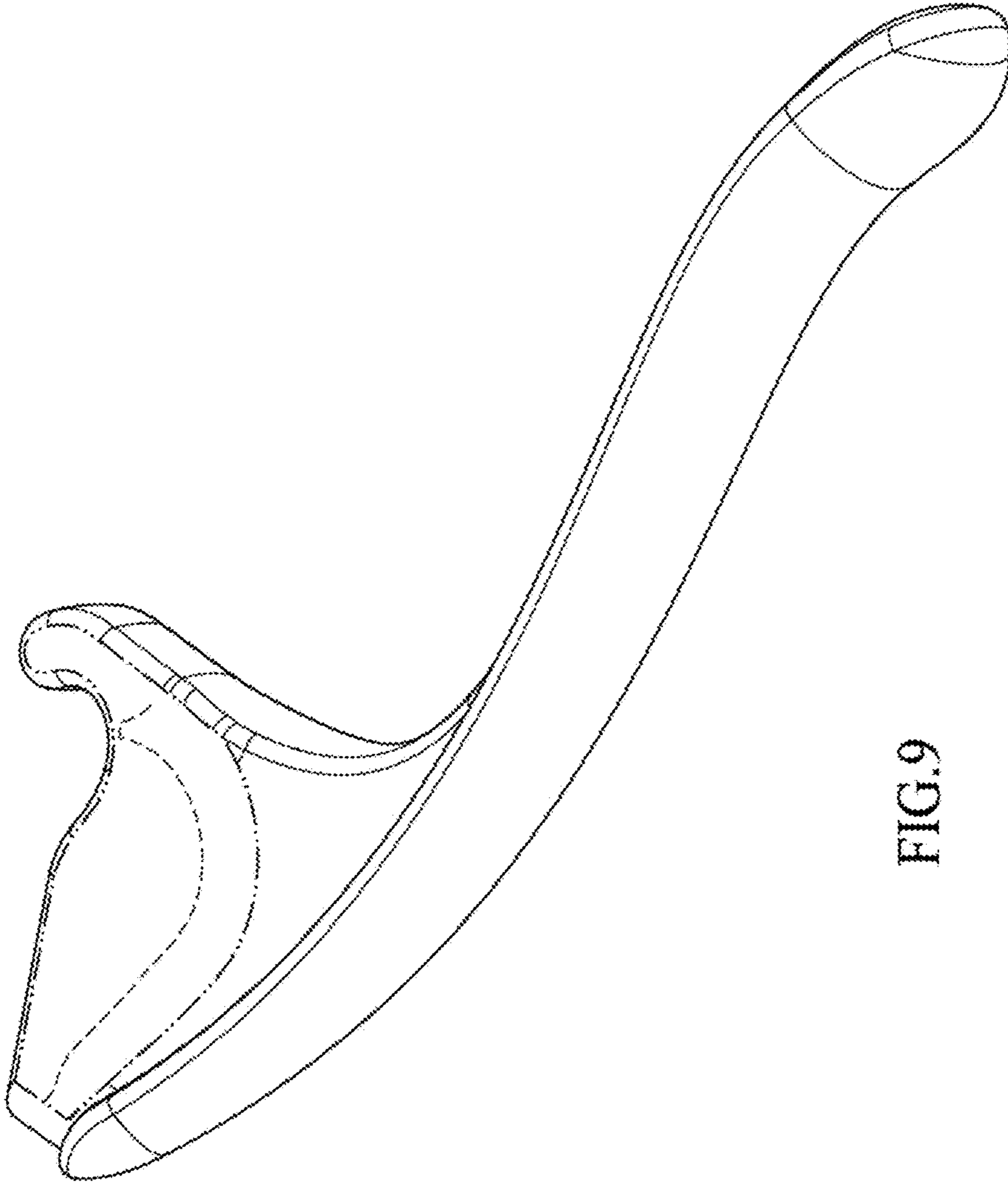


FIG.9

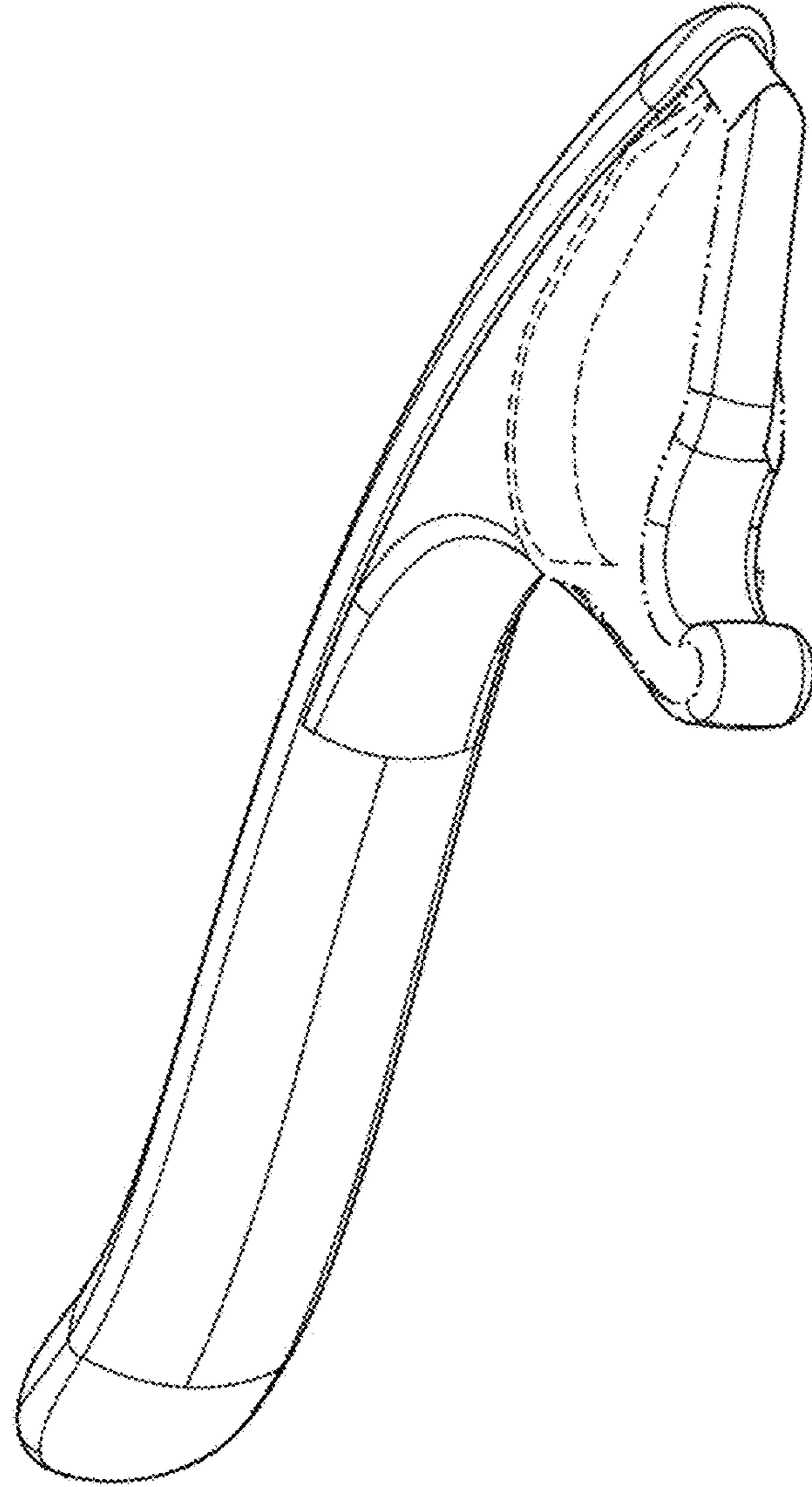


FIG.10

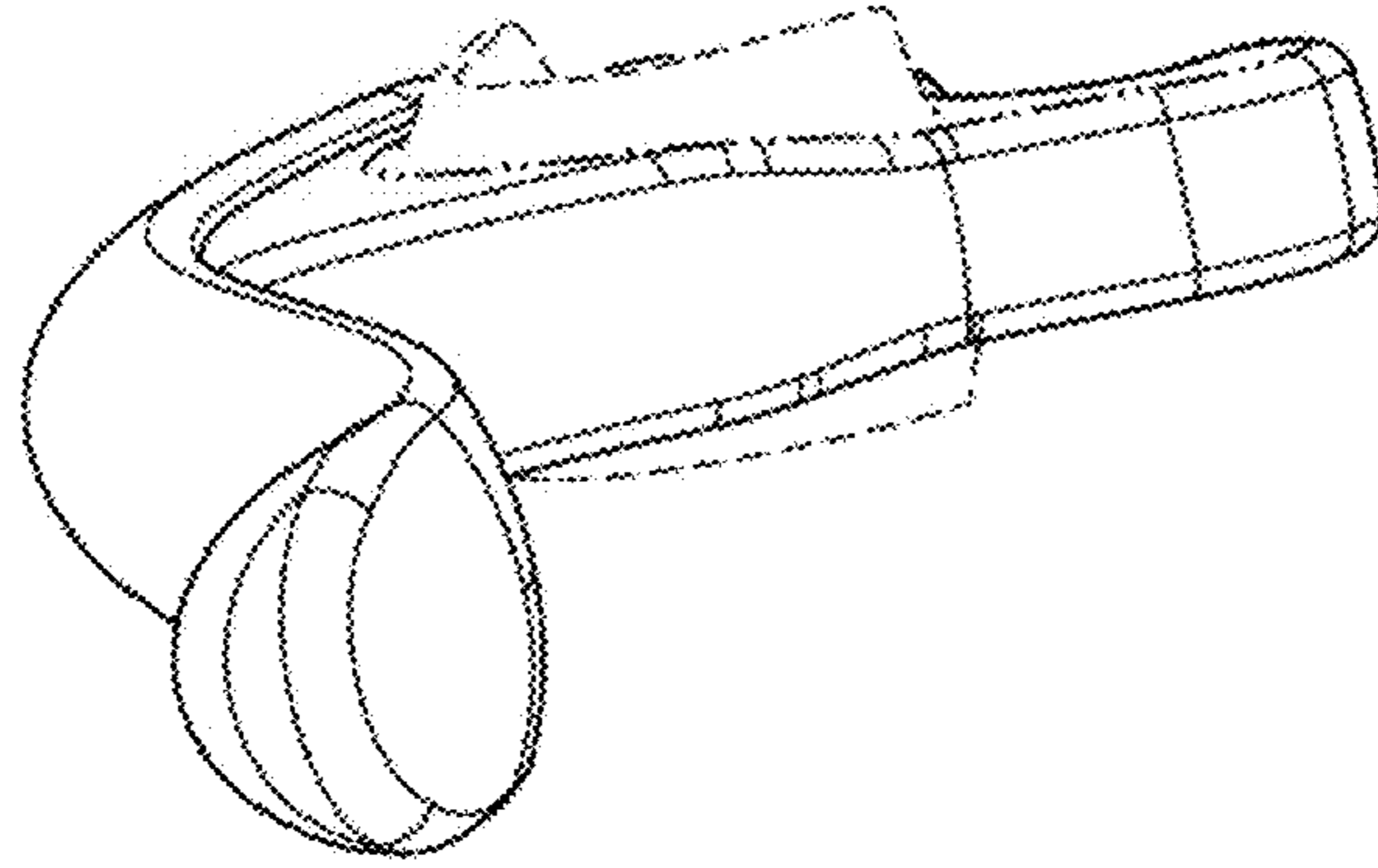


FIG. 11

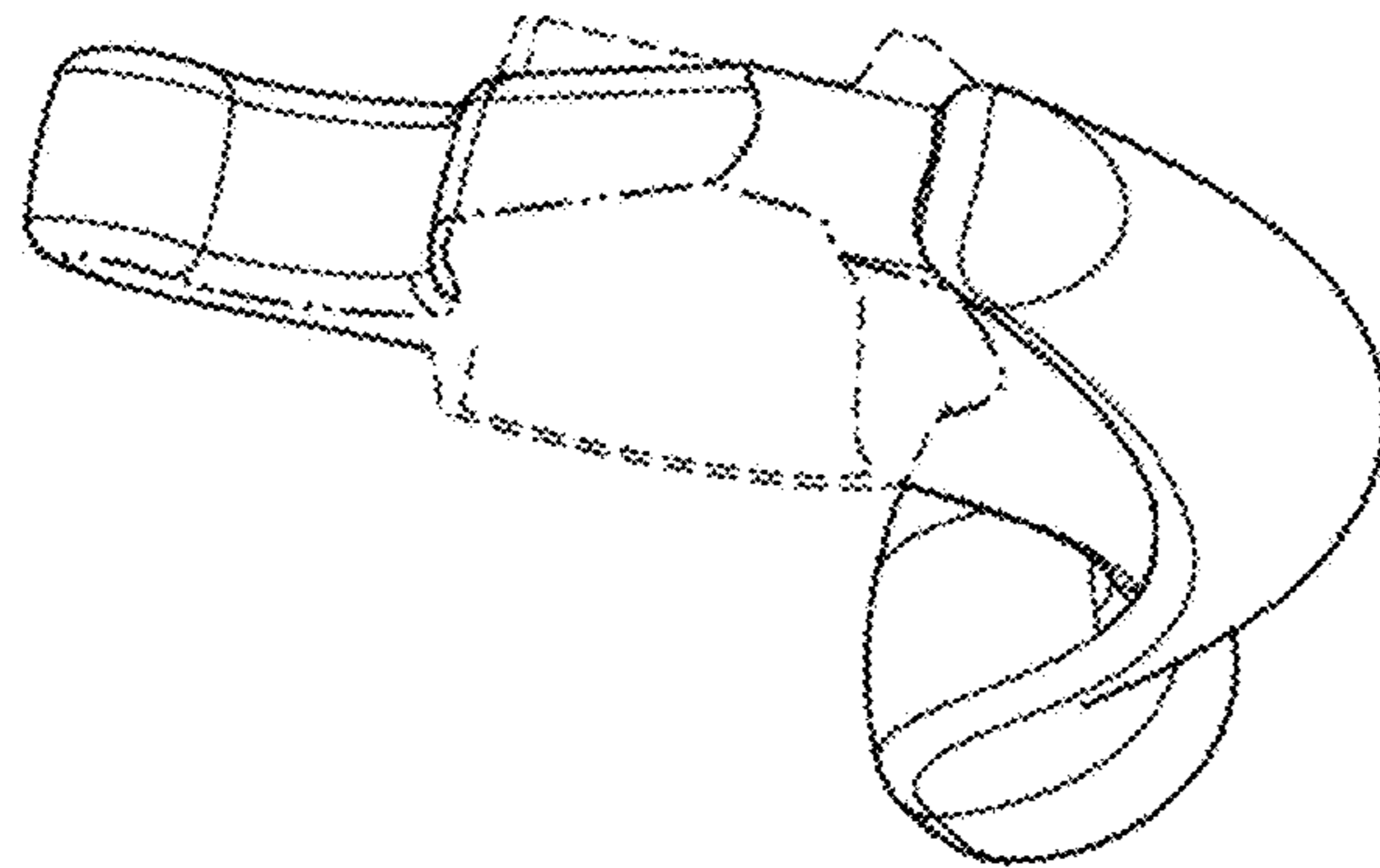


FIG. 12

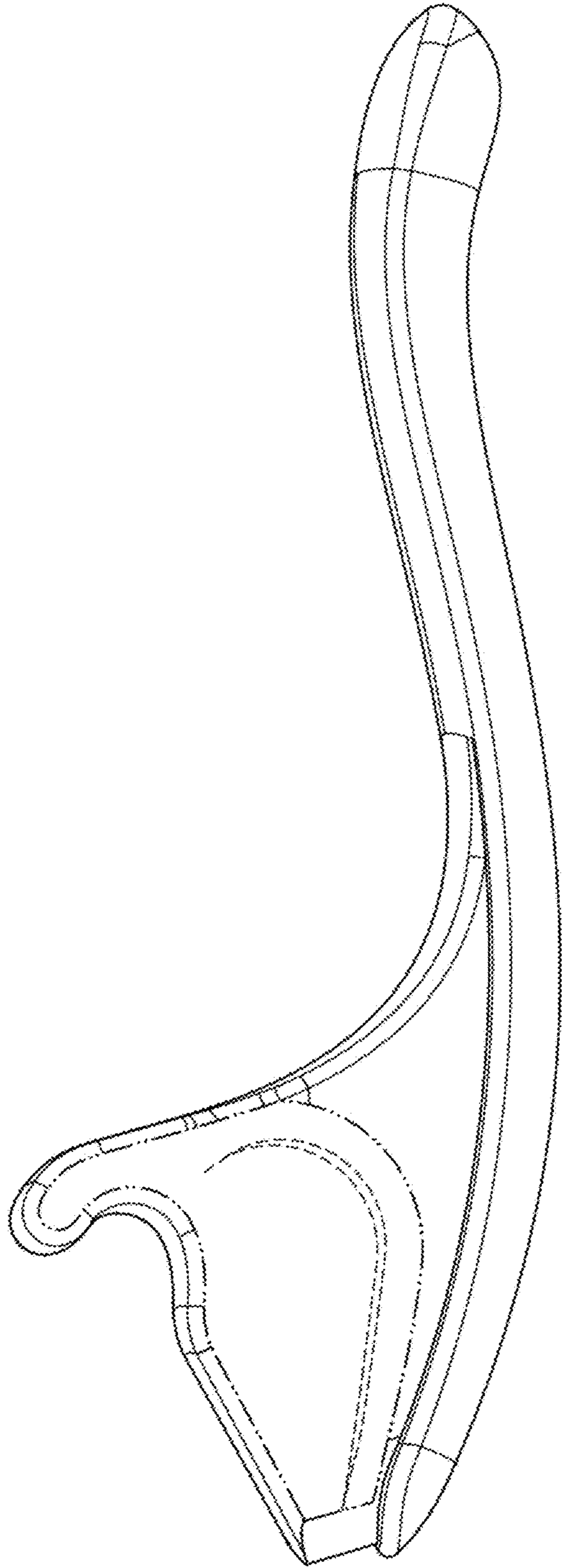


FIG.13

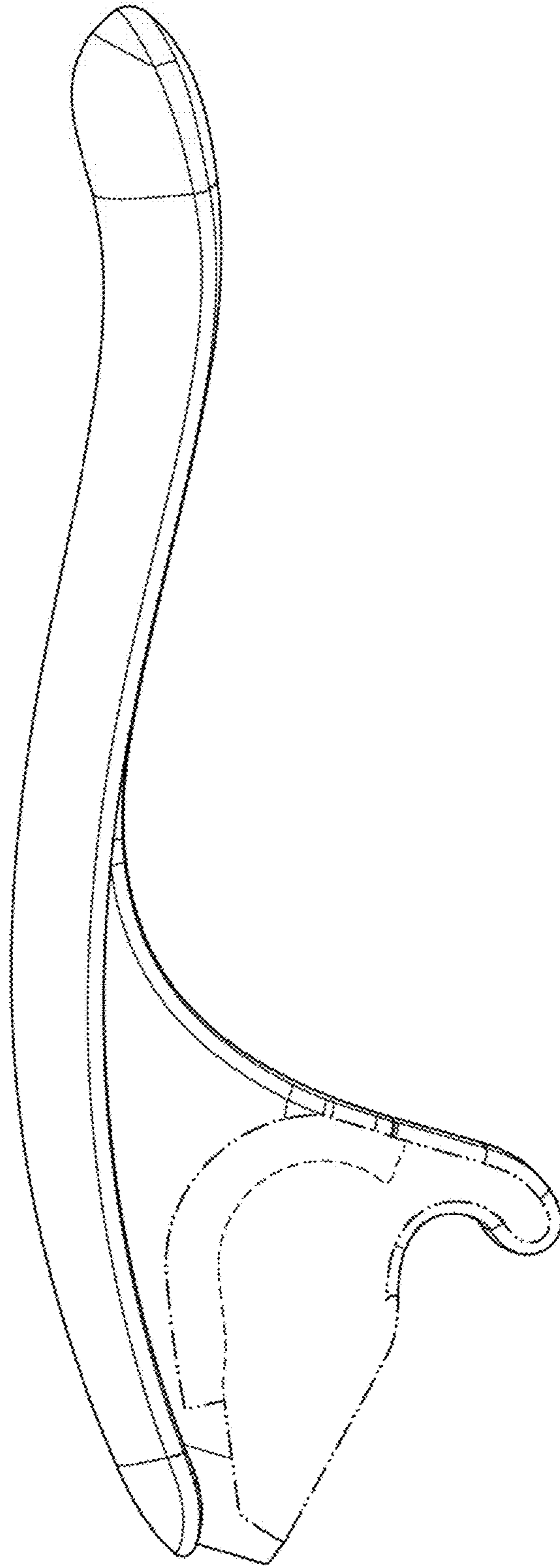


FIG.14




FIG.15

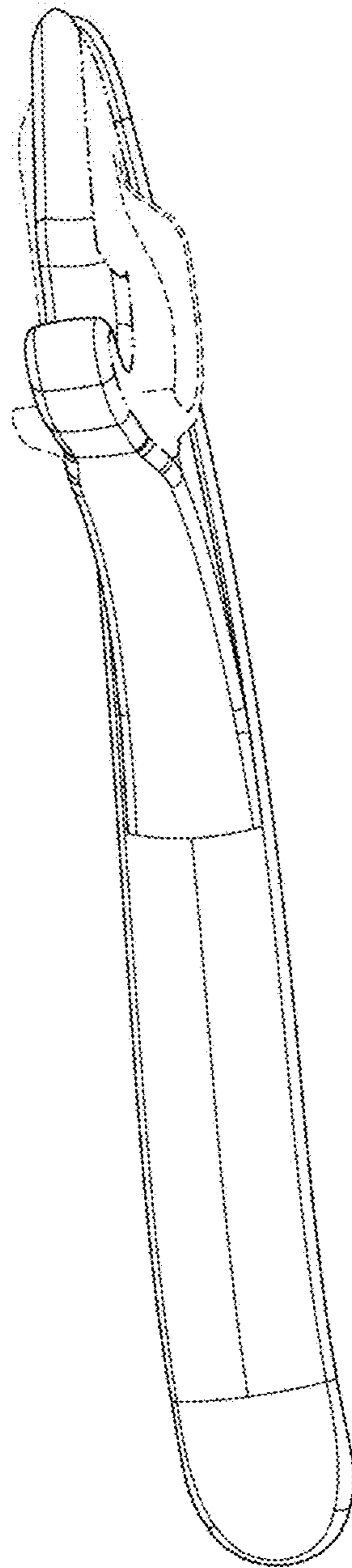


FIG.16