



US00D784784S

(12) **United States Design Patent**  
**Huttunen**

(10) **Patent No.:** **US D784,784 S**

(45) **Date of Patent:** **\*\* Apr. 25, 2017**

- (54) **AXE**
- (71) Applicant: **Fiskars Garden Oy Ab**, Billnäs (FI)
- (72) Inventor: **Aaro Huttunen**, Billnäs (FI)
- (73) Assignee: **Fiskars Garden Oy Ab**, Billnäs (FI)

1,354,384 A † 9/1920 Doolittle  
 1,748,637 A † 2/1930 Crum  
 1,770,072 A † 7/1930 Fordyce  
 1,943,807 A † 1/1934 Bellerive  
 D183,916 S † 11/1958 Derwallis  
 3,090,653 A † 5/1963 Stump

(Continued)

(\*\*) Term: **14 Years**

(21) Appl. No.: **29/521,108**

(22) Filed: **Mar. 19, 2015**

(30) **Foreign Application Priority Data**

Sep. 22, 2014 (EM) ..... 002542365-0001

(51) **LOC (10) Cl.** ..... **08-02**

(52) **U.S. Cl.**  
USPC ..... **D8/80**

(58) **Field of Classification Search**  
USPC ..... D8/75, 76, 77, 78, 79; D22/118  
CPC .. B25D 1/00; B25D 1/04; B26B 23/00; B25G  
1/00; B25G 3/10; B25F 1/006; B25F  
1/00; B25F 1/02

See application file for complete search history.

(56) **References Cited**

U.S. PATENT DOCUMENTS

327,275 A † 9/1885 Kelly  
 402,936 A † 5/1889 Kelly  
 542,973 A † 7/1895 Carver  
 561,409 A † 6/1896 Mann  
 D26,333 S † 11/1896 Sanders  
 D29,680 S † 11/1898 Kelly  
 653,234 A † 7/1900 Graham  
 D35,038 S † 9/1901 Mitchell  
 D35,720 S † 2/1902 Mesrope et al.  
 776,734 A † 12/1904 Fuller  
 910,763 A † 1/1909 Yeatts

FOREIGN PATENT DOCUMENTS

DE 30 06 968 A1 † 9/1981  
 DE 298 13 762 U1 † 8/1999

(Continued)

OTHER PUBLICATIONS

U.S. Appl. No. 29/388,574, filed Mar. 30, 2011, Block et al. †  
 (Continued)

*Primary Examiner* — Phillip S Hyder  
 (74) *Attorney, Agent, or Firm* — Foley & Lardner LLP

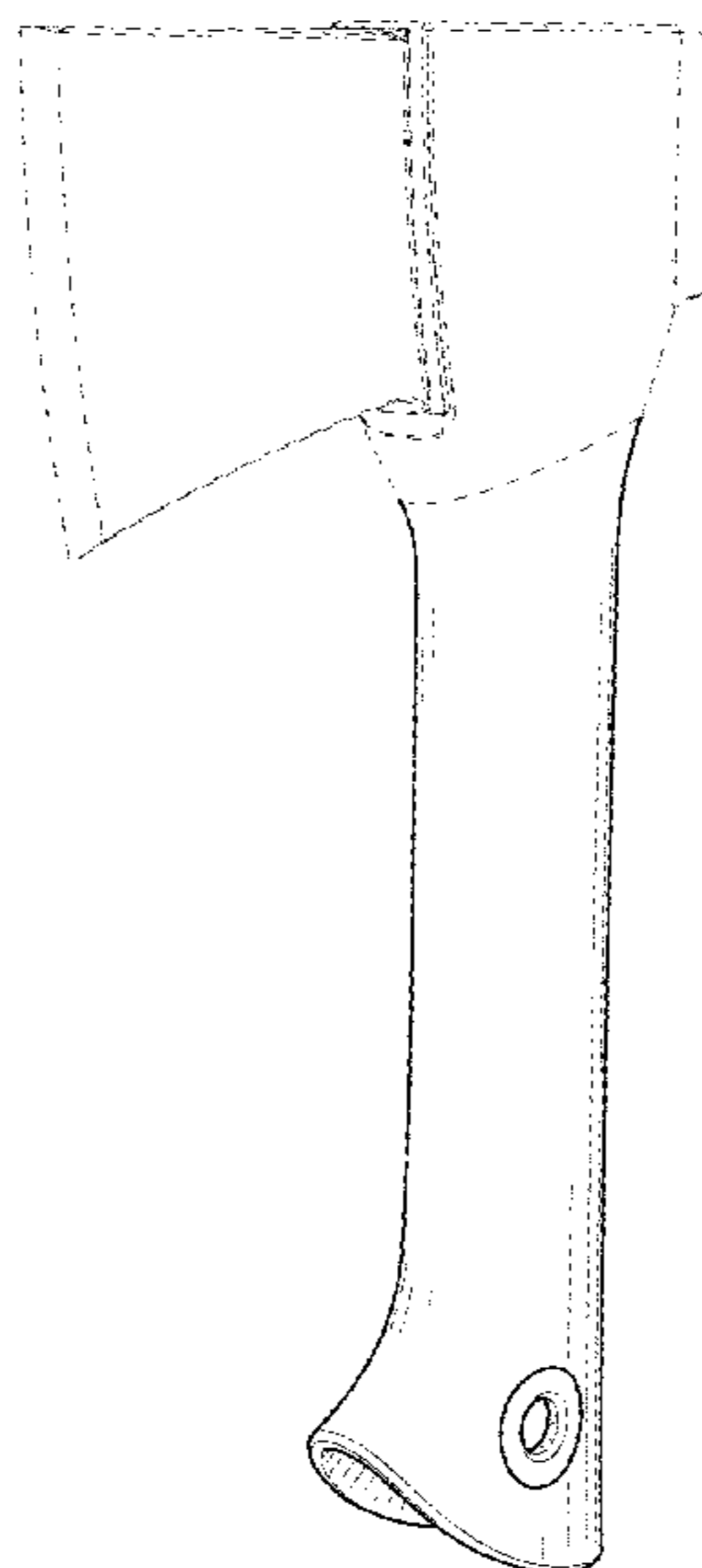
(57) **CLAIM**

I claim the ornamental design for an axe, as shown and described.

**DESCRIPTION**

FIG. 1 is a front view of the claimed design;  
 FIG. 2 is a left side view of the claimed design of FIG. 1;  
 FIG. 3 is a right side view of the claimed design of FIG. 1;  
 FIG. 4 is a bottom view of the claimed design of FIG. 1;  
 FIG. 5 is a bottom perspective view of the claimed design of FIG. 1;  
 FIG. 6 is a right side perspective view of the claimed design of FIG. 1; and,  
 FIG. 7 is a left side perspective view of the claimed design of FIG. 1.  
 The broken lines depict portions of the axe in which the design is embodied that are not considered part of the claimed design.

**1 Claim, 7 Drawing Sheets**



(56)

References Cited

U.S. PATENT DOCUMENTS

D209,381 S † 11/1967 Reuterfors  
 D237,582 S † 11/1975 Mostyn  
 D267,469 S † 1/1983 Crowder  
 4,440,205 A † 4/1984 Hillinger  
 D300,715 S † 4/1989 Ragoonath  
 D305,494 S † 1/1990 Jasperson  
 D324,473 S † 3/1992 Chen  
 D325,863 S † 5/1992 Chen  
 D347,771 S † 6/1994 Lutzke  
 D354,212 S † 1/1995 Ronnholm et al.  
 D356,480 S † 3/1995 Ronnholm et al.  
 D357,166 S † 4/1995 Concari  
 D362,795 S † 10/1995 Ronnholm  
 D384,564 S † 10/1997 Bengtsson et al.  
 5,701,675 A † 12/1997 Hall et al.  
 5,765,289 A † 6/1998 Schulz et al.  
 5,822,867 A † 10/1998 Sakai  
 D402,874 S † 12/1998 Hall et al.  
 5,848,473 A † 12/1998 Brandenburg, Jr.  
 D413,773 S † 9/1999 Chang  
 D414,670 S † 10/1999 Linden  
 D424,903 S † 5/2000 Hreha et al.  
 D430,785 S † 9/2000 Eriksson et al.  
 D431,988 S † 10/2000 Staton  
 D436,013 S † 1/2001 Eriksson et al.  
 D444,685 S † 7/2001 Shenkel et al.  
 D444,689 S † 7/2001 Staton et al.  
 D452,126 S † 12/2001 Hung  
 D453,291 S † 2/2002 Huang  
 D465,716 S † 11/2002 Hsieh  
 D472,786 S † 4/2003 Cech et al.  
 D474,667 S † 5/2003 Hung  
 6,564,849 B1 † 5/2003 Kusner  
 D500,240 S † 12/2004 Fancelli  
 D500,656 S † 1/2005 Fancelli  
 D508,193 S † 8/2005 Tran  
 D509,123 S † 9/2005 Tran  
 D511,082 S † 11/2005 Chen  
 D513,956 S † 1/2006 Tran  
 D515,387 S † 2/2006 Hung  
 D519,017 S † 4/2006 Hsieh  
 D519,813 S † 5/2006 Hung  
 D524,627 S † 7/2006 Chen  
 D530,164 S † 10/2006 Farley  
 D531,479 S † 11/2006 Davis  
 D544,777 S † 6/2007 Yeh  
 D564,324 S † 3/2008 Hsieh-Yeh  
 D570,182 S † 6/2008 Chen  
 D583,641 S † 12/2008 Fortier et al.  
 D584,871 S † 1/2009 Arvinte et al.  
 D594,727 S † 6/2009 Fortier et al.

D595,554 S † 7/2009 Hardinge et al.  
 D598,264 S \* 8/2009 Mullen ..... D8/80  
 D605,004 S † 12/2009 Tafoya  
 D605,922 S † 12/2009 Reinius  
 D612,223 S † 3/2010 DePretto  
 D619,442 S † 7/2010 Chen  
 D648,610 S † 11/2011 Paloheimo  
 D656,378 S † 3/2012 Islas  
 D660,123 S † 5/2012 Islas  
 D664,823 S † 8/2012 Pringnitz  
 D688,110 S † 8/2013 Frenkel  
 D708,923 S † 7/2014 Wingate  
 D714,598 S † 10/2014 Sandelin et al.  
 D714,599 S † 10/2014 Sandelin et al.  
 D716,126 S † 10/2014 Dahlberg et al.  
 D737,651 S † 9/2015 Masalin et al.  
 D744,801 S † 12/2015 Bruton et al.  
 2006/0265883 A1 † 11/2006 Di Paolo

FOREIGN PATENT DOCUMENTS

EP 0 396 938 A1 † 11/1990  
 FR 2732919 A1 † 10/1996

OTHER PUBLICATIONS

U.S. Appl. No. 29/414,264, filed Feb. 27, 2012, Masalin et al. †  
 U.S. Appl. No. 29/521,099, filed Mar. 19, 2015, Fiskars Garden Oy AB. †  
 U.S. Appl. No. 29/521,102, filed Mar. 19, 2015, Fiskars Garden Oy AB. †  
 U.S. Appl. No. 29/521,105, filed Mar. 19, 2015, Fiskars Garden Oy AB. †  
 U.S. Appl. No. 29/533,650, filed Jul. 20, 2015, Masalin et al. †  
 U.S. Appl. No. 29/533,658, filed Jul. 20, 2015, Masalin et al. †  
 European Search Report for Application No. 12182146.6-2313, dated Nov. 20, 2012, 5 pages. †  
 Fiskars Garden and Camping Saw with belt clip, Wood Preparation Products, Fiskars UK, date retrieved May 18, 2012, 1 page. †  
 Fiskars Splitting Axe. Snagged Jun. 30, 2011 at <http://www.amazon.com/Fiskars-X25-7854-28-Inch-Splitting/dp/B00004SD7B>, 1 page. †  
 Notice of Allowance on U.S. Appl. No. 29/466,972, mail date Jun. 8, 2015, 7 pages. †  
 Notice of Allowance on U.S. Appl. No. 29/482,085, mail date May 27, 2014, 9 pages. †  
 Restriction Requirement on U.S. Appl. No. 29/466,972, mail date Mar. 25, 2015, 7 pages. †  
 Office Action, U.S. Appl. No. 29/521,102, 8 pages (Feb. 8, 2016). †  
 US Office Action, U.S. Appl. No. 29/521,099, 7 pages (Apr. 8, 2016). †

\* cited by examiner  
 † cited by third party

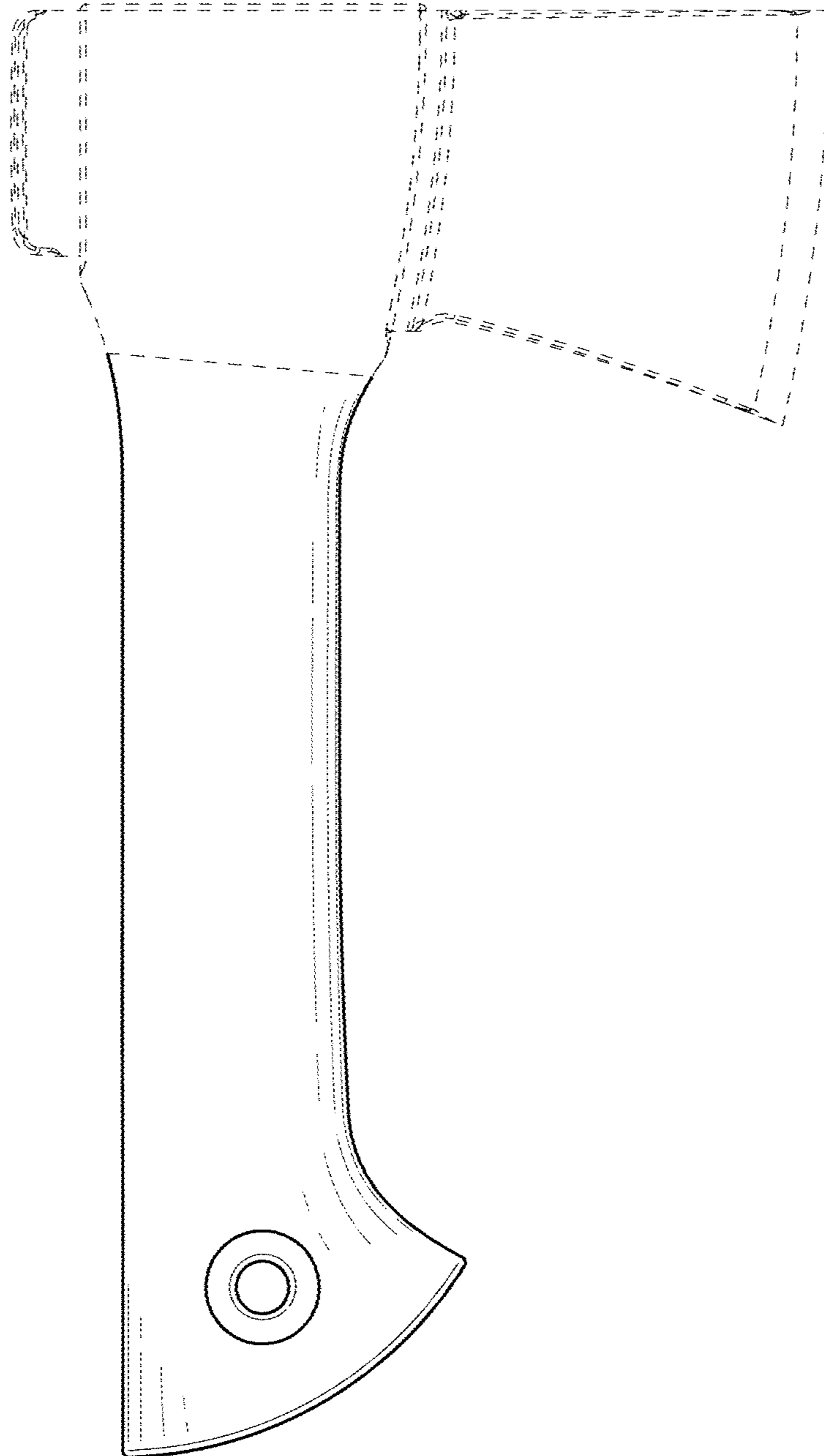


FIG. 1

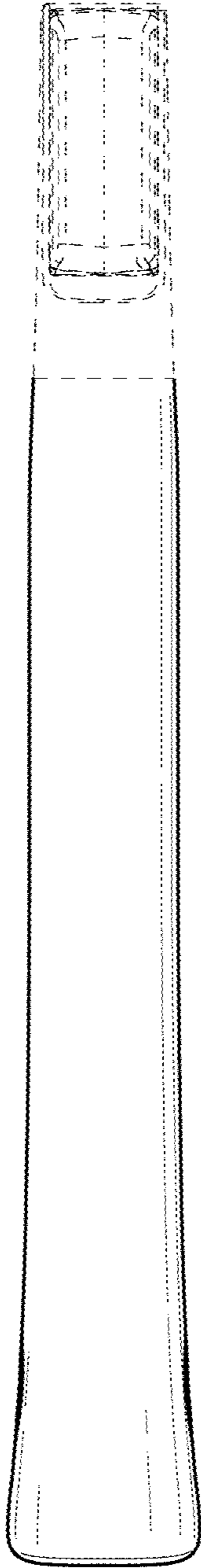


FIG. 2

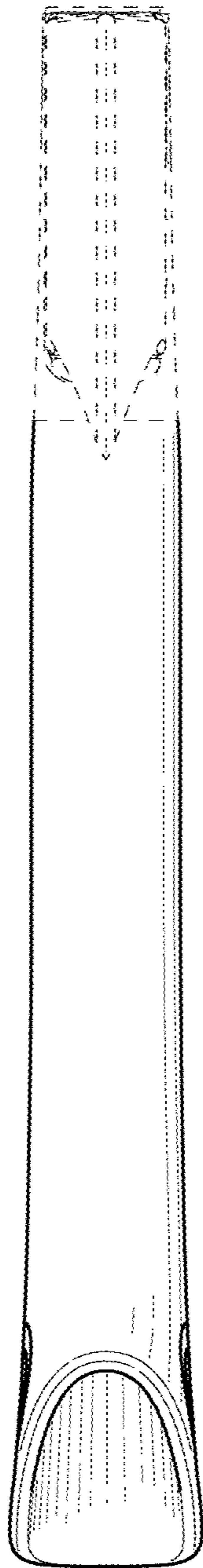


FIG. 3

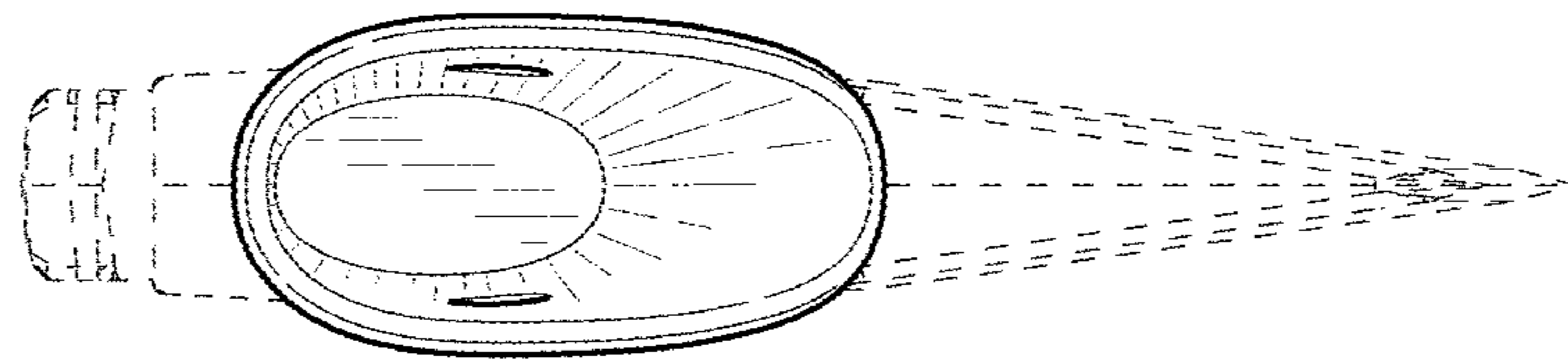


FIG. 4

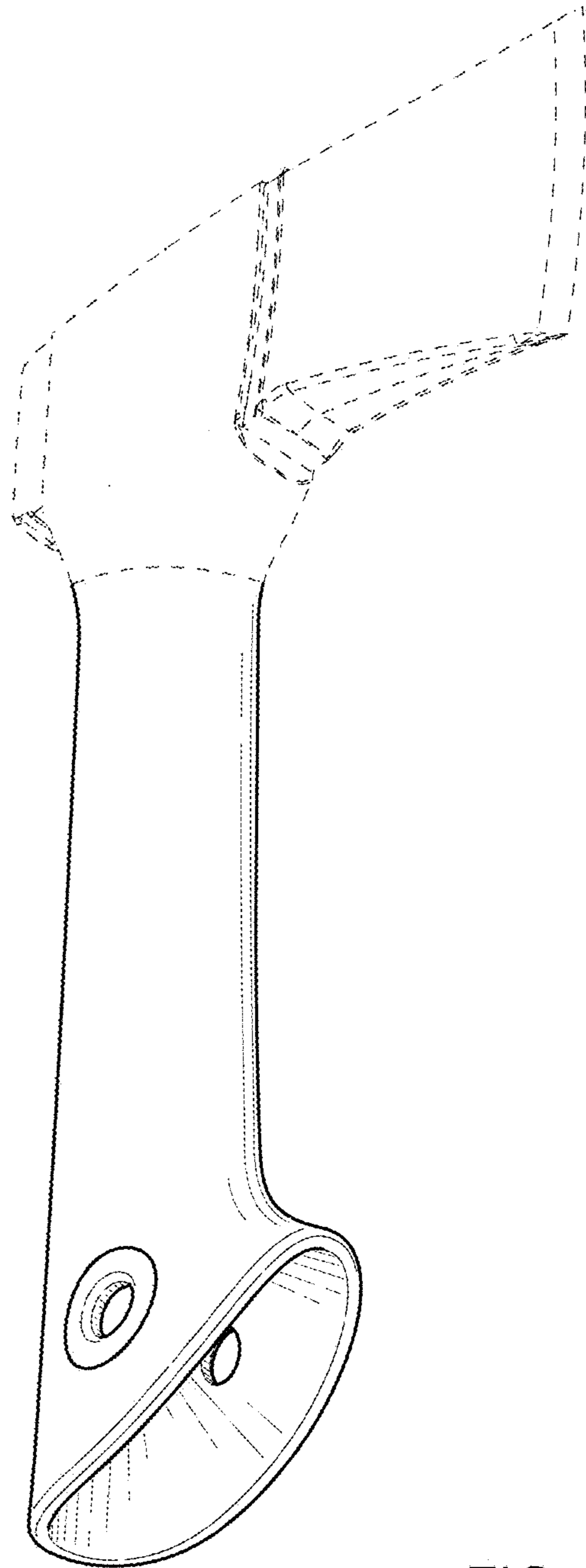


FIG. 5

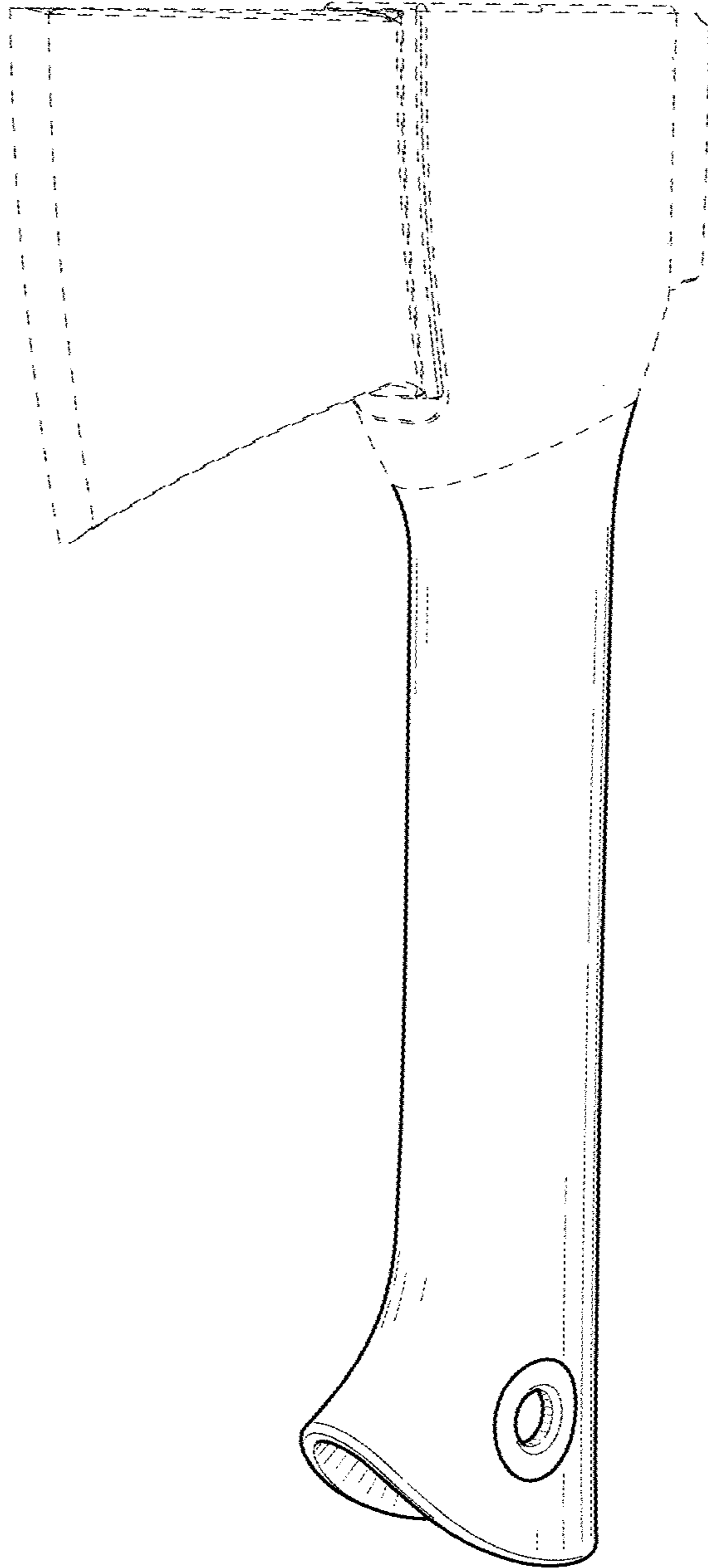


FIG. 6



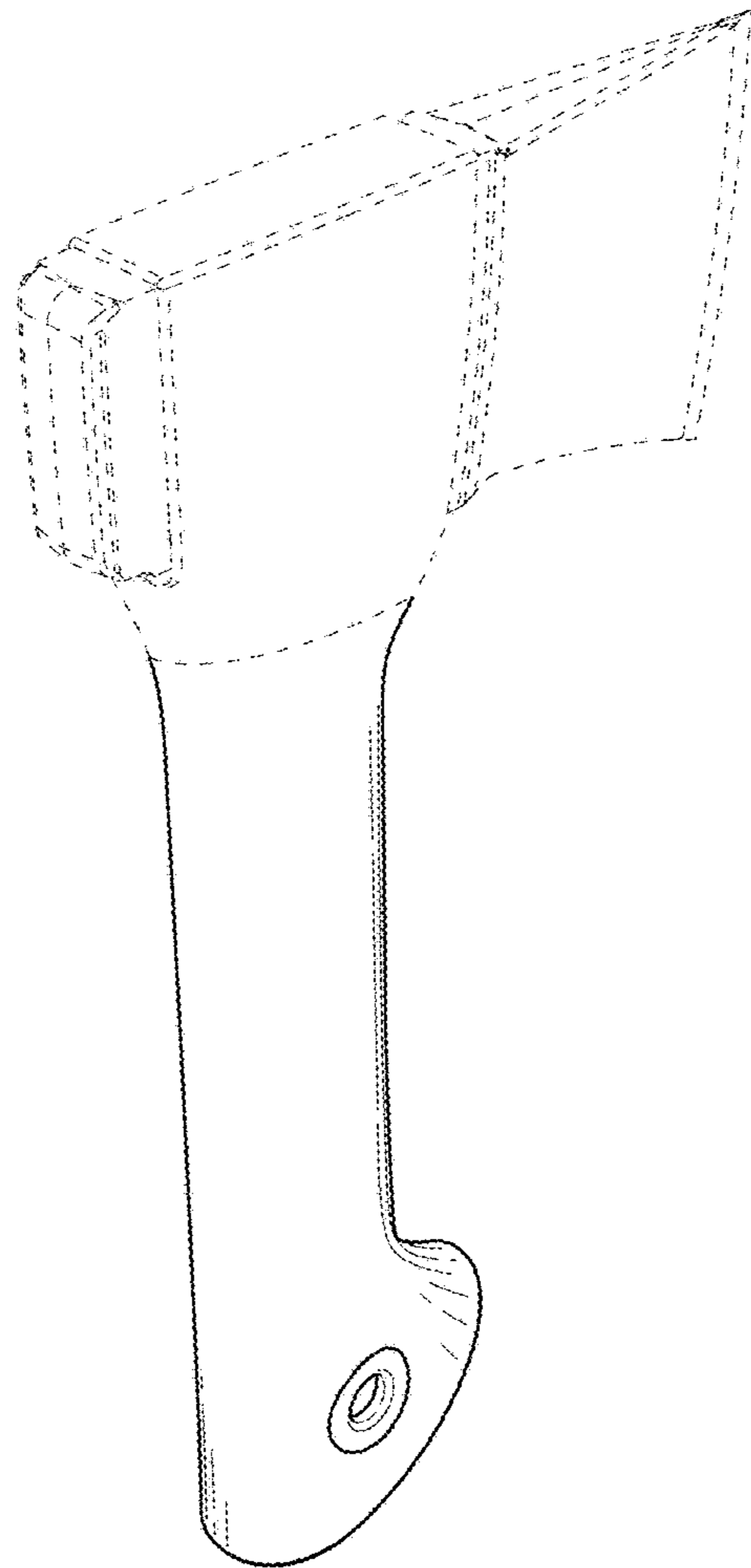


FIG. 7