



US00D784783S

(12) **United States Design Patent**  
**Chen**

(10) **Patent No.:** **US D784,783 S**

(45) **Date of Patent:** **\*\* Apr. 25, 2017**

- (54) **AXE**
- (71) Applicant: **LUCKY-BRAND INDUSTRIAL CO., LTD.**, Taichung (TW)
- (72) Inventor: **Ying-Chieh Chen**, Taichung (TW)
- (73) Assignee: **Lucky-Brand Industrial Co., Ltd.**, Taichung (TW)

(\*\*) Term: **14 Years**

(21) Appl. No.: **29/460,106**

(22) Filed: **Jul. 8, 2013**

(51) **LOC (10) Cl.** ..... **08-02**

(52) **U.S. Cl.**  
USPC ..... **D8/76**

(58) **Field of Classification Search**  
USPC ..... D8/11, 76–81, 107; 7/145, 158; 30/123,  
30/308.1–308.3; 144/195.5; 76/103;  
D22/117, 118  
See application file for complete search history.

(56) **References Cited**

**U.S. PATENT DOCUMENTS**

D266,902 S *	11/1982	Tarran .....	D8/76
D266,903 S *	11/1982	Tarran .....	D8/76
5,315,724 A *	5/1994	Trujillo et al. ....	7/145
D420,268 S *	2/2000	Coonrad .....	D8/79
D442,048 S *	5/2001	Coonrad .....	D8/75
D468,181 S *	1/2003	Hung .....	D8/78
D470,380 S *	2/2003	Huang .....	D8/75

D478,264 S *	8/2003	Chen .....	D8/78
D519,348 S *	4/2006	Chen .....	D8/75
D519,813 S *	5/2006	Hung .....	D8/76
D528,890 S *	9/2006	Chen .....	D8/78
D583,641 S *	12/2008	Fortier et al. ....	D8/76
D594,727 S *	6/2009	Fortier et al. ....	D8/76
D600,523 S *	9/2009	Adams et al. ....	D8/75
D626,396 S *	11/2010	Gehman et al. ....	D8/81
D637,058 S *	5/2011	Gehman et al. ....	D8/78
D653,925 S *	2/2012	Hung .....	D8/78
D685,246 S *	7/2013	Tatic .....	D8/76
D685,247 S *	7/2013	Tatic .....	D8/76

\* cited by examiner

*Primary Examiner* — Philip S Hyder

*Assistant Examiner* — Roselynn Cody

(74) *Attorney, Agent, or Firm* — Muncy, Geissler, Olds & Lowe, P.C.

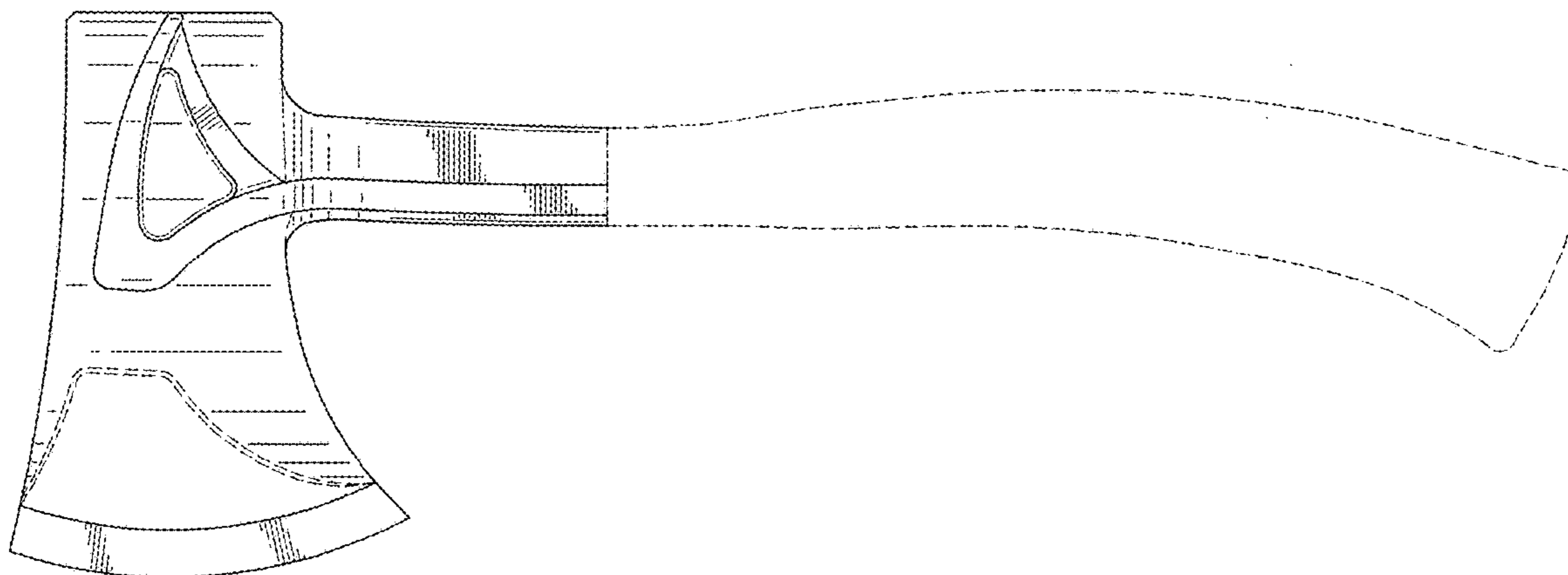
(57) **CLAIM**

The ornamental design for an axe, as shown and described.

**DESCRIPTION**

FIG. 1 shows a perspective view of the present design.  
 FIG. 2 shows a front view of the present design.  
 FIG. 3 shows a top view of the present design.  
 FIG. 4 shows a bottom view of the present design.  
 FIG. 5 shows an enlarged left side view of the present design; and,  
 FIG. 6 shows an enlarged right side view of the present design.  
 The broken lines in the drawings illustrate portions of the axe that form no part of the claimed design.

**1 Claim, 5 Drawing Sheets**



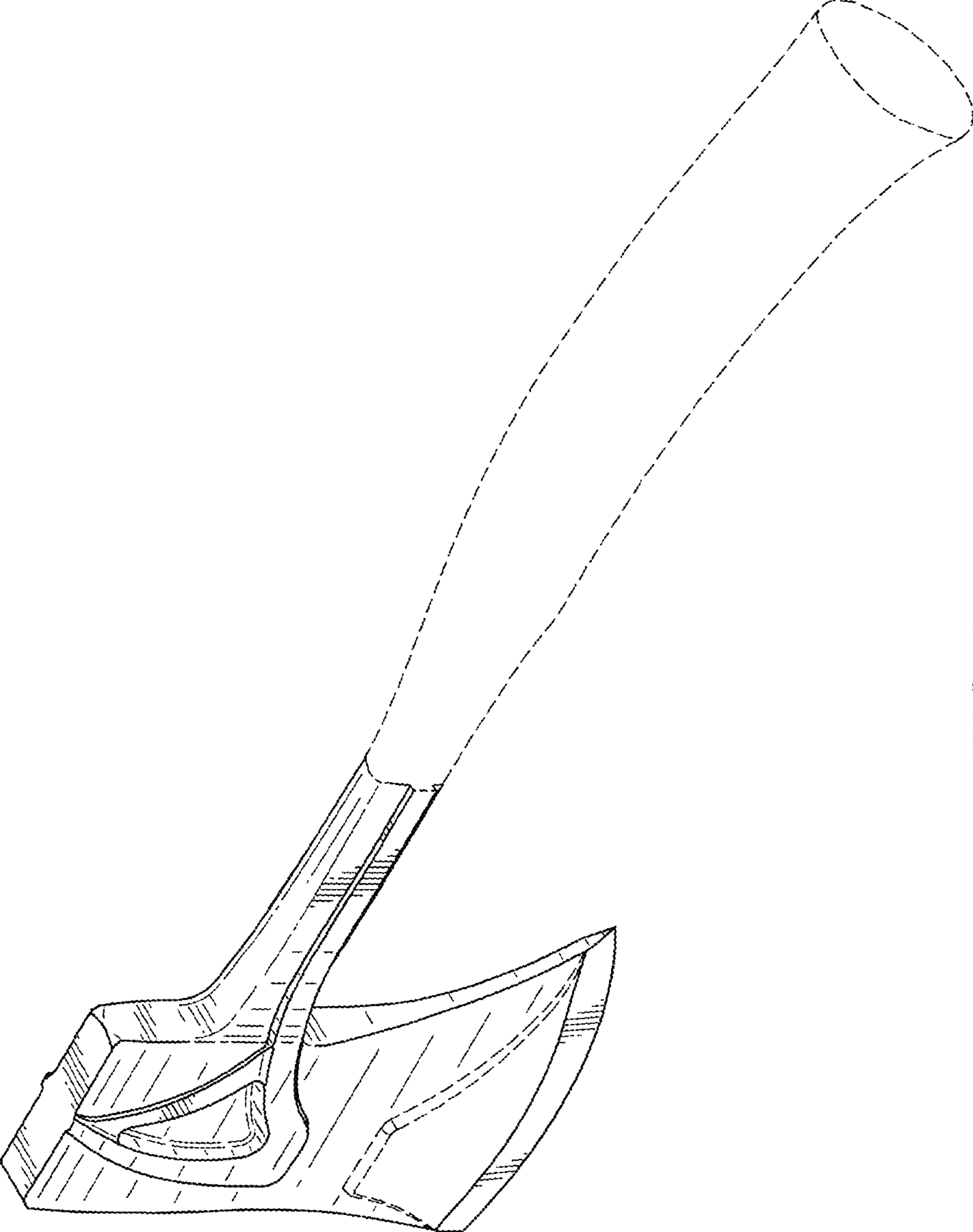


FIG. 1

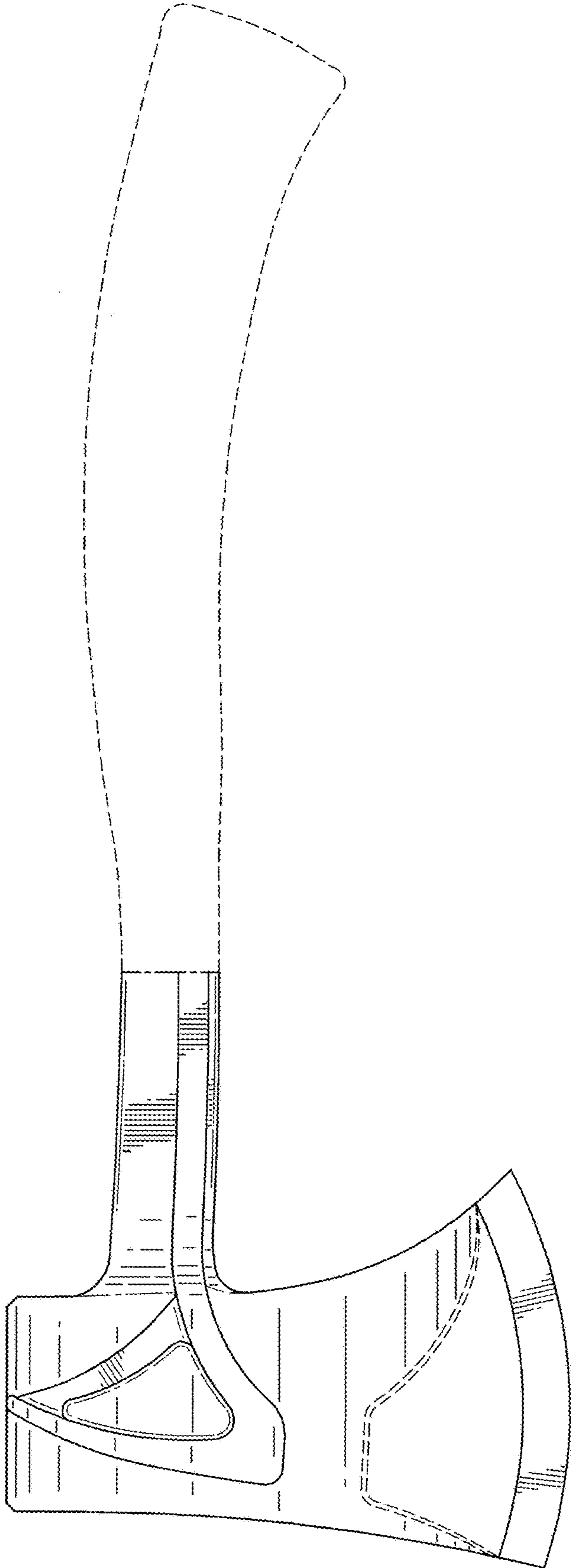


FIG.2




FIG.3




FIG.4

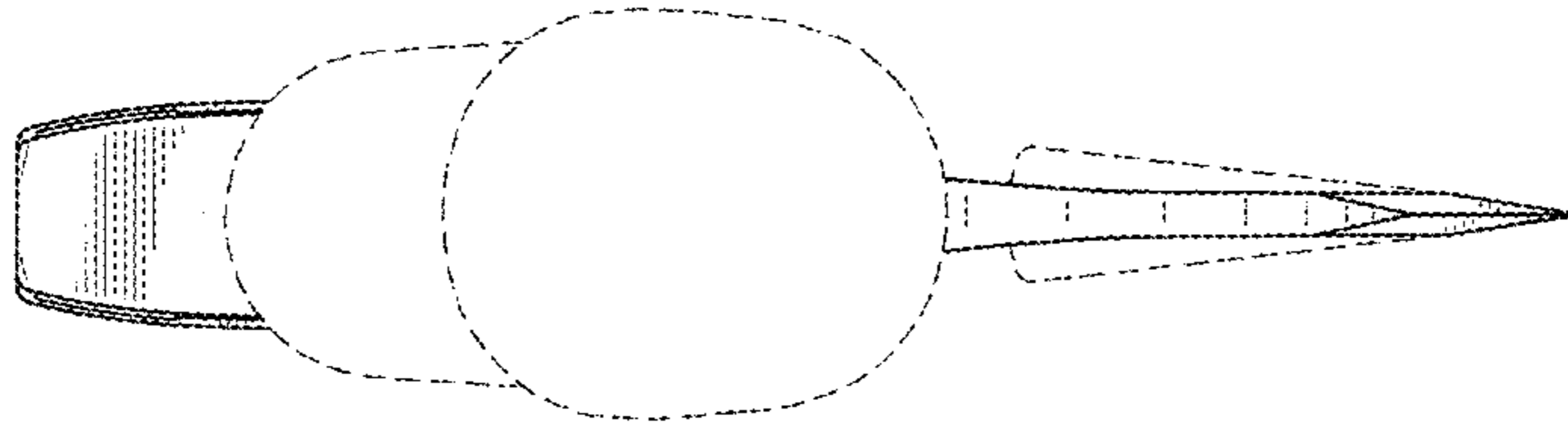


FIG.6

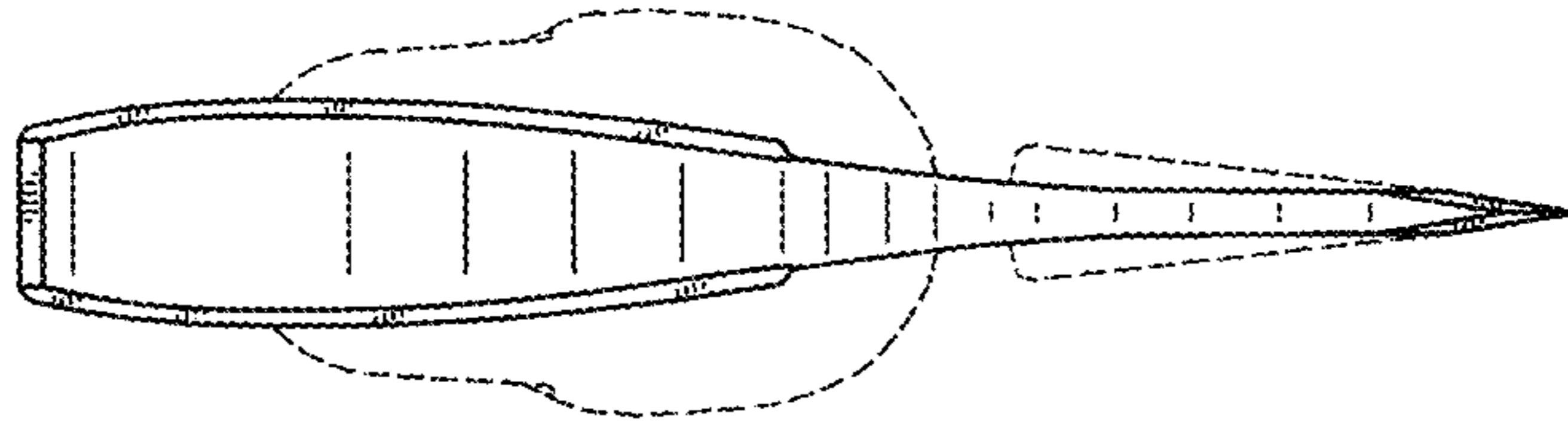


FIG.5