



US00D784780S

(12) **United States Design Patent**
Jenkins

(10) **Patent No.:** **US D784,780 S**

(45) **Date of Patent:** **** Apr. 25, 2017**

- (54) **SILICONE GRIP FOR GARDEN TOOLS**
- (71) Applicant: **BOND MANUFACTURING CO INC,**
Antioch, CA (US)
- (72) Inventor: **Cameron Jenkins,** Antioch, CA (US)
- (73) Assignee: **BOND MANUFACTURING CO INC,**
Antioch, CA (US)
- (**) Term: **15 Years**
- (21) Appl. No.: **29/530,037**
- (22) Filed: **Jun. 12, 2015**
- (51) **LOC (10) Cl.** **08-01**
- (52) **U.S. Cl.**
USPC **D8/1; D8/107**
- (58) **Field of Classification Search**
USPC D8/1, 107, 10, 13, 303; D7/385
CPC ... A47J 45/06; A01B 1/00; A01B 1/02; B25G
1/00
See application file for complete search history.

| | | | | |
|---------------|---------|-----------|-------|------------|
| 6,065,188 A * | 5/2000 | Wold | | A47J 45/06 |
| | | | | 16/430 |
| D446,104 S * | 8/2001 | Chen | | D8/107 |
| D472,125 S * | 3/2003 | Hsu | | D8/1 |
| D481,290 S * | 10/2003 | Thompson | | D8/107 |
| D483,630 S * | 12/2003 | Choi | | D8/10 |
| D487,015 S * | 2/2004 | Kalbach | | D16/339 |
| D522,342 S * | 6/2006 | Kwan | | D8/107 |
| D536,233 S * | 2/2007 | Lin | | D8/107 |
| D566,514 S * | 4/2008 | Settles | | D8/107 |
| D599,642 S * | 9/2009 | Su | | D8/107 |
| D638,268 S * | 5/2011 | Renfu | | D8/10 |
| D648,088 S * | 11/2011 | Raven | | D32/40 |
| D669,332 S * | 10/2012 | Hoertnagl | | D8/107 |
| D719,808 S * | 12/2014 | Musser | | D8/107 |
| D760,042 S * | 6/2016 | Jenkins | | D8/107 |
| D767,968 S * | 10/2016 | Jenkins | | D8/107 |

* cited by examiner

Primary Examiner — Sheryl Lane
(74) *Attorney, Agent, or Firm* — Egbert Law Offices,
PLLC

(57) **CLAIM**

The ornamental design for a silicone grip for garden tools,
as shown and described.

DESCRIPTION

FIG. 1 is a perspective view of a silicone grip for garden tools showing my new design.

FIG. 2 is a side view thereof;

FIG. 3 is an opposite view thereof;

FIG. 4 is a top view thereof;

FIG. 5 is a bottom view thereof.

FIG. 6 is a front thereof; and,

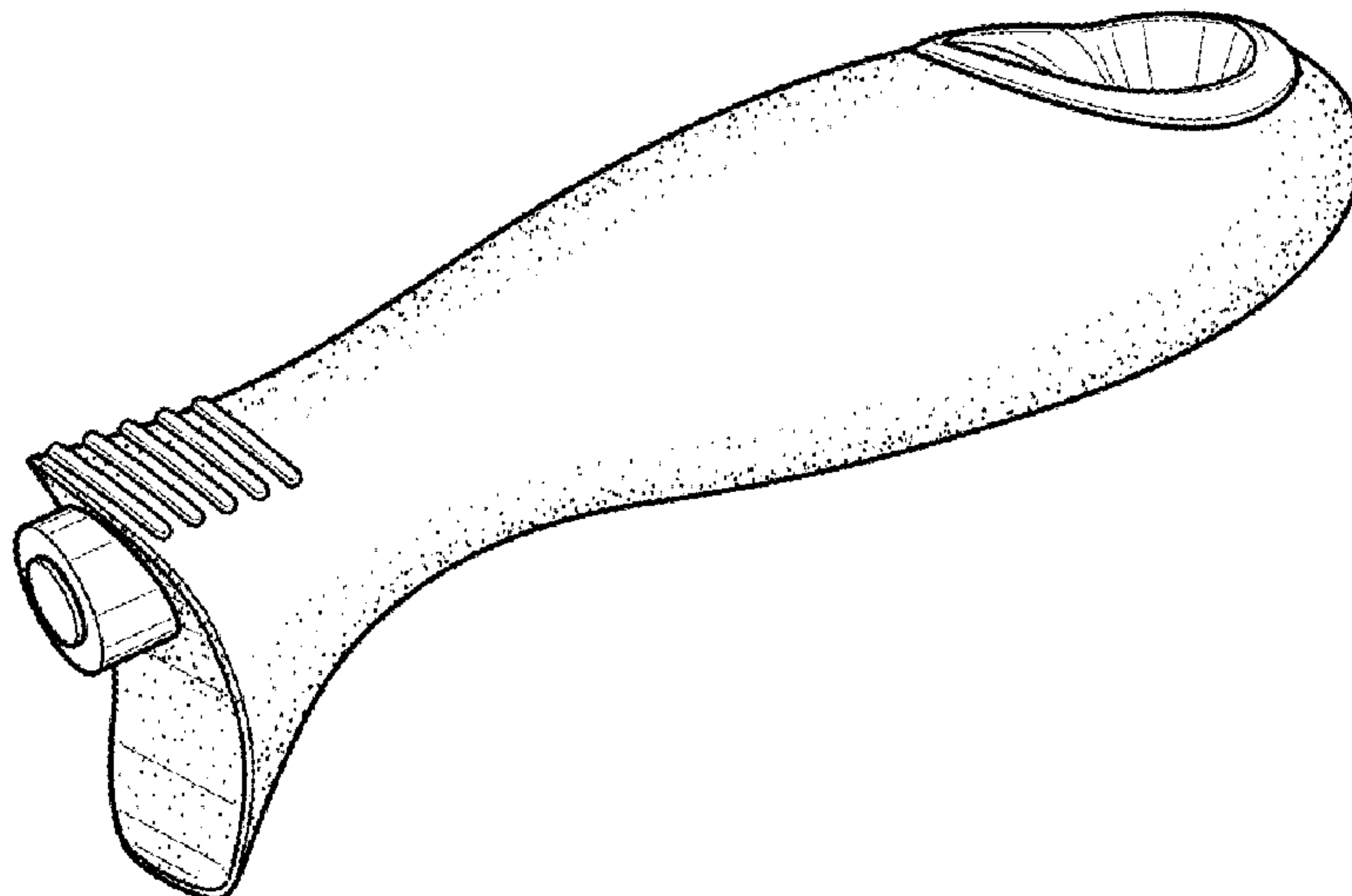
FIG. 7 is a rear view thereof.

The broken lines in the drawings represent portions of the handle and tool head and forms no part of the claimed design.

1 Claim, 2 Drawing Sheets

(56) **References Cited**
U.S. PATENT DOCUMENTS

| | | | | |
|--------------|---------|------------|-------|------------|
| D163,428 S * | 5/1951 | Wagner | | D7/395 |
| D193,202 S * | 7/1962 | Eckersberg | | D7/395 |
| D256,767 S * | 9/1980 | Irelan | | D8/1 |
| D282,710 S * | 2/1986 | Vosbikian | | 16/DIG. 12 |
| D287,216 S * | 12/1986 | Usbeck | | D7/395 |
| D300,601 S * | 4/1989 | Himbert | | D7/649 |
| D365,257 S * | 12/1995 | Huang | | D8/10 |
| D369,072 S * | 4/1996 | Huang | | D8/107 |
| D374,795 S * | 10/1996 | Lie | | D7/395 |
| D378,798 S * | 4/1997 | Berti | | D32/52 |
| D387,649 S * | 12/1997 | Concari | | D8/10 |
| D397,021 S * | 8/1998 | Hortnagl | | D8/107 |
| D420,887 S * | 2/2000 | Chen | | D7/395 |



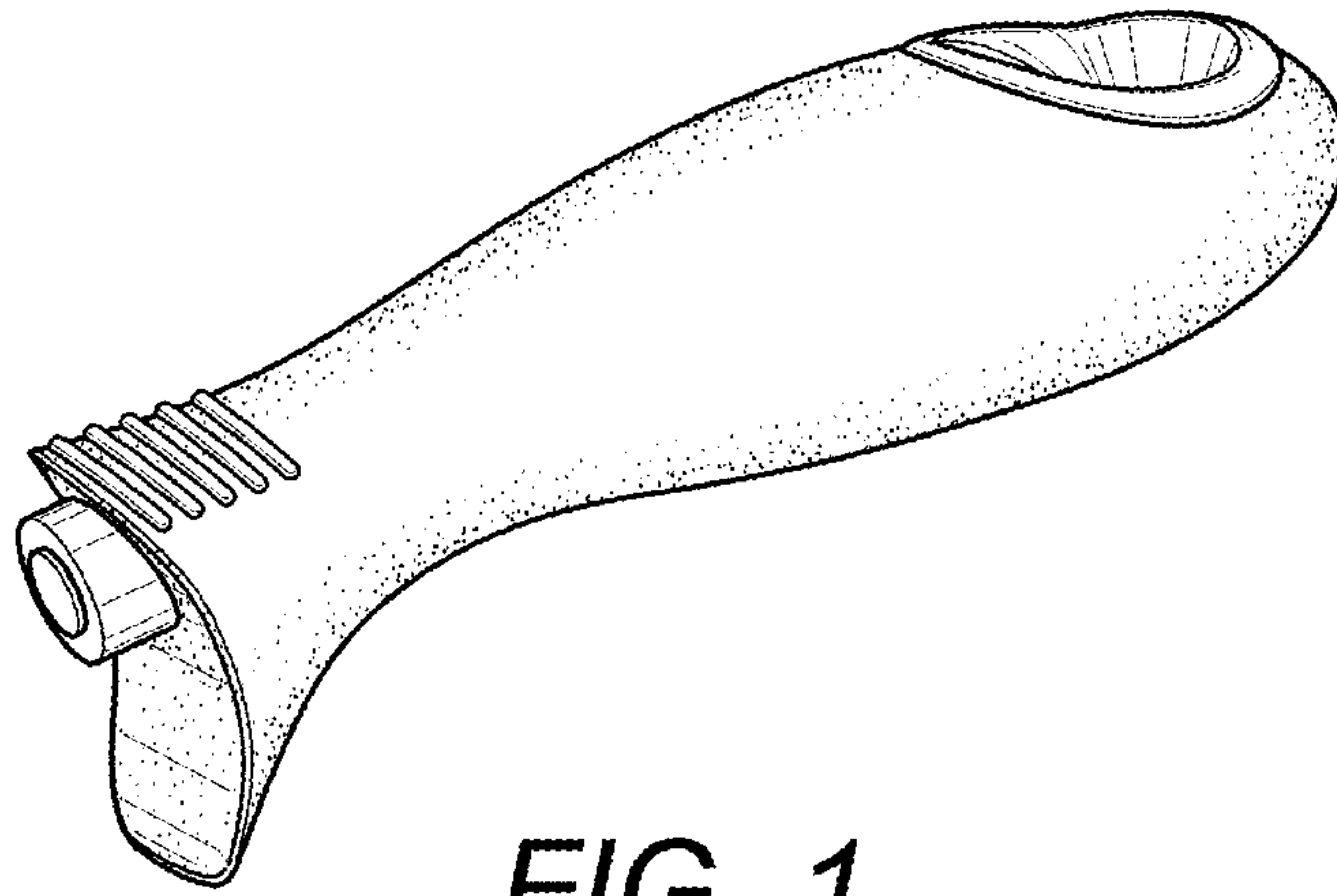


FIG. 1

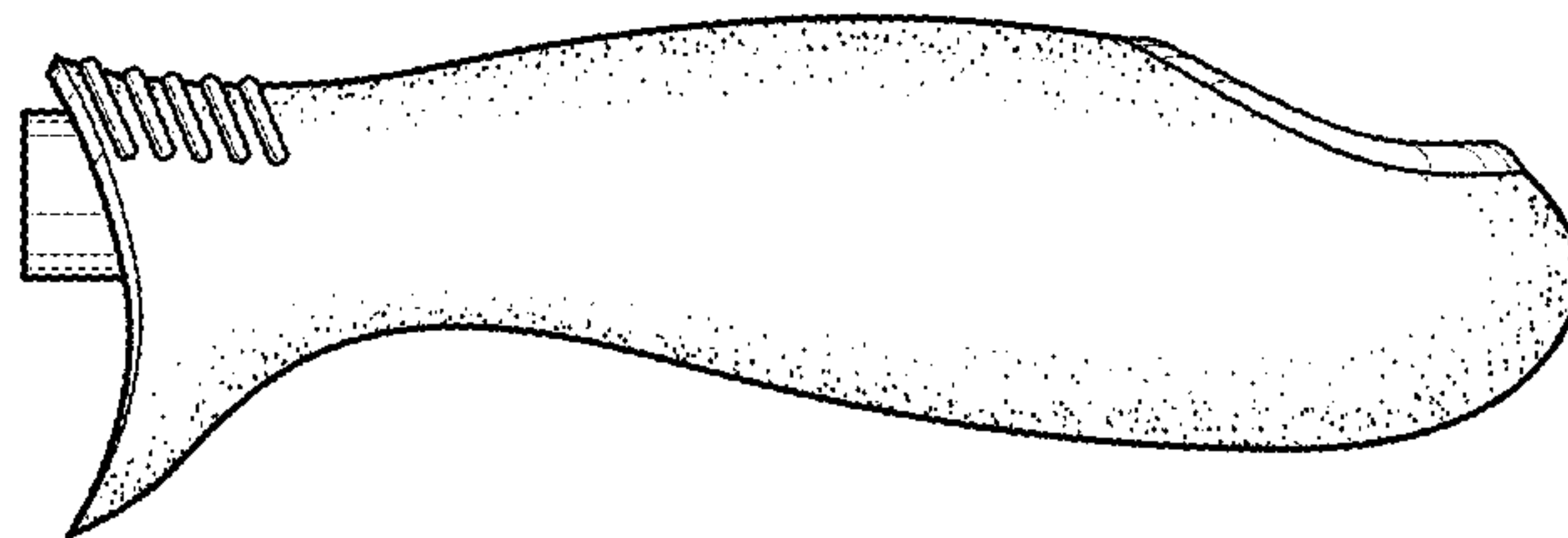


FIG. 2

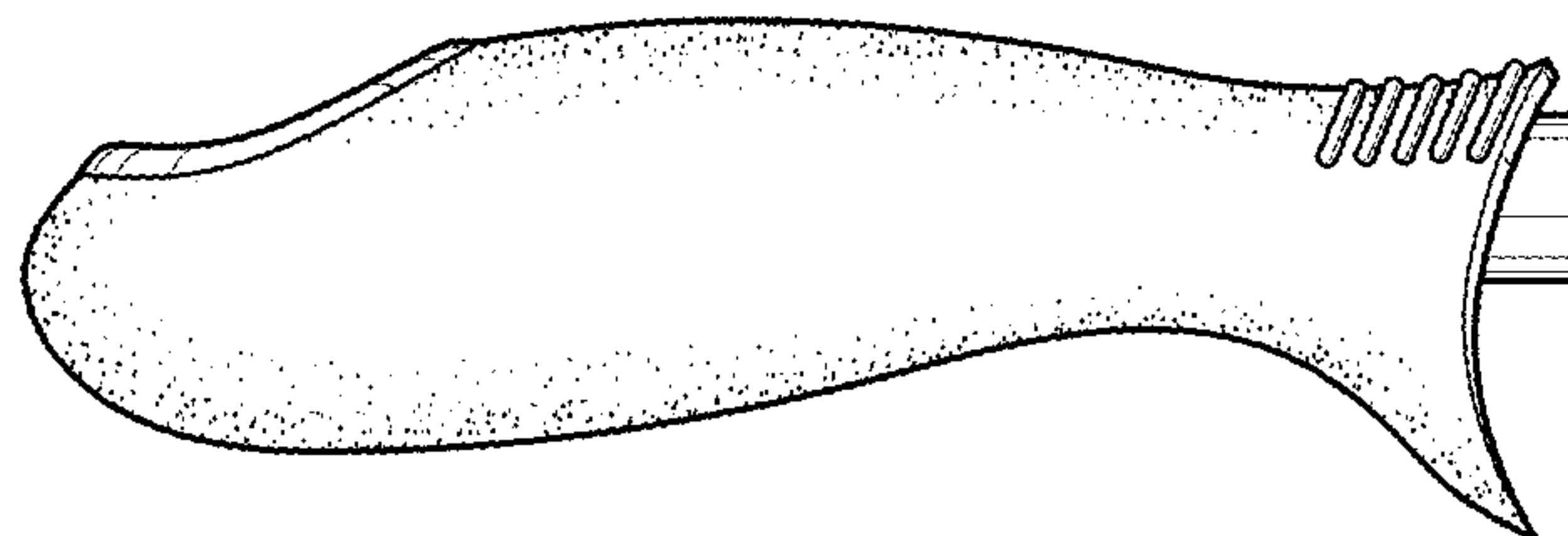


FIG. 3

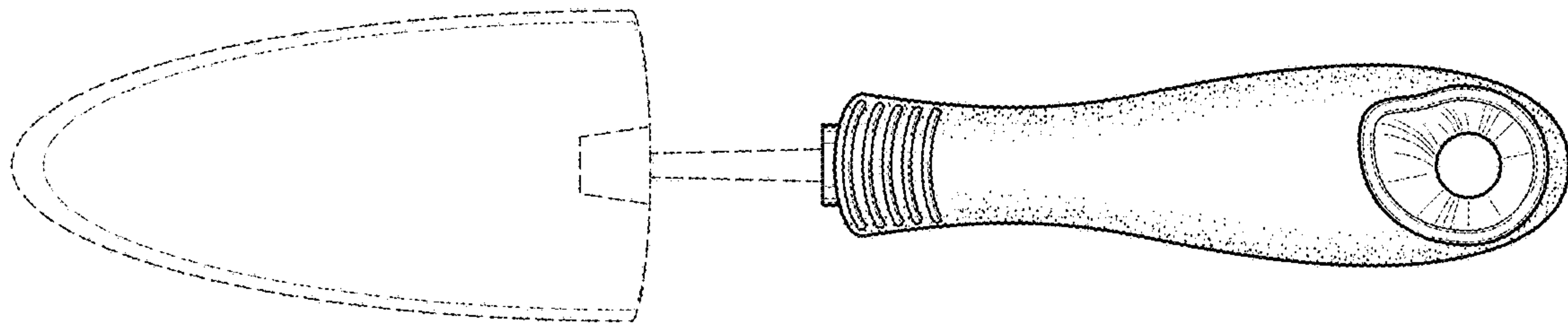


FIG. 4

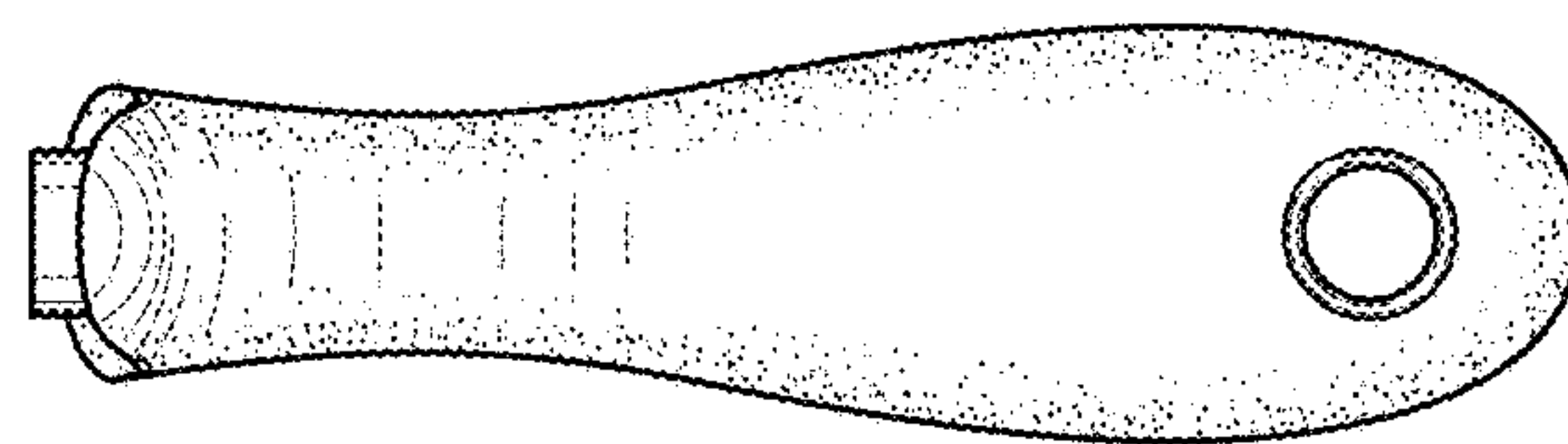


FIG. 5

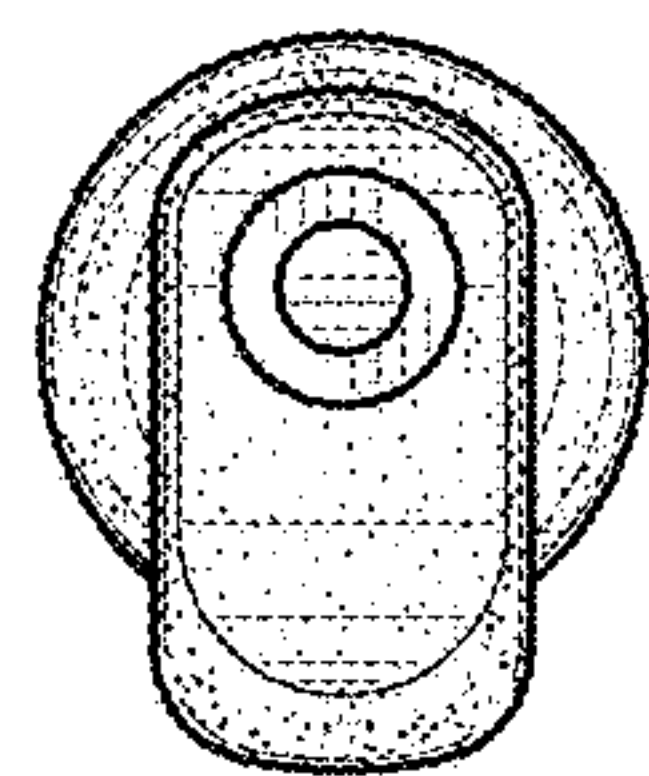


FIG. 6

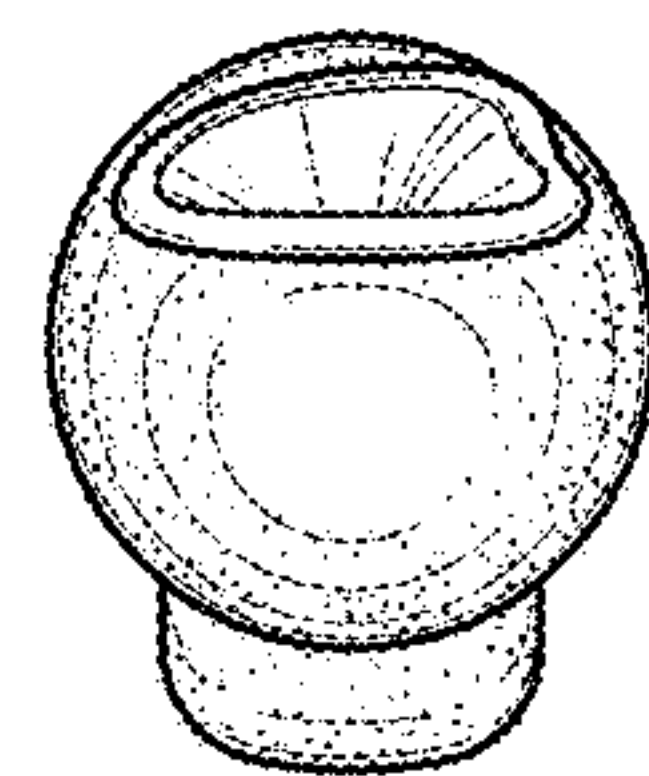


FIG. 7

UNITED STATES PATENT AND TRADEMARK OFFICE
CERTIFICATE OF CORRECTION

PATENT NO. : D784,780 S
APPLICATION NO. : 29/530037
DATED : April 25, 2017
INVENTOR(S) : Cameron Jenkins

Page 1 of 1

It is certified that error appears in the above-identified patent and that said Letters Patent is hereby corrected as shown below:

On the Title Page

Item (71) Applicant:

Delete "BOND MANUFACTURING CO INC" and Insert --BOND MANUFACTURING CO.,
INC.--

Item (73) Assignee:

Delete "BOND MANUFACTURING CO INC" and Insert --BOND MANUFACTURING CO.,
INC.--

Signed and Sealed this
Thirteenth Day of July, 2021



Drew Hirshfeld
*Performing the Functions and Duties of the
Under Secretary of Commerce for Intellectual Property and
Director of the United States Patent and Trademark Office*