



US00D784777S

(12) **United States Design Patent** (10) **Patent No.:** **US D784,777 S**
Cotter (45) **Date of Patent:** **** Apr. 25, 2017**

(54) **COLANDER** D469,667 S * 2/2003 Burton D7/667
D502,847 S * 3/2005 Leonori D7/667
(71) Applicant: **Progressive International** D503,313 S 3/2005 Shamoon
Corporation, Kent, WA (US) 6,949,190 B2 9/2005 Hutzler
D523,300 S * 6/2006 Tung D7/667
(72) Inventor: **Jennifer K. Cotter, Seattle, WA (US)** D558,536 S * 1/2008 Curtin D7/667
7,678,271 B2 * 3/2010 Curtin A47J 43/24
141/337
(73) Assignee: **Progressive International** D671,803 S * 12/2012 Myoung D7/667
Corporation, Kent, WA (US) 2007/0251874 A1 * 11/2007 Stewart A47J 43/22
210/232

(**) Term: **15 Years**

FOREIGN PATENT DOCUMENTS

(21) Appl. No.: **29/548,903**

WO 2006/054168 A1 5/2006

(22) Filed: **Dec. 17, 2015**

* cited by examiner

(51) **LOC (10) Cl.** **07-04**

Primary Examiner — Terry Wallace

(52) **U.S. Cl.**
USPC **D7/667**

(74) *Attorney, Agent, or Firm* — Lowe Graham Jones
PLLC

(58) **Field of Classification Search**
USPC D7/667, 668, 543–549, 669; D32/55
CPC .. A47J 43/24; A47J 43/22; A47J 43/28; A47J
43/286; A47J 43/00; A47J 36/20; A47J
36/22

(57) **CLAIM**

See application file for complete search history.

I claim the ornamental design for the colander, as shown and described.

DESCRIPTION

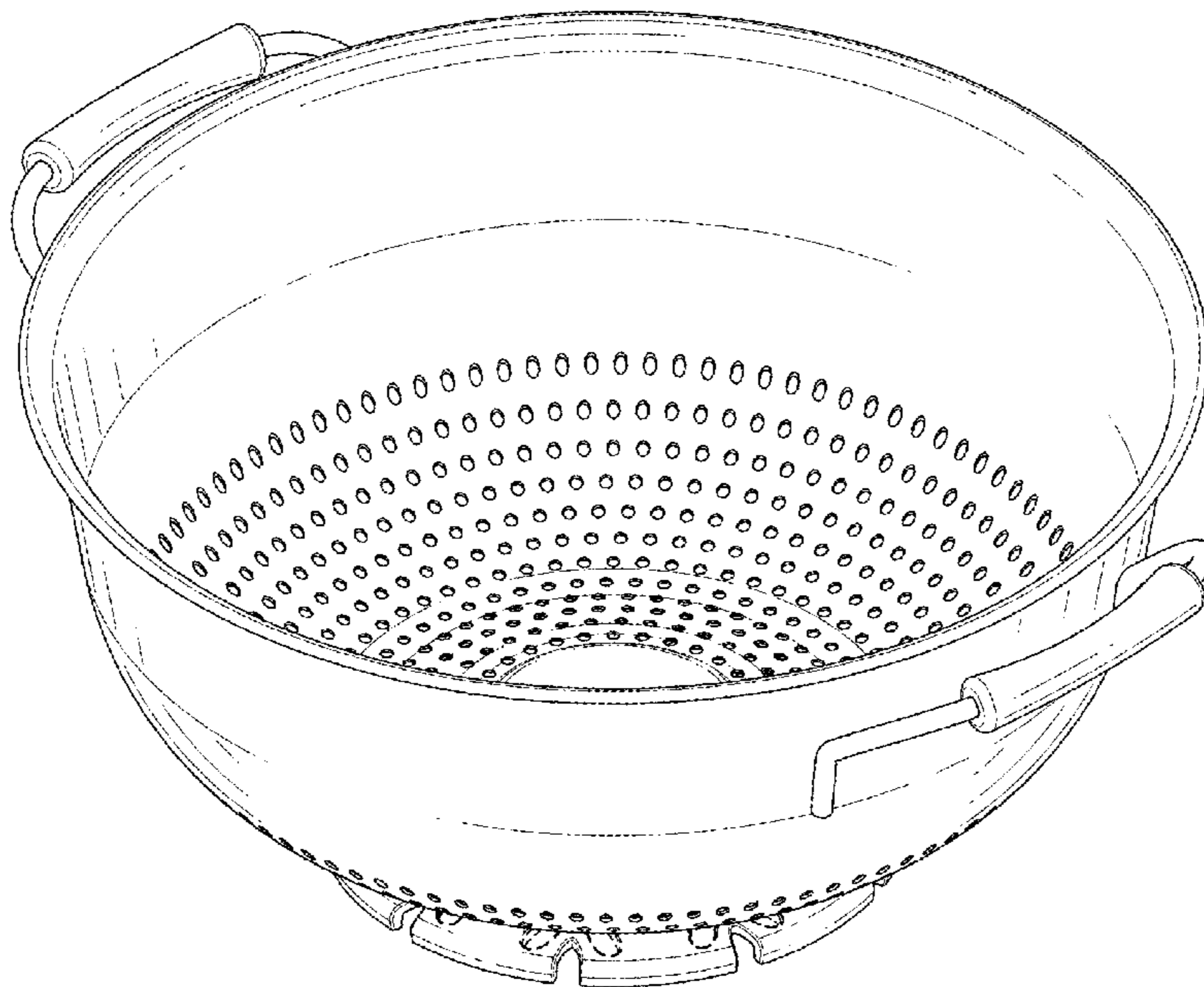
(56) **References Cited**

U.S. PATENT DOCUMENTS

1,688,846 A 10/1928 Andrews
D199,320 S 10/1964 Swett
3,170,875 A * 2/1965 Swett A47J 43/24
209/274
3,300,048 A 1/1967 Pollock
D237,032 S 10/1975 Montesi
D259,535 S 6/1981 Daenen
D286,490 S 11/1986 Carlson
D400,765 S * 11/1998 Cohen D7/667
D419,036 S * 1/2000 Kwong D7/667
D433,884 S * 11/2000 Fujimoto D7/667

FIG. 1 is a top perspective view of the colander, showing my new design.
FIG. 2 is a front view of the colander, the rear view being identical.
FIG. 3 is a right side view of the colander, the left side view being identical.
FIG. 4 is a top view of the colander; and,
FIG. 5 is a bottom view of the colander.
Features illustrated in broken lines form no part of the claimed design.

1 Claim, 5 Drawing Sheets



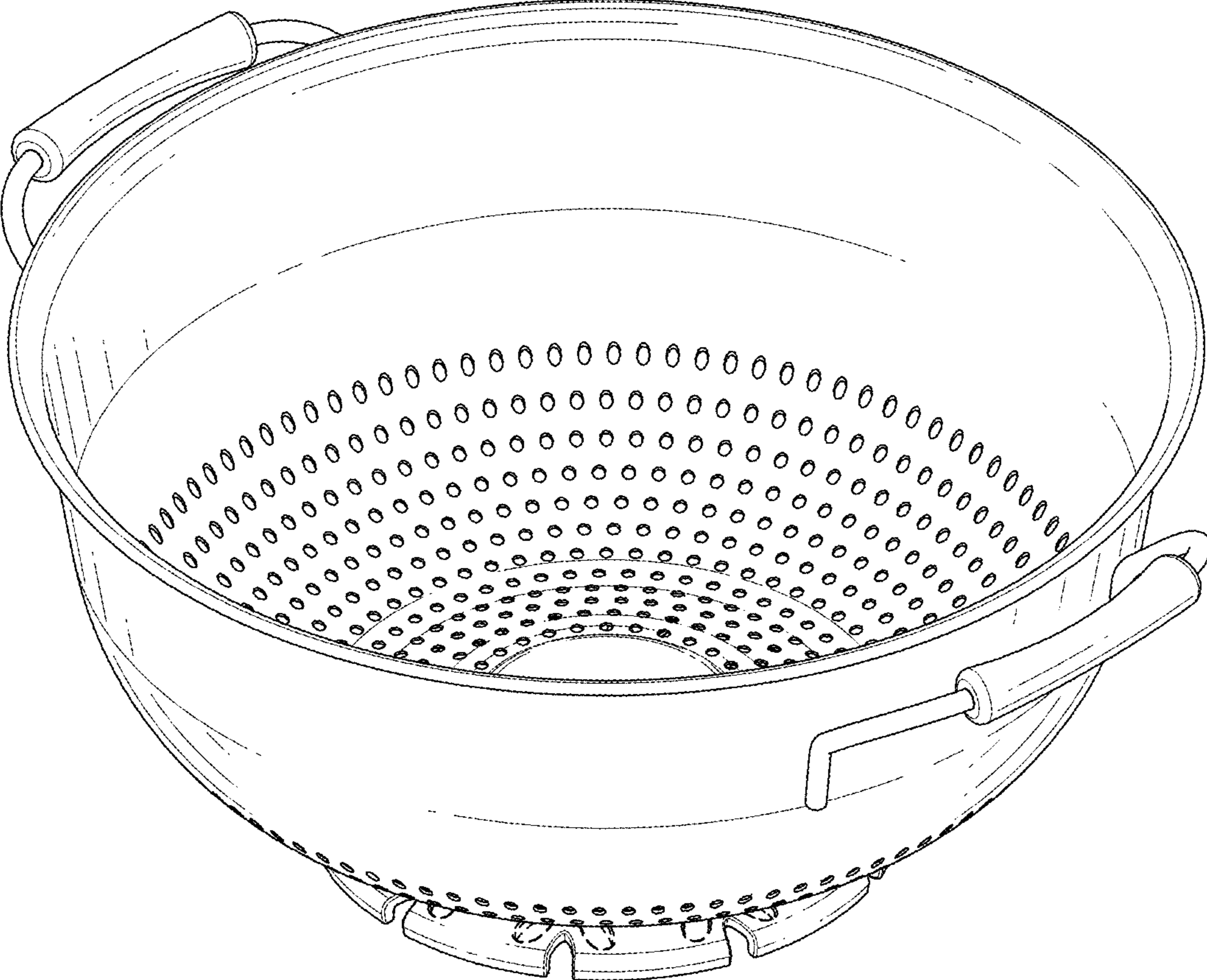


FIG. 1

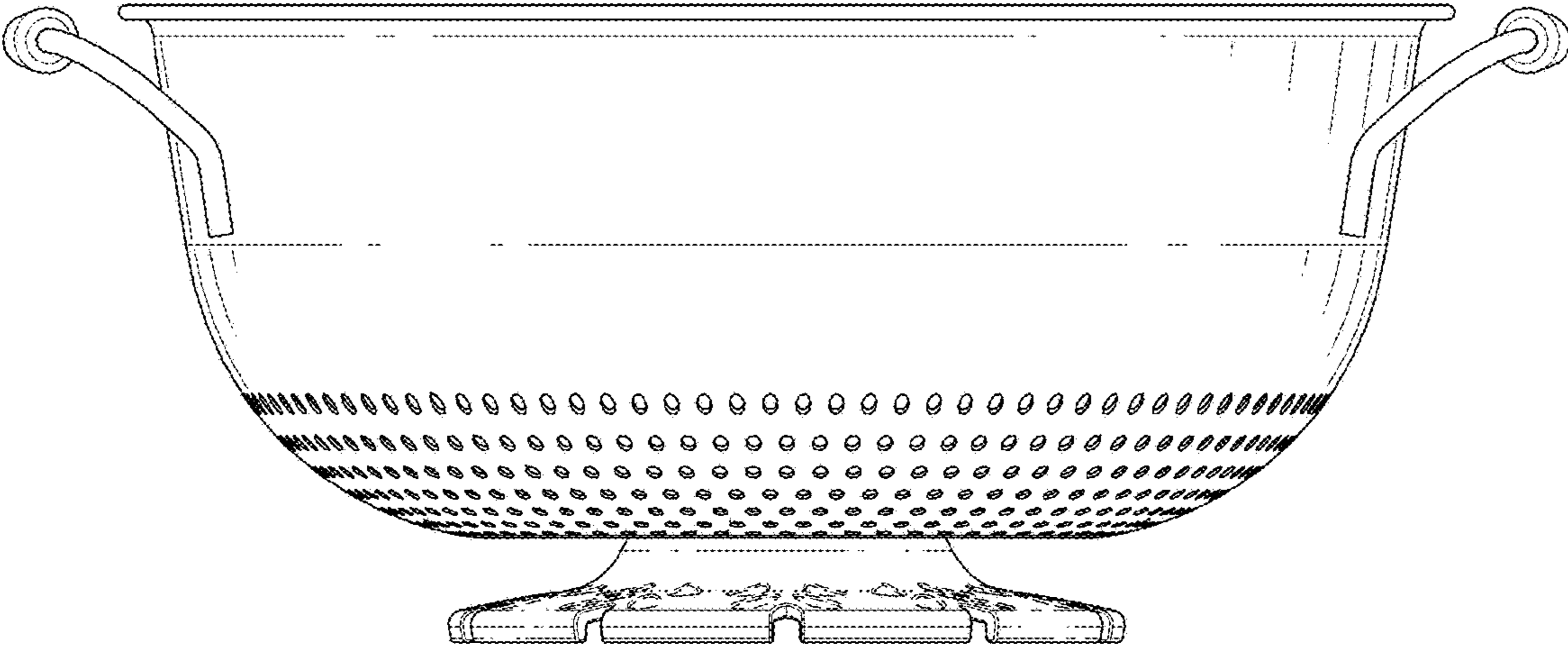


FIG. 2

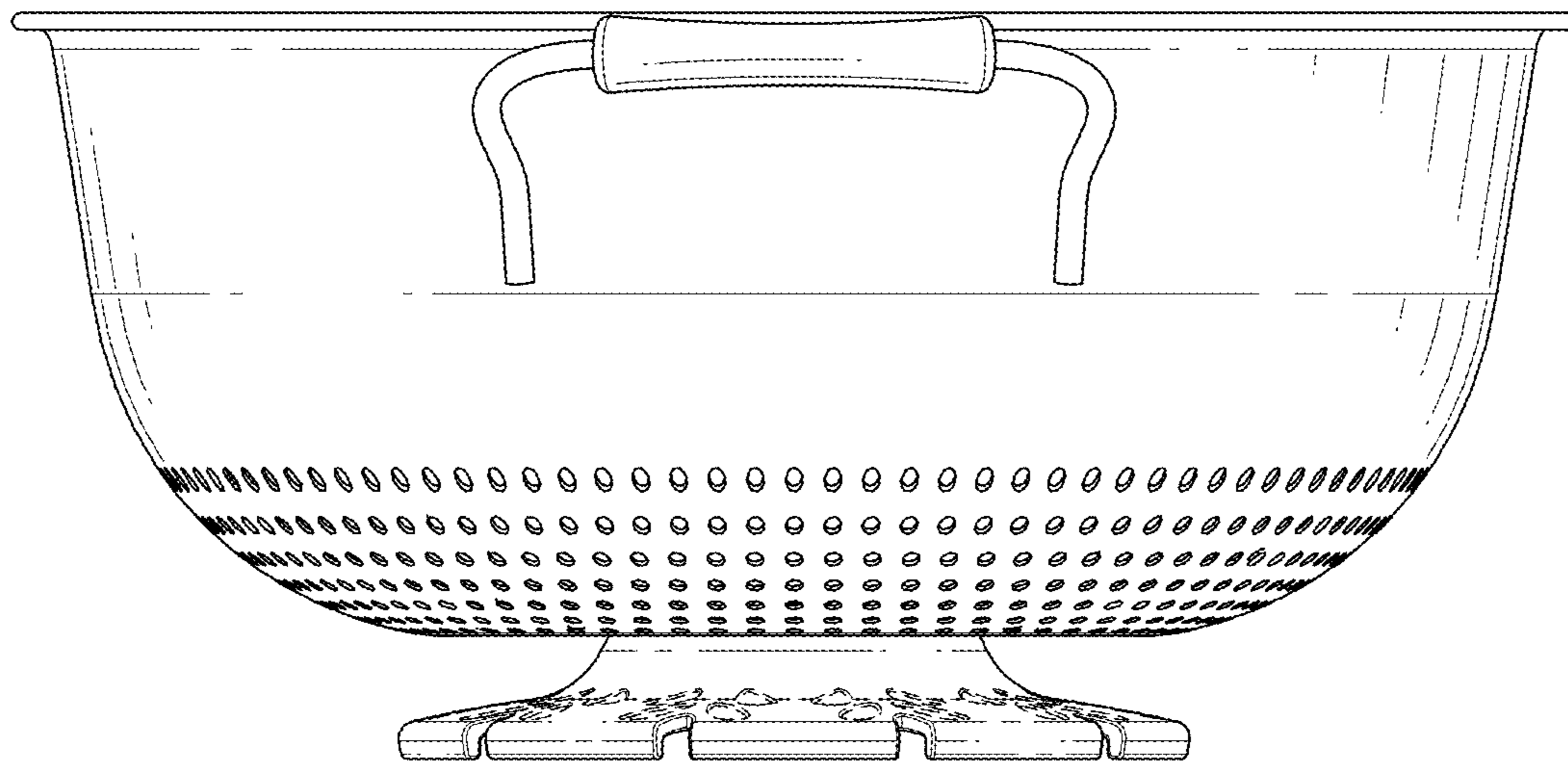


FIG. 3

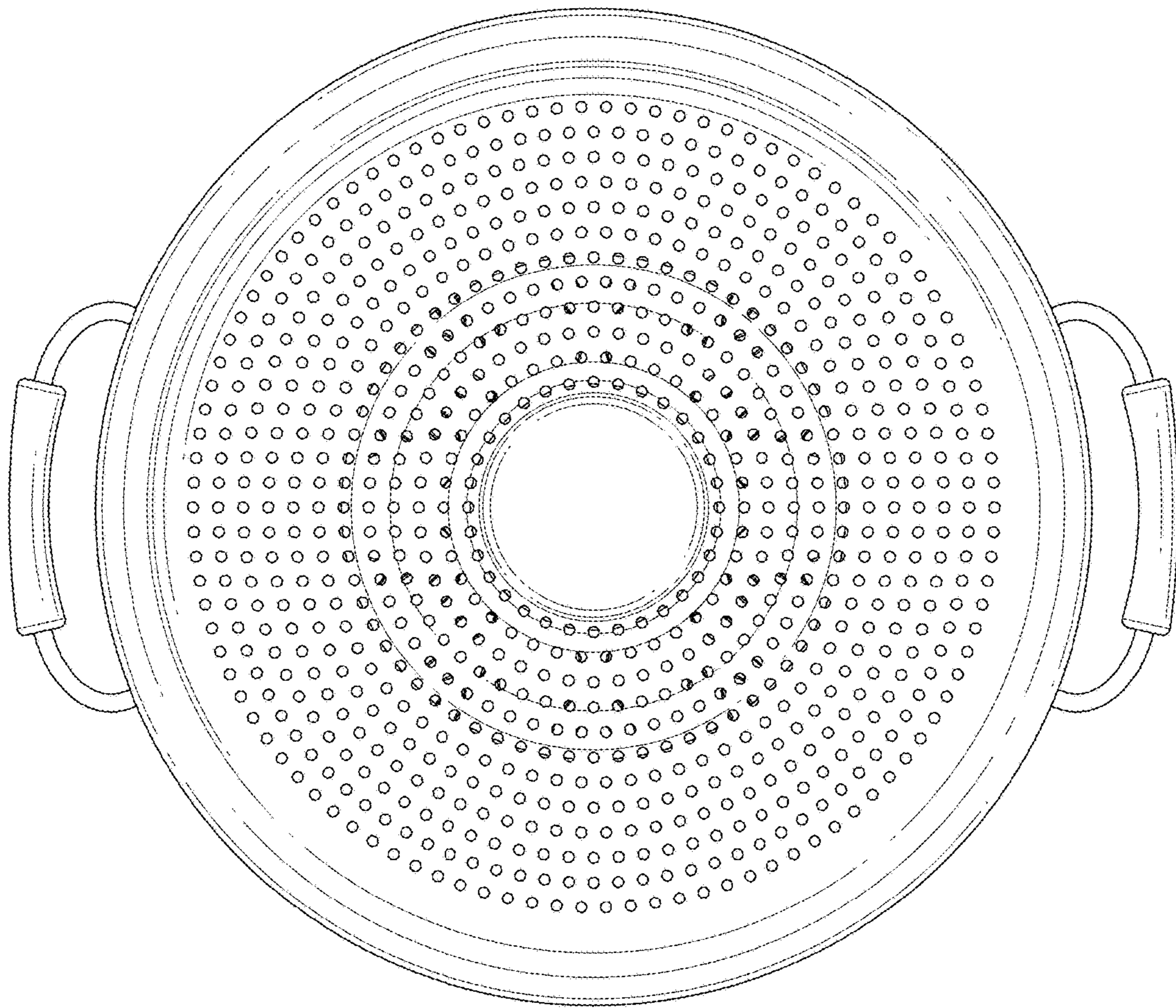


FIG.4

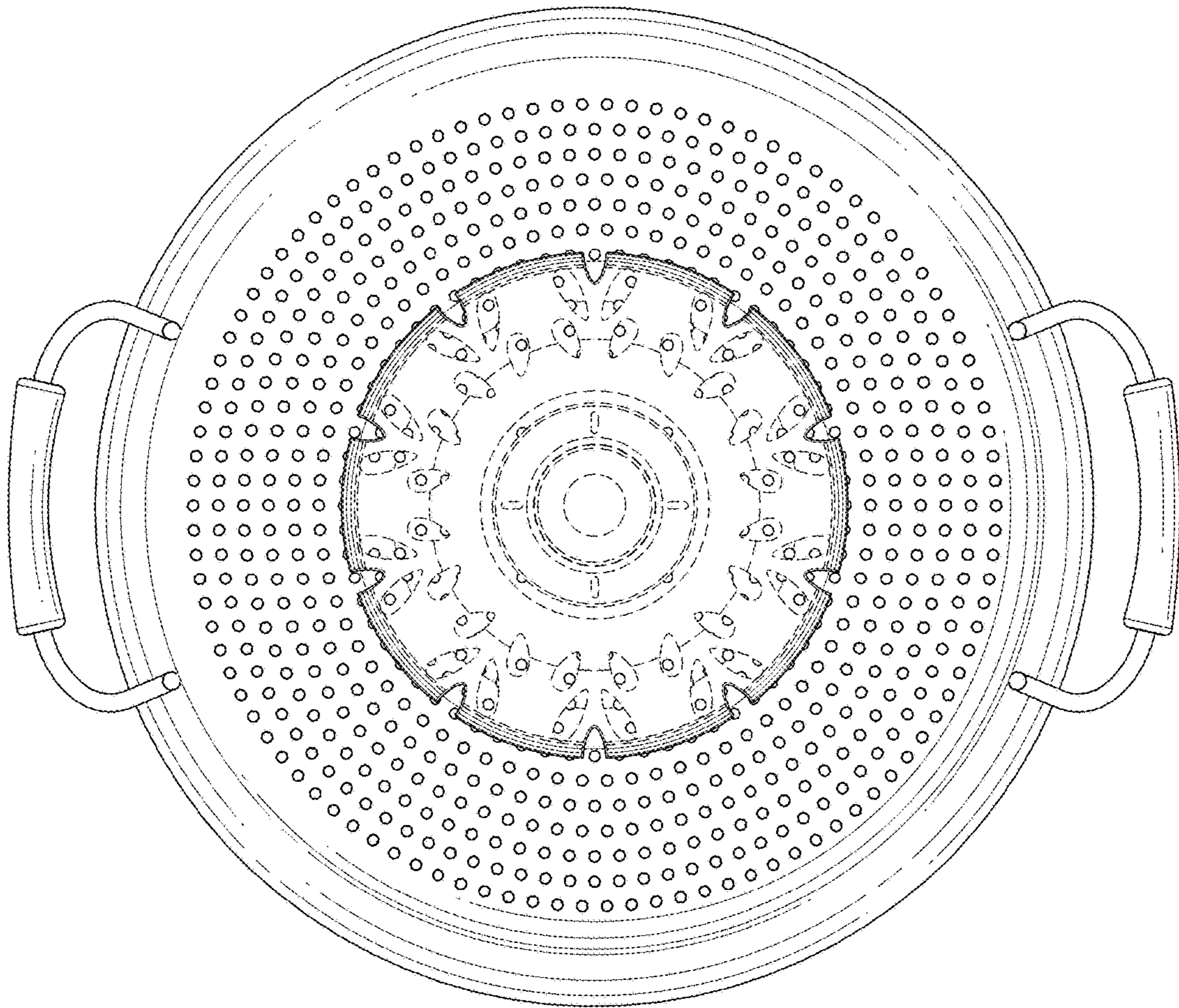


FIG.5