



US00D784771S

(12) **United States Design Patent**
Goodman et al.

(10) **Patent No.:** **US D784,771 S**
(45) **Date of Patent:** **** Apr. 25, 2017**

- (54) **BOWL**
- (71) Applicant: **Spectrum Diversified Designs, LLC**,
Streetsboro, OH (US)
- (72) Inventors: **Aaron D. Goodman**, Beachwood, OH
(US); **Phaysouk Xayoiphonh**, Akron,
OH (US)
- (73) Assignee: **Spectrum Diversified Designs, LLC**,
Streetsboro, OH (US)
- (**) Term: **15 Years**
- (21) Appl. No.: **29/554,630**
- (22) Filed: **Feb. 12, 2016**
- (51) **LOC (10) Cl.** **07-01**
- (52) **U.S. Cl.**
USPC **D7/584**; D7/601; D7/609; D7/667;
D3/306; D23/261
- (58) **Field of Classification Search**
USPC D7/584, 400, 601, 602, 667, 609;
D3/306; D23/261; D11/152
CPC A47G 23/04; B65D 7/20; B65D 85/22;
B65D 25/32
See application file for complete search history.

D244,418	S	*	5/1977	Chetta, Jr.	D11/144
D249,621	S	*	9/1978	Ondrasik, II	D7/667
4,250,664	A	*	2/1981	Remke	A01G 23/04 206/423
D339,266	S	*	9/1993	Lockett	D7/323
D350,912	S	*	9/1994	Stansfield	D11/152
D416,165	S	*	11/1999	Zemel	D7/354
D448,320	S	*	9/2001	Jones	D11/148
6,352,269	B1	*	3/2002	Chinigo	B62B 1/264 280/47.17
D462,422	S	*	9/2002	Conner	D23/261
D512,223	S	*	12/2005	Snell	D3/304
7,213,605	B2	*	5/2007	Young	B08B 3/045 134/134
D569,691	S	*	5/2008	Goodman	D7/601
D608,598	S	*	1/2010	Goodman	D7/601
D613,559	S	*	4/2010	Goodman	D7/601
D616,254	S	*	5/2010	Goodman	D7/601
D616,255	S	*	5/2010	Goodman	D7/601
D620,711	S	*	8/2010	Hertaus	D3/306
D622,107	S	*	8/2010	Goodman	D7/601

(Continued)

Primary Examiner — Marianne Pandozzi
(74) *Attorney, Agent, or Firm* — Renner, Otto, Boisselle & Sklar, LLP

(57) **CLAIM**

The ornamental design for a bowl, as shown and described.

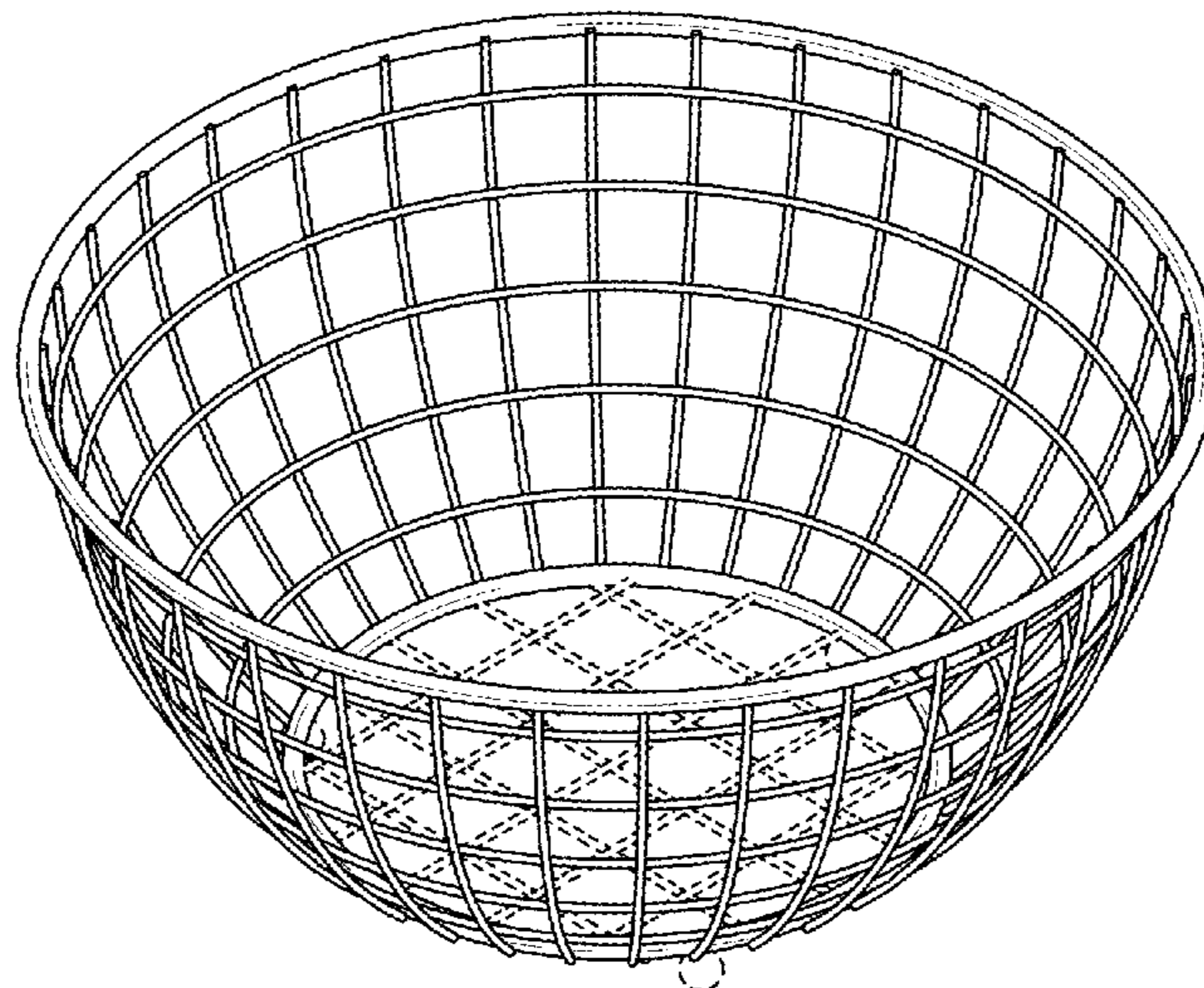
DESCRIPTION

FIG. 1 is a top, front, right perspective view of a bowl showing our new design;
FIG. 2 is a front elevation view thereof, a rear elevation view, right side elevation view and left side elevation view being a mirror image of the front elevation view;
FIG. 3 is a top plan view thereof; and,
FIG. 4 is a bottom plan view thereof.
The broken lines in the drawing depict portions of the bowl that form no part of the claimed design.

1 Claim, 3 Drawing Sheets

(56) **References Cited**
U.S. PATENT DOCUMENTS

72,770	A	*	12/1867	Woods et al.	A47F 7/0064 211/181.1
D15,429	S	*	10/1884	Ayers	D30/129
924,384	A	*	6/1909	Schlueter	B65D 47/06 220/485
1,477,700	A	*	12/1923	Fuller	B65D 7/20 220/491
1,573,558	A	*	2/1926	Macomber	B65D 7/20 220/491
3,979,856	A	*	9/1976	Belcher	A01G 23/04 220/485



(56)

References Cited

U.S. PATENT DOCUMENTS

D629,656	S	*	12/2010	Goodman	D7/601
D633,755	S	*	3/2011	Guindi	D7/601
D634,933	S	*	3/2011	Hertaus	D3/306
D638,174	S	*	5/2011	Wolk	D30/121
D641,567	S	*	7/2011	Bugio	D11/148
D646,933	S	*	10/2011	Goodman	D7/601
D659,401	S	*	5/2012	Pedersen	D3/306
D664,006	S	*	7/2012	Goodman	D7/601
D664,007	S	*	7/2012	Goodman	D7/601
8,261,488	B2	*	9/2012	Kempf	A01G 9/10 47/78
D670,971	S	*	11/2012	Goodman	D7/601
D671,371	S	*	11/2012	Goodman	D7/601
D698,205	S	*	1/2014	Goodman	D7/601
D702,327	S	*	4/2014	Dannrup	D23/261
D746,592	S		1/2016	Goodman et al.		
D748,437	S	*	2/2016	Goodman	D7/584
D748,950	S	*	2/2016	Goodman	D7/601
D751,186	S	*	3/2016	Romzek	D23/410
9,468,921	B2	*	10/2016	Kondo	F01N 3/2026

* cited by examiner

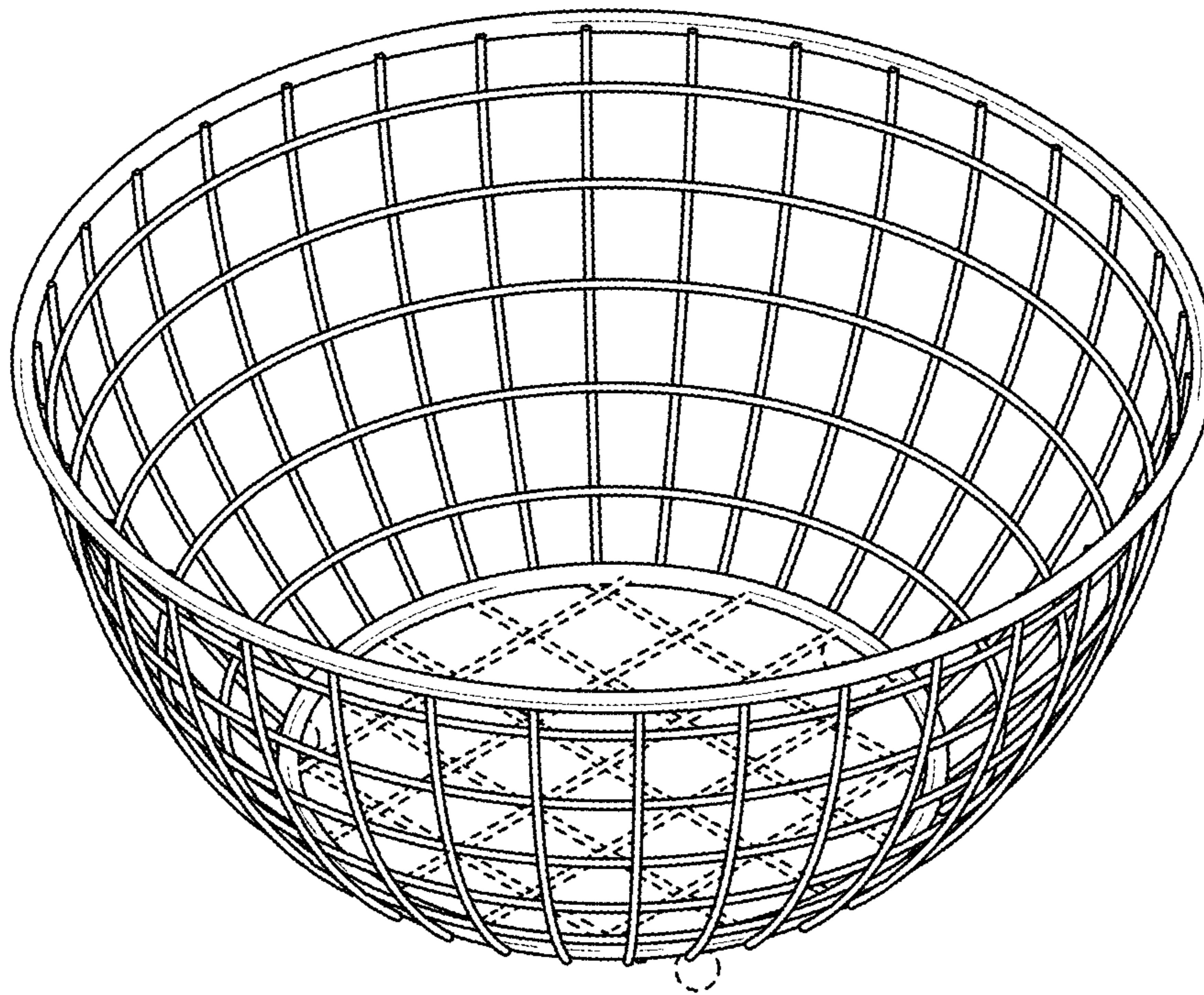


FIG. 1

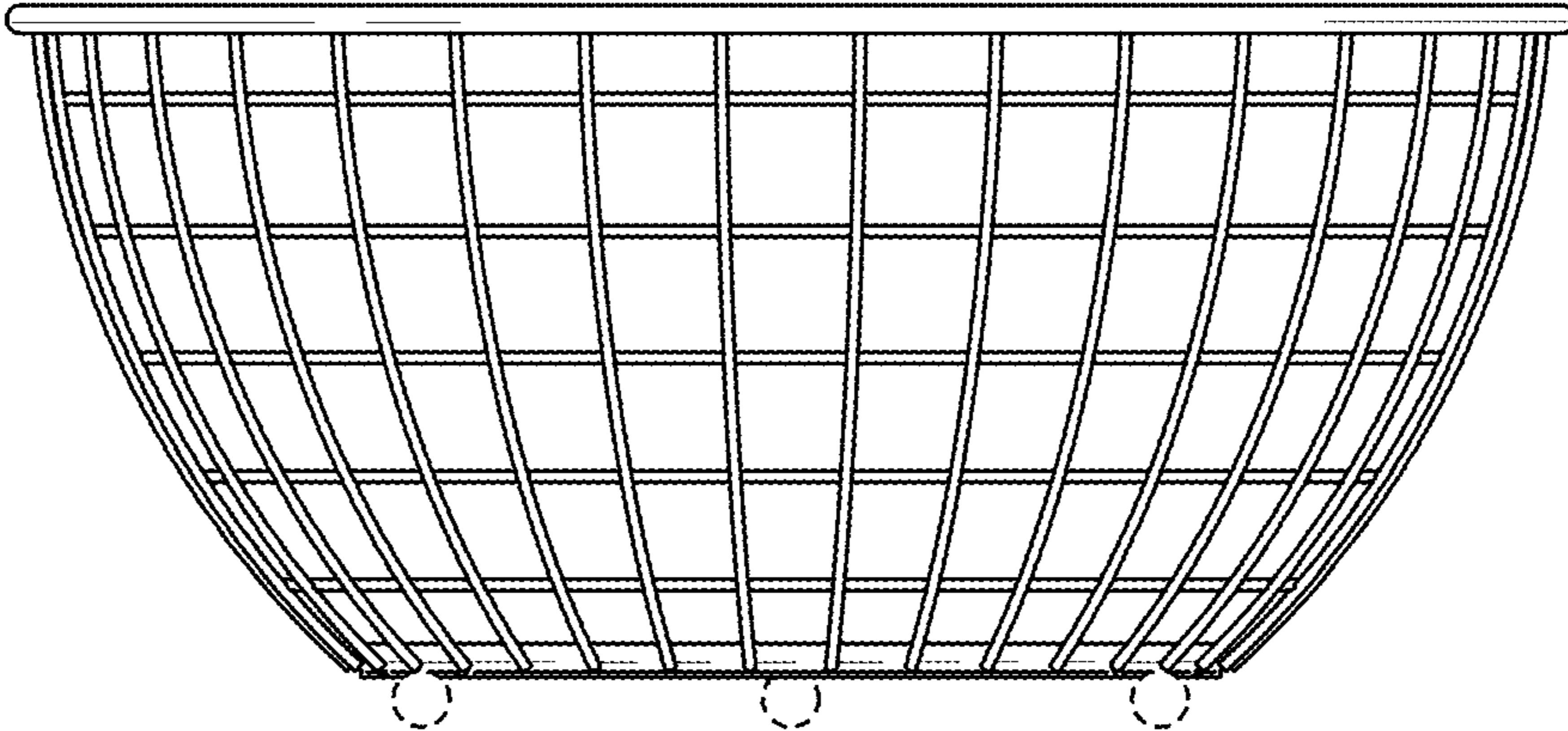


FIG. 2

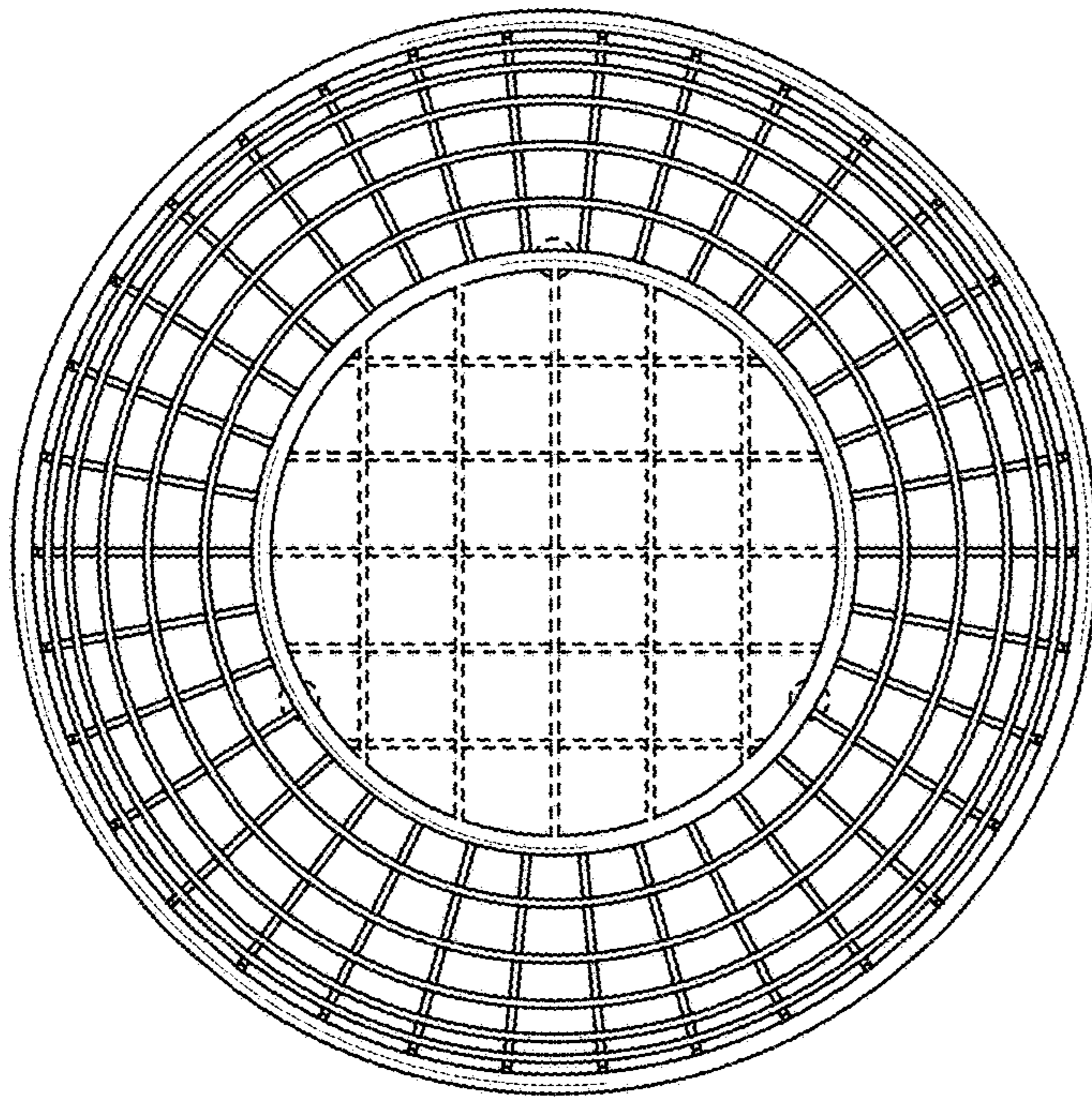


FIG. 3

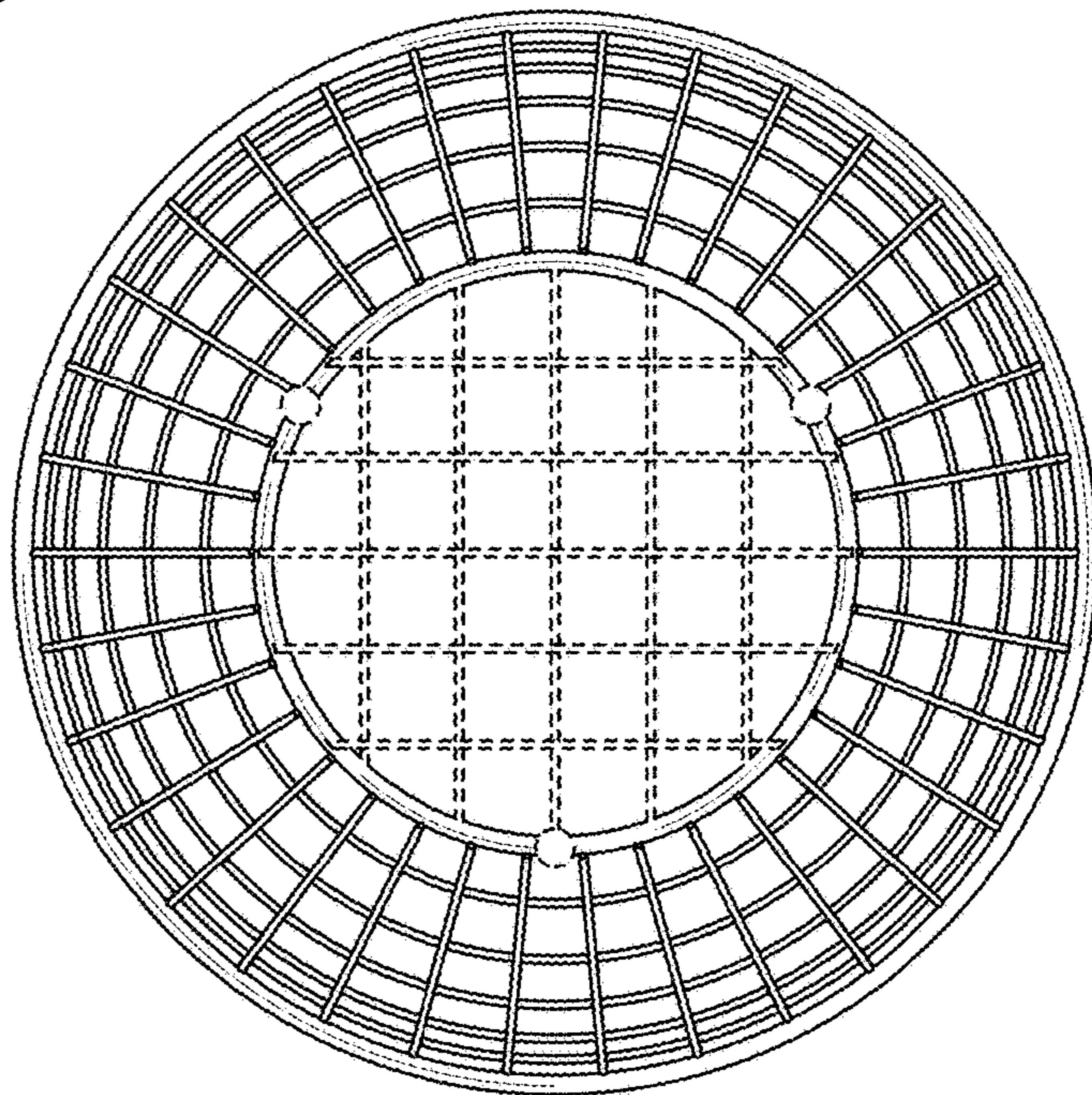


FIG. 4