



US00D784758S

(12) **United States Design Patent**
Cho et al.

(10) **Patent No.:** **US D784,758 S**

(45) **Date of Patent:** **** *Apr. 25, 2017**

(54) **ELECTRIC OVEN RANGE**

(71) Applicant: **LG ELECTRONICS INC.**, Seoul (KR)

(72) Inventors: **Sangwoog Cho**, Seoul (KR); **Sooyeon Kim**, Seoul (KR); **Jaehun Chung**, Seoul (KR)

(73) Assignee: **LG ELECTRONICS INC.**, Seoul (KR)

(*) Notice: This patent is subject to a terminal disclaimer.

(**) Term: **15 Years**

(21) Appl. No.: **29/534,863**

(22) Filed: **Jul. 31, 2015**

(30) **Foreign Application Priority Data**

Feb. 3, 2015 (KR) 30-2015-0005913

(51) **LOC (10) Cl.** **07-02**

(52) **U.S. Cl.**
USPC **D7/406**

(58) **Field of Classification Search**
USPC D7/332-351, 362-367, 402-409;
D23/415
CPC F24C 3/00; F24C 3/08; F24C 3/008; F24C
15/00; F24C 15/0001
See application file for complete search history.

(56) **References Cited**

U.S. PATENT DOCUMENTS

D166,390 S * 4/1952 Guild et al. D7/406
D179,403 S * 12/1956 Wilson D7/406

D521,317 S * 5/2006 Hessen D7/340
D547,593 S * 7/2007 May D7/334
D549,513 S * 8/2007 Chung D7/334
D560,953 S * 2/2008 Bruno D7/334
D612,685 S * 3/2010 Baker D7/405
D687,669 S * 8/2013 Chung D7/334
D697,358 S * 1/2014 Kim D7/340
D710,644 S * 8/2014 Kim D7/340
D710,645 S * 8/2014 Kim D7/340
D723,321 S * 3/2015 Chung D7/334
D731,844 S * 6/2015 Kim D7/340
D731,845 S * 6/2015 Kim D7/340
D736,026 S * 8/2015 Kam D7/334
D755,558 S * 5/2016 Lee D7/340

* cited by examiner

Primary Examiner — Sheryl Lane

Assistant Examiner — Nicole Shiflet

(74) *Attorney, Agent, or Firm* — Birch, Stewart, Kolasch & Birch, LLP

(57) **CLAIM**

We claim the ornamental design for an electric oven range, as shown and described.

DESCRIPTION

FIG. 1 is a perspective view of an electric oven range showing our new design;
FIG. 2 is a front elevation view thereof;
FIG. 3 is a rear elevation view thereof;
FIG. 4 is a left-side elevation view thereof;
FIG. 5 is a right-side elevation view thereof;
FIG. 6 is a top plan view thereof; and,
FIG. 7 is a bottom plan view thereof.

The broken lines in the drawing figures are included for the purpose of illustrating environment and form no part of the claimed design.

1 Claim, 6 Drawing Sheets

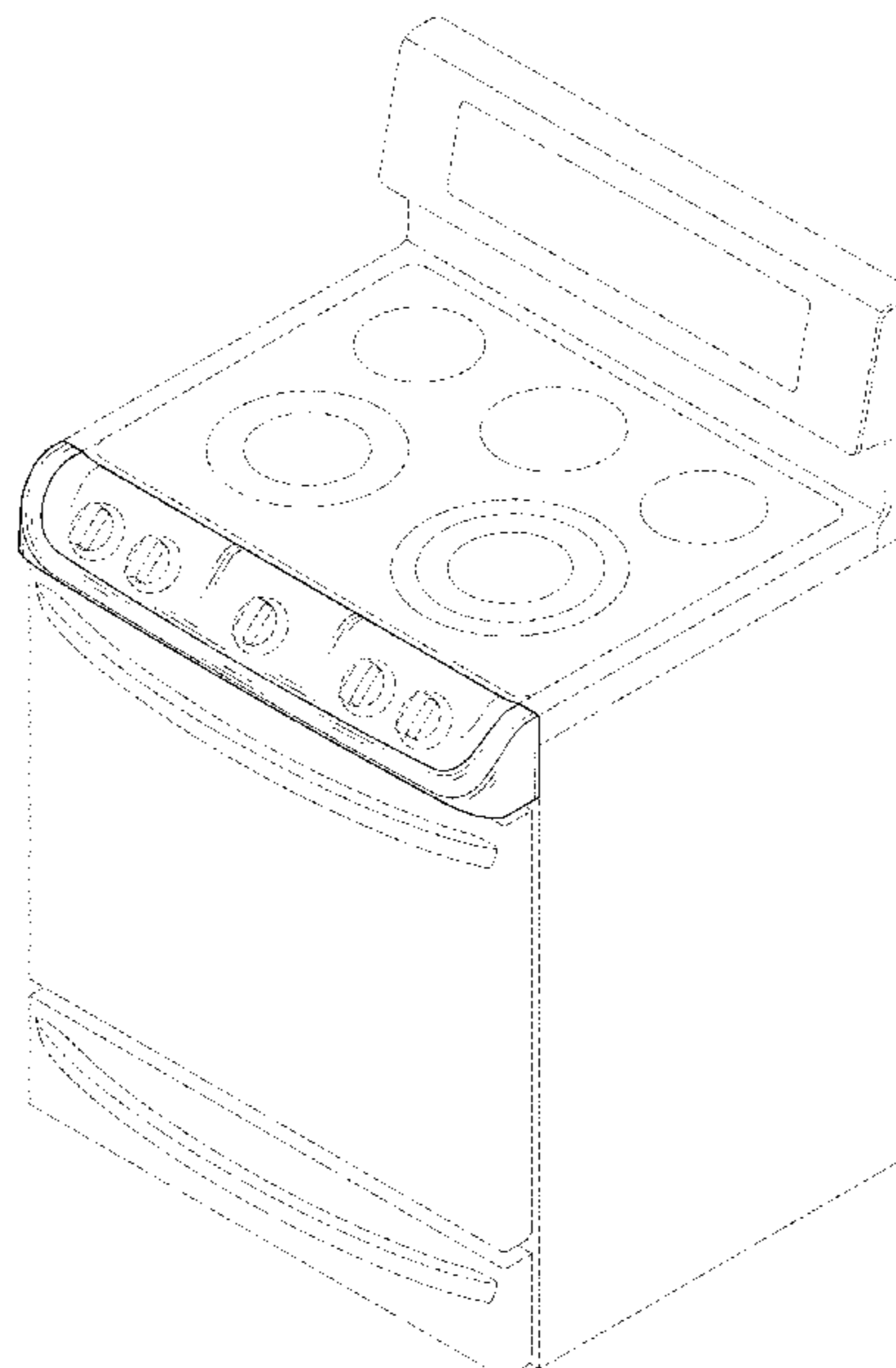


FIG. 1

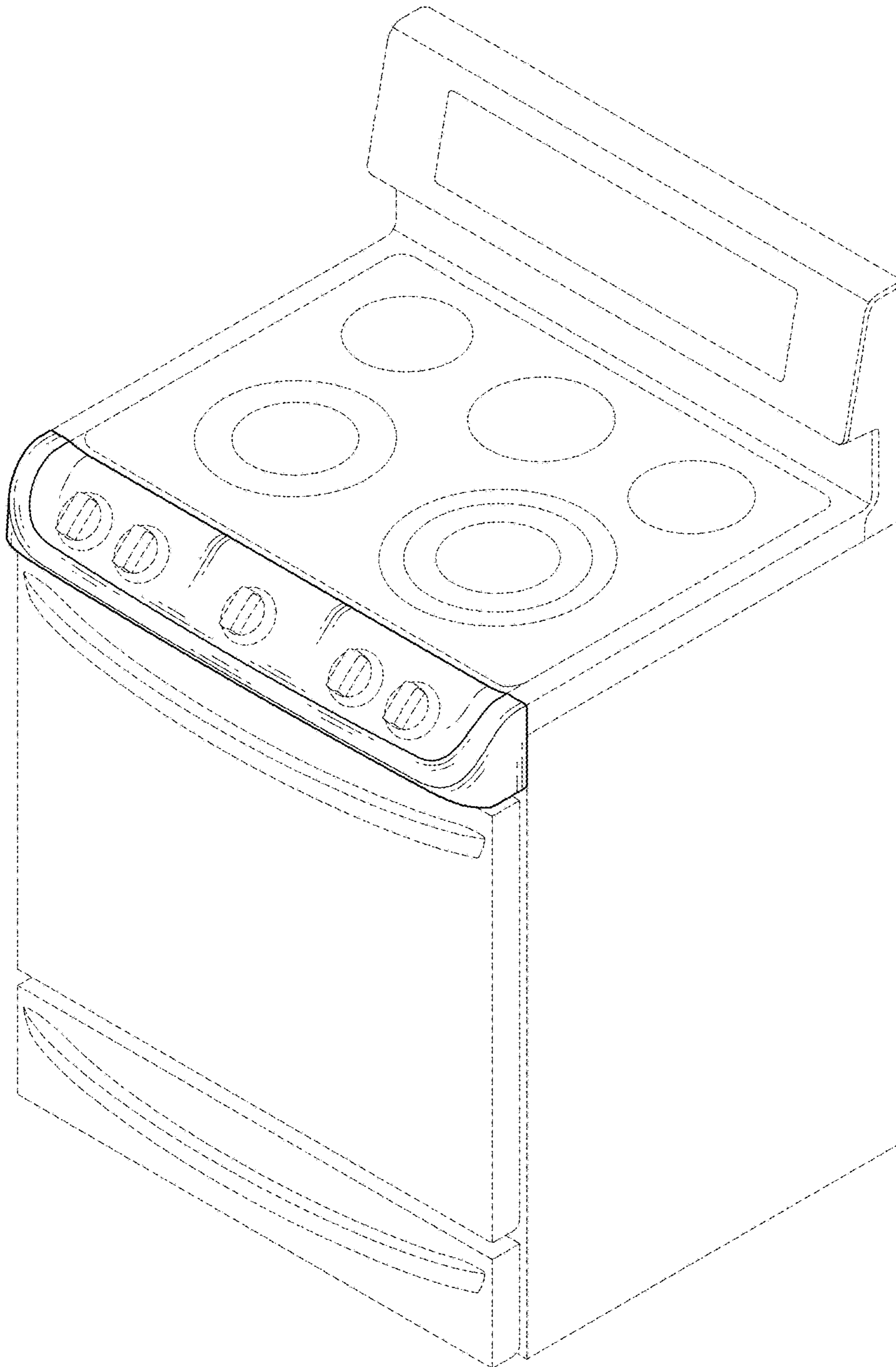


FIG. 2




FIG. 3



FIG. 4

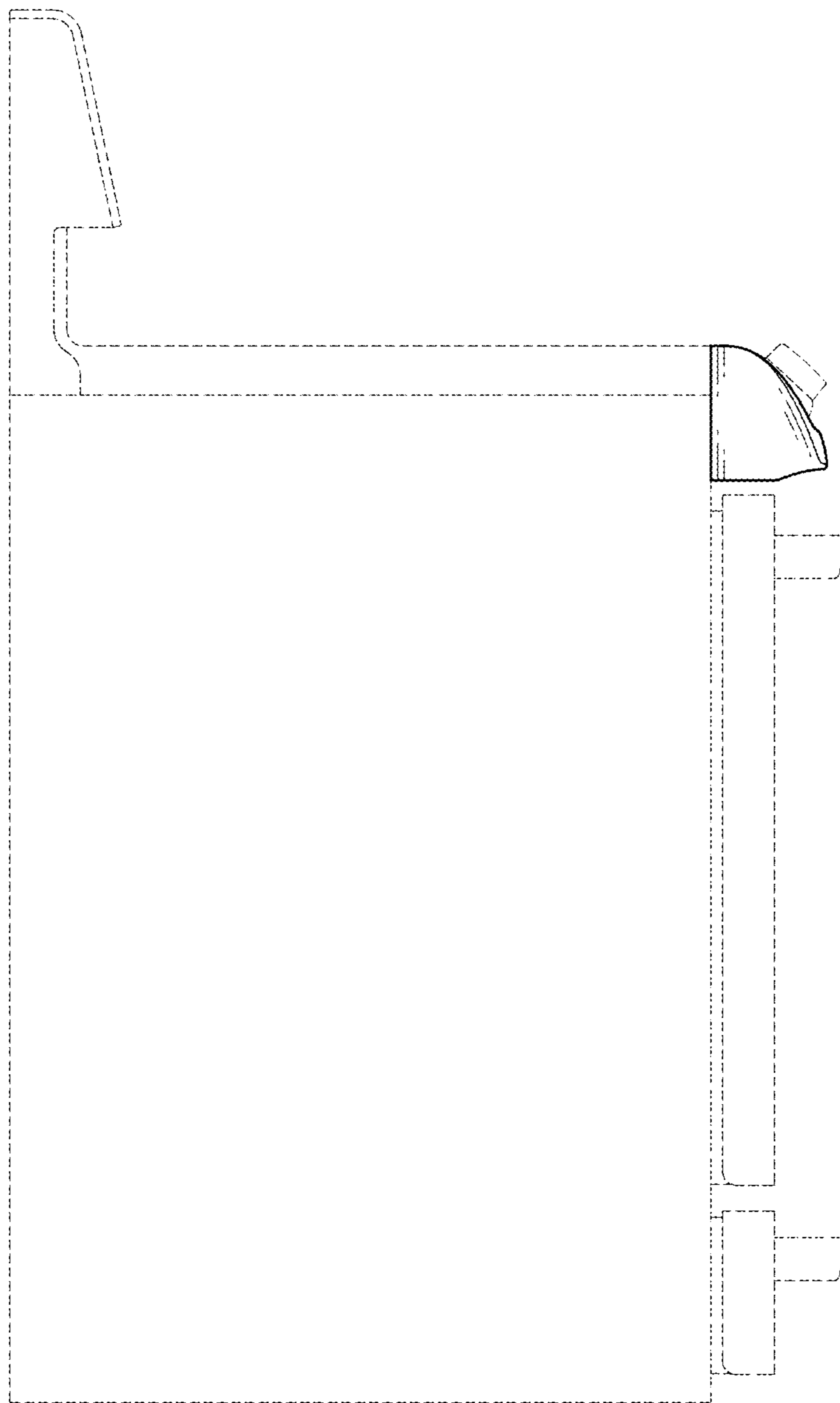


FIG. 5

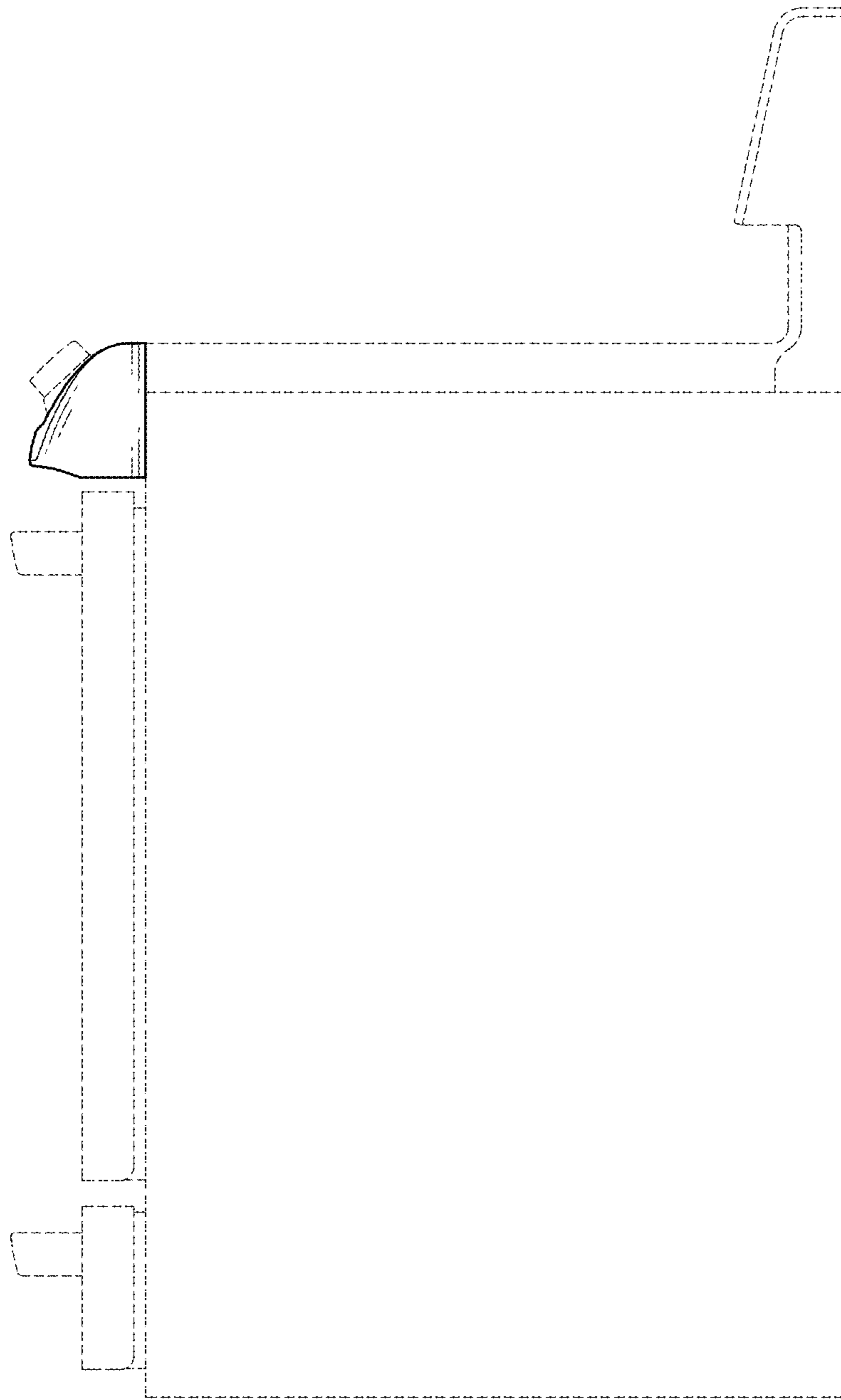


FIG. 6

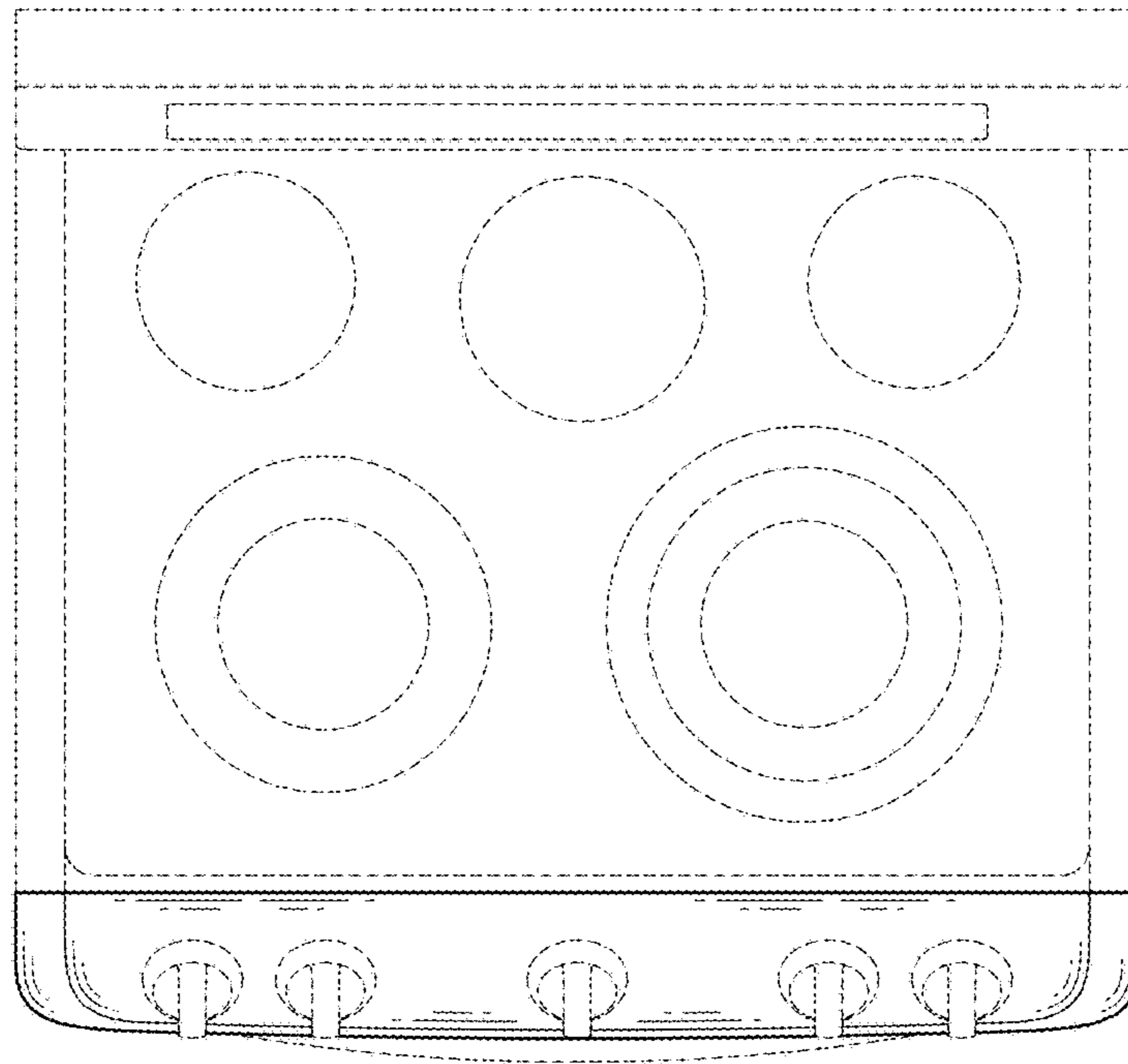


FIG. 7

