



US00D784745S

(12) **United States Design Patent**
Nilsson et al.

(10) **Patent No.:** **US D784,745 S**

(45) **Date of Patent:** **** Apr. 25, 2017**

(54) **RACK SHELF**

(71) Applicant: **Elfa International AB**, Västervik (SE)

(72) Inventors: **Peter Nilsson**, Västervik (SE); **Rolf Henriksson**, Ankarsrum (SE)

(73) Assignee: **Elfa International AB**, Västervik (SE)

(**) Term: **15 Years**

(21) Appl. No.: **29/528,650**

(22) Filed: **May 29, 2015**

(30) **Foreign Application Priority Data**

Dec. 1, 2014 (EM) 002588426

(51) **LOC (10) Cl.** **06-06**

(52) **U.S. Cl.**
USPC **D6/705**

(58) **Field of Classification Search**
USPC D6/672-673, 675, 702, 705, 707;
D15/89

CPC A47F 5/0043; A47F 5/0068; A47F 7/0007;
A47F 7/0021

See application file for complete search history.

(56) **References Cited**

U.S. PATENT DOCUMENTS

3,087,771 A	4/1963	Pari	
3,295,902 A	1/1967	Doult	
3,437,214 A *	4/1969	Sainsbury	A47B 96/067 108/152
3,484,035 A	12/1969	Swett et al.	
D280,583 S *	9/1985	Evenson	D6/574
D283,189 S *	4/1986	Hampton	D34/6
4,795,041 A	1/1989	Remmers	
5,677,030 A *	10/1997	Shanok	A47B 96/027 108/27
D419,302 S	1/2000	Hardy et al.	
6,105,233 A *	8/2000	Neal	F25D 25/02 29/451
D431,907 S	10/2000	Andujar et al.	

6,220,461 B1 * 4/2001 Dickinson A47B 57/045
108/108

D443,163 S * 6/2001 Welch D6/574

D449,074 S 10/2001 Andujar

D450,481 S 11/2001 Post

D451,675 S 12/2001 Hardy et al.

(Continued)

FOREIGN PATENT DOCUMENTS

EP 0 176 904 A2 4/1986

FR 2078917 A5 11/1971

(Continued)

OTHER PUBLICATIONS

European Patent Office, International Search Report, International Patent Application No. PCT/EP2015/078029 Filed Under the Patent Cooperation Treaty, Nov. 30, 2015.

Primary Examiner — Kelley Donnelly

(74) *Attorney, Agent, or Firm* — Hubbard Johnston, PLLC

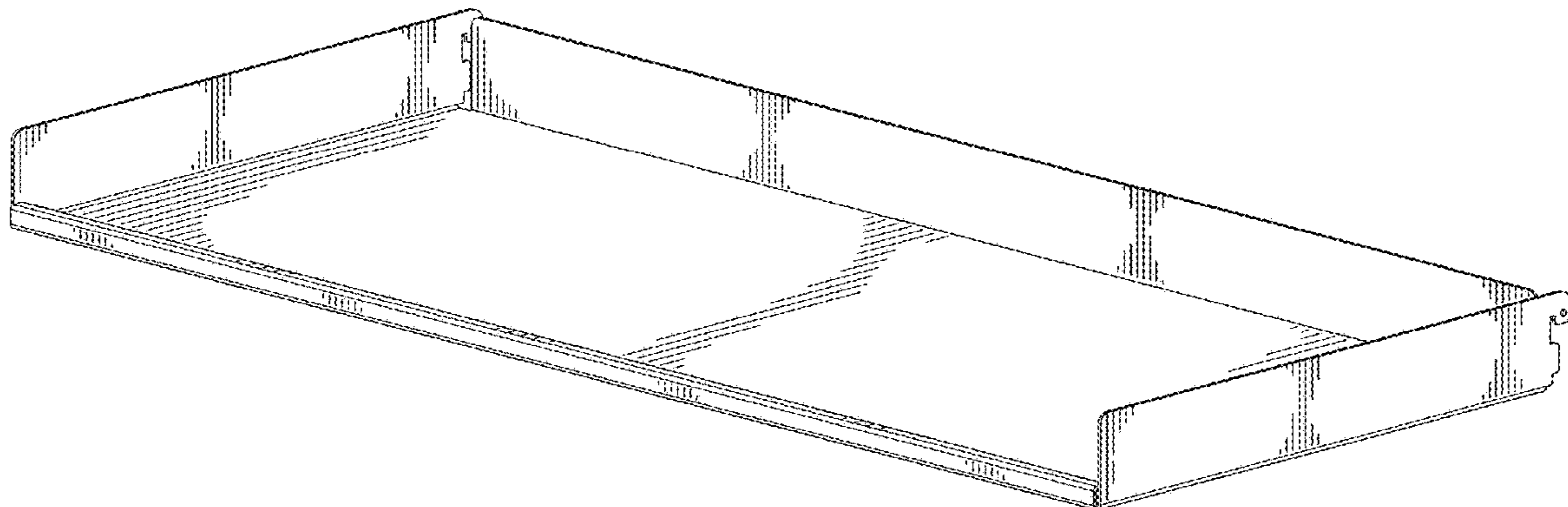
(57) **CLAIM**

The ornamental design for a rack shelf, as shown and described.

DESCRIPTION

FIG. 1 is a top perspective view of a rack shelf;
FIG. 2 is a top plan view of rack shelf of FIG. 1;
FIG. 3 is a bottom plan view of the rack shelf of FIG. 1;
FIG. 4 is a front elevational view of the rack shelf of FIG. 1;
FIG. 5 is a rear elevational view of the rack shelf of FIG. 1;
FIG. 6 is an elevational view of a first side rack shelf of FIG. 1; and,
FIG. 7 is an elevational view of a second side of the rack shelf of FIG. 1.

1 Claim, 4 Drawing Sheets



(56)

References Cited

U.S. PATENT DOCUMENTS

D453,027 S 1/2002 Andujar
 D476,155 S 6/2003 Post et al.
 D481,233 S 10/2003 Post et al.
 D486,981 S 2/2004 Post et al.
 D488,334 S 4/2004 Post et al.
 6,718,635 B2 4/2004 Cheng et al.
 D498,375 S 11/2004 Post et al.
 D501,105 S 1/2005 Post et al.
 D503,059 S 3/2005 Post et al.
 D512,867 S * 12/2005 Gates D6/574
 D513,065 S * 12/2005 Luong D23/307
 D513,874 S 1/2006 Hardy et al.
 D516,347 S 3/2006 Post et al.
 D516,814 S 3/2006 Post et al.
 D528,300 S 9/2006 Hardy et al.
 D530,517 S 10/2006 Hardy et al.
 D541,563 S * 5/2007 LaBonia, Jr. D6/705
 7,270,245 B2 9/2007 Cheng et al.
 D554,896 S 11/2007 Post
 D562,854 S * 2/2008 Vardon D15/89
 D565,334 S 4/2008 Post et al.
 D567,553 S 4/2008 Post et al.
 D582,161 S 12/2008 Hardy et al.
 D584,055 S 1/2009 Hardy et al.
 D593,783 S * 6/2009 Golias, Jr. D6/705
 D609,510 S * 2/2010 Stafford D6/705

D612,405 S * 3/2010 Eicher D15/89
 D613,316 S * 4/2010 Schmidt D15/89
 D632,080 S 2/2011 Hardy et al.
 D639,561 S 6/2011 Hardy et al.
 D653,063 S 1/2012 Post et al.
 D656,694 S * 3/2012 Kim D32/25
 D660,059 S * 5/2012 Nilsson D6/705
 D676,694 S * 2/2013 Daily D6/703
 D688,905 S * 9/2013 Stravitz D6/705
 D694,292 S * 11/2013 Eby D15/89
 D701,408 S * 3/2014 Mason D6/705.7
 D724,876 S * 3/2015 Gokhale D6/705
 D745,902 S * 12/2015 Choi D15/89
 2003/0102315 A1 6/2003 Cheng et al.
 2003/0222043 A1 * 12/2003 Rouch A47B 96/062
 211/153
 2005/0077299 A1 4/2005 Cheng et al.
 2007/0187277 A1 8/2007 Furlong
 2012/0168433 A1 7/2012 Cheng et al.
 2014/0042113 A1 2/2014 Cheng et al.
 2016/0242573 A1 * 8/2016 Colelman A47F 5/005

FOREIGN PATENT DOCUMENTS

GB 948898 A 11/1962
 JP 09149830 A 6/1997
 WO 0056188 A1 9/2000
 WO 2010/121295 A1 10/2010

* cited by examiner

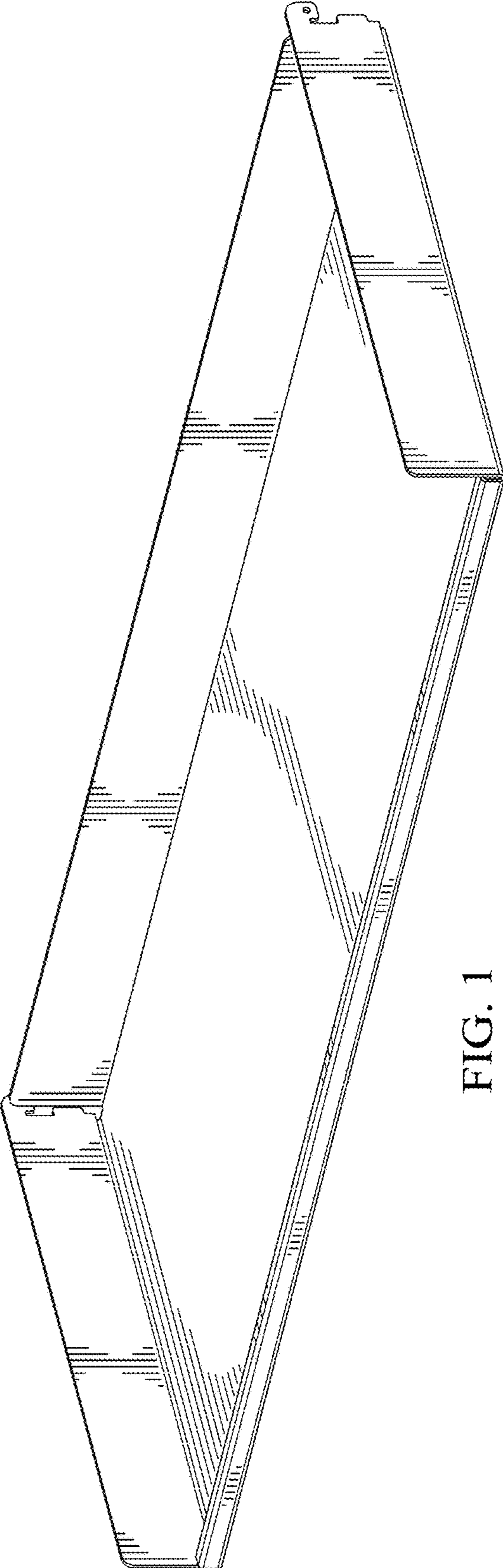


FIG. 1

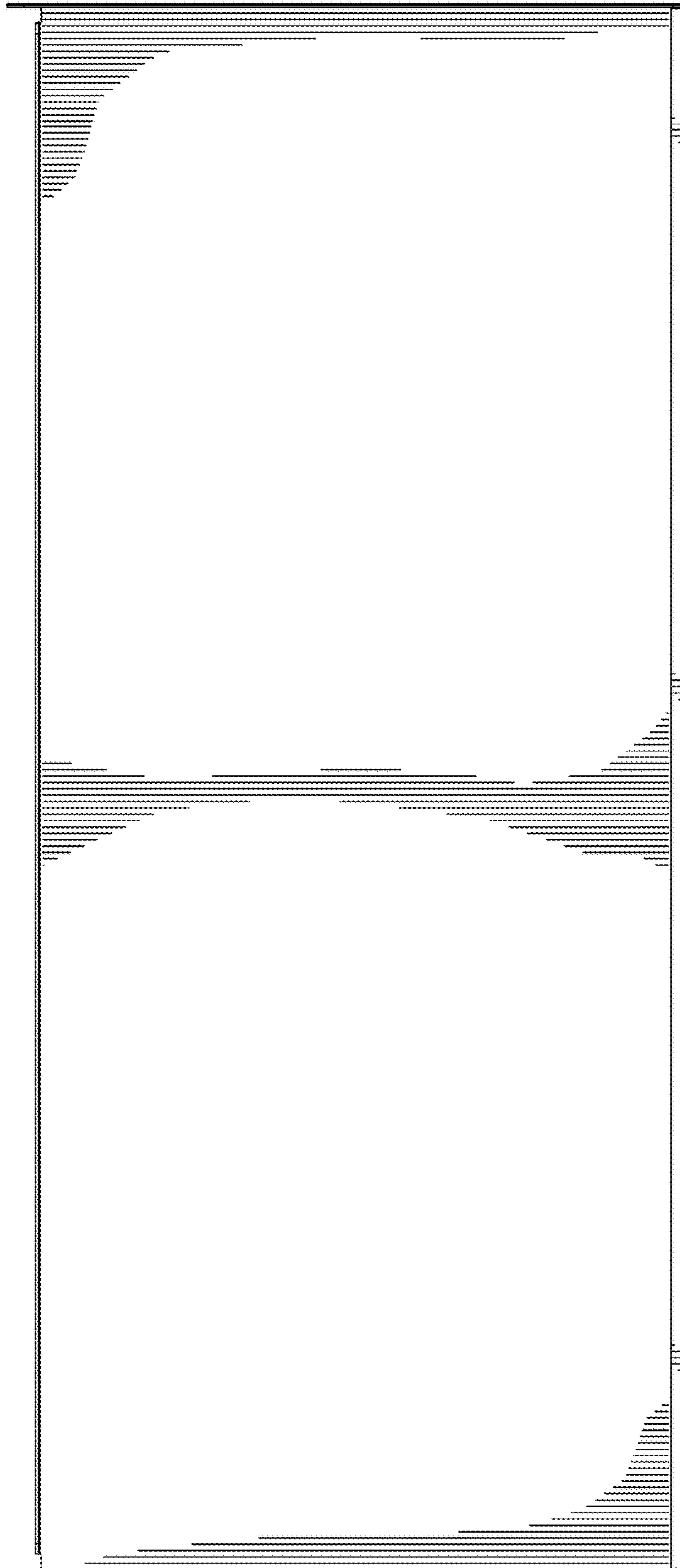


FIG. 2

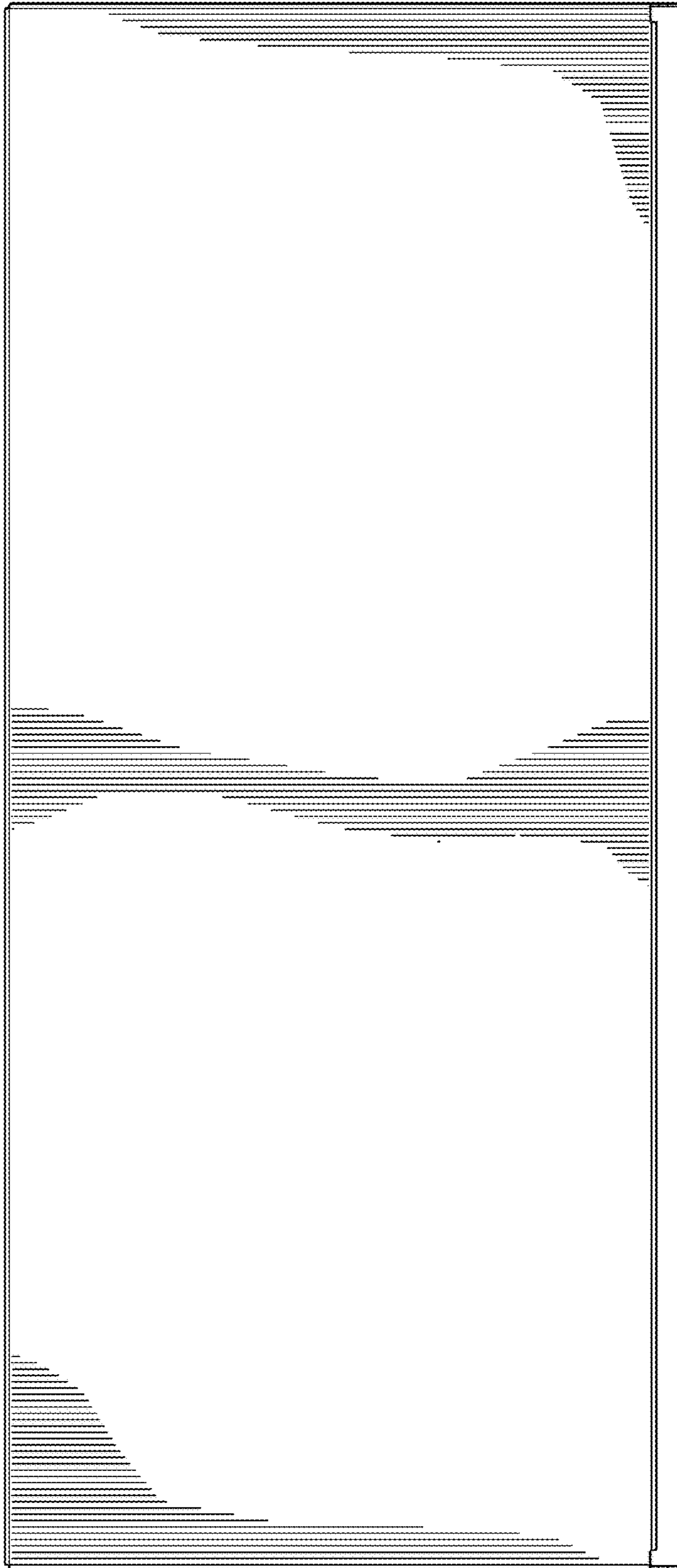


FIG. 3




FIG. 4



FIG. 5

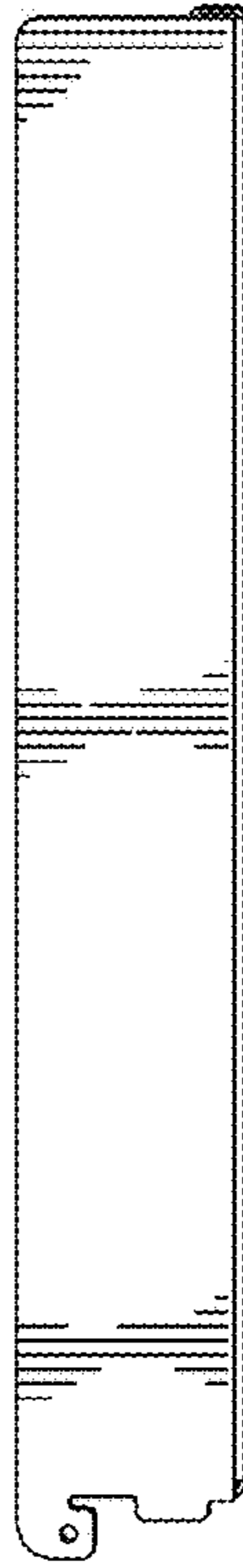


FIG. 6




FIG. 7