



US00D784732S

(12) **United States Design Patent** (10) **Patent No.:** **US D784,732 S**
Larrieu (45) **Date of Patent:** **** Apr. 25, 2017**

(54) **INFLATABLE SPINAL SUPPORT DEVICE**

(71) Applicant: **Peter Larrieu**, Corona Del Mar, CA (US)

(72) Inventor: **Peter Larrieu**, Corona Del Mar, CA (US)

(**) Term: **14 Years**

(21) Appl. No.: **29/510,981**

(22) Filed: **Dec. 4, 2014**

Related U.S. Application Data

(63) Continuation of application No. 13/712,966, filed on Dec. 12, 2012, now Pat. No. 9,004,595.

(51) **LOC (10) Cl.** **06-09**

(52) **U.S. Cl.**
USPC **D6/604**

(58) **Field of Classification Search**
USPC D6/595-601, 604-606; D21/803, 804; D24/183, 184, 188
CPC A47C 7/383; A47C 7/40; A47C 7/425; A47C 7/467; A47C 20/00; A47C 20/02; A47C 20/021; A47C 20/23; A47C 20/25; A47C 23/00; A47C 15/006; A47D 13/00; A47D 13/08; A47G 9/00; A47G 9/007; A47G 9/10; A47G 9/1027; A47G 9/1036; A47G 9/1045; A47G 9/1054; A47G 9/1063; A47G 9/1081; A47G 9/109; A47G 2009/1018; A63B 23/035; A63B 71/10; A61F 5/048; A61F 5/055; B60N 2/2851; B60N 2/48; B60N 2/4805; B60N 2/7005; A44B 18/0003

See application file for complete search history.

(56) **References Cited**

U.S. PATENT DOCUMENTS

1,549,601	A *	8/1925	Mulgrew	A47C 7/40	5/632
4,876,755	A *	10/1989	Parrish	A47C 7/425	297/230.1
5,562,514	A *	10/1996	Rowe	A47C 15/006	441/129
5,573,014	A *	11/1996	Ginter	A47C 20/021	128/845
5,863,095	A *	1/1999	Rivard	A47C 7/467	297/230.13
6,795,990	B1 *	9/2004	Hutchinson	A47C 20/021	5/490
6,983,517	B2 *	1/2006	Golden	A44B 18/0003	24/442
D639,961	S *	6/2011	Gomez, Jr.	D24/188	
8,414,514	B2 *	4/2013	Gomez, Jr.	A61F 5/048	128/845
8,435,201	B2 *	5/2013	Gomez, Jr.	A61F 5/048	128/106.1
8,449,486	B2 *	5/2013	Gomez, Jr.	A61F 5/048	128/106.1
9,004,595	B1 *	4/2015	Larrieu	A47C 7/425	297/230.1
2008/0066233	A1 *	3/2008	Russell	A47G 9/007	5/632

* cited by examiner

Primary Examiner — Mary Ann Calabrese
(74) *Attorney, Agent, or Firm* — Kafantaris Law Offices; Theo Kafantaris

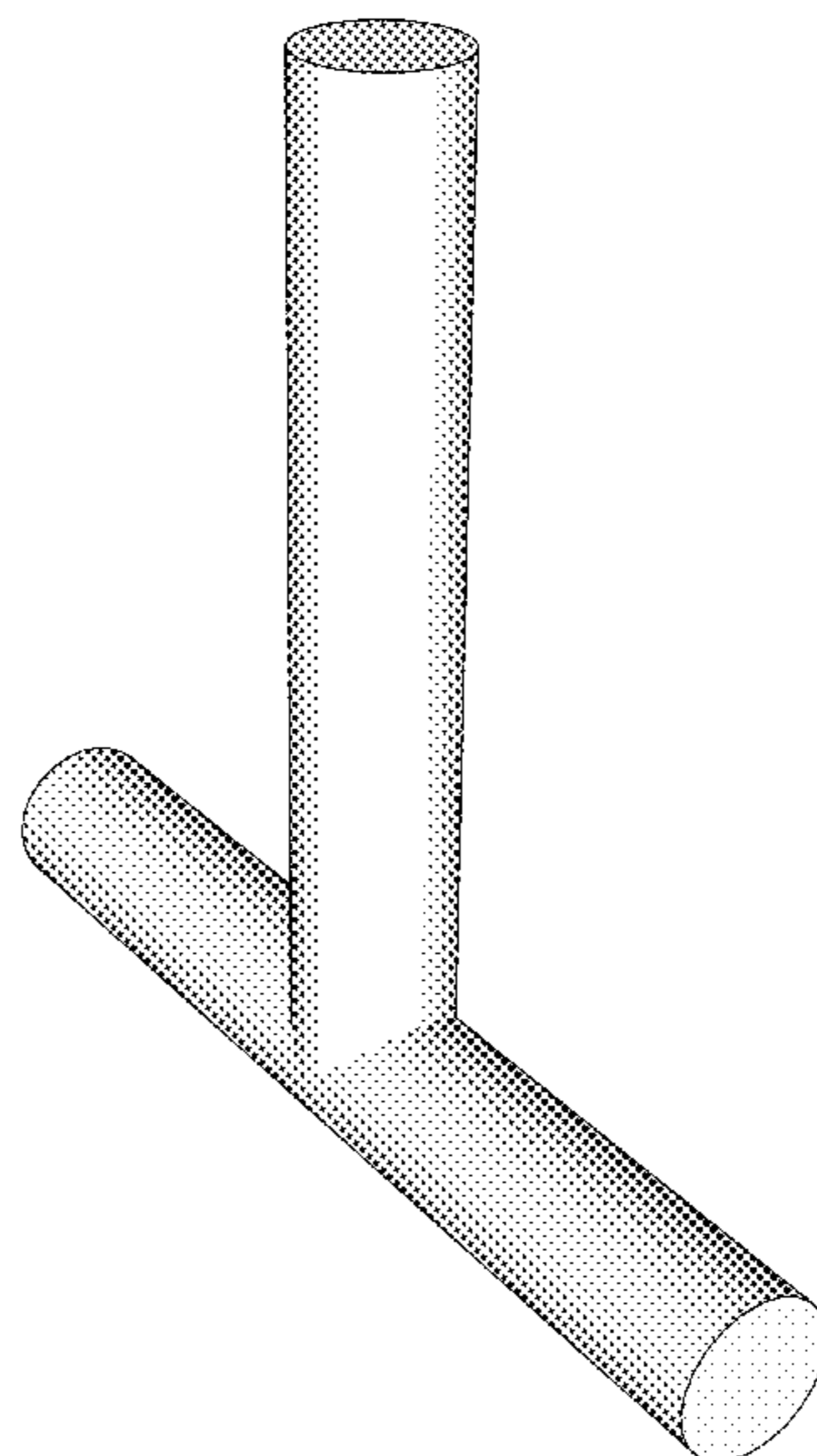
(57) **CLAIM**

The ornamental design for an inflatable spinal support device, as shown and described.

DESCRIPTION

FIG. 1 is a front perspective view of the spinal support device; and, FIG. 2 is a front plan view thereof.

1 Claim, 2 Drawing Sheets






FIG. 1

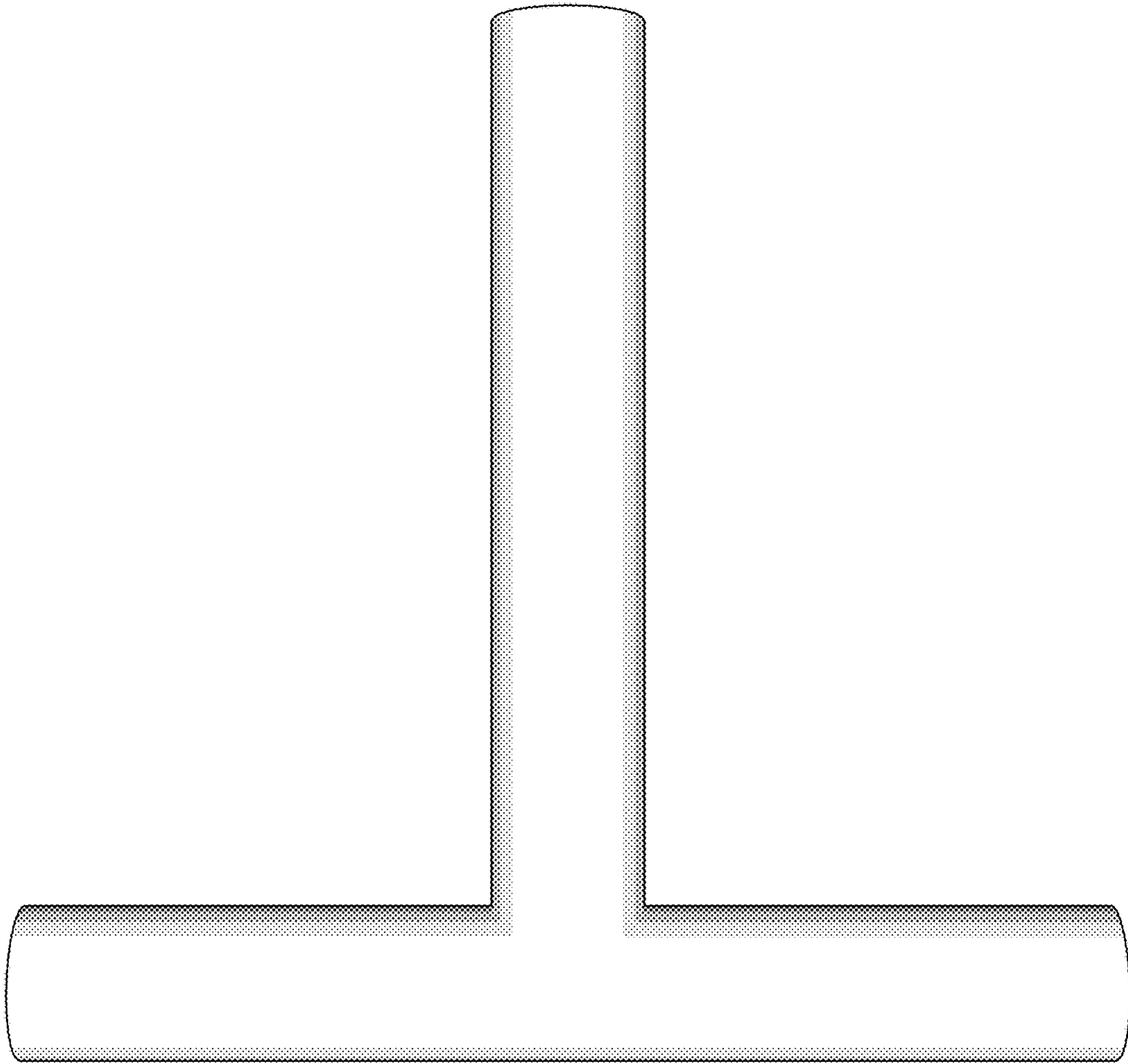


FIG. 2