



US00D784720S

(12) **United States Design Patent** (10) **Patent No.:** **US D784,720 S**
Greenspon et al. (45) **Date of Patent:** **** Apr. 25, 2017**

(54) **GARMENT SHAPED ORGANIZER**

(71) Applicant: **Honey-Can-Do International, LLC**,
Berkeley, IL (US)

(72) Inventors: **Steve Greenspon**, Burr Ridge, IL (US);
Valerie Snow, Chicago, IL (US)

(73) Assignee: **Honey-Can-Do International, LLC**,
Berkeley, IL (US)

(**) Term: **15 Years**

(21) Appl. No.: **29/544,540**

(22) Filed: **Nov. 4, 2015**

(51) **LOC (10) Cl.** **06-06**

(52) **U.S. Cl.**
USPC **D6/514**

(58) **Field of Classification Search**
USPC D6/514, 315, 317-320, 323, 326,
D6/512-513, 524-525, 552-553,
D6/567-570; D3/201, 203.1, 205, 903;
206/730, 214, 575, 579, 581, 38, 6.1,
206/278-279, 288-289; 211/10, 13.1, 35,
211/41.12, 70.6, 85.2, 85.3, 85.7, 86.01,
211/87.01; 248/300, 304, 309.1, 317;
383/23, 40, 121
CPC . A47B 43/003; A45C 2003/002; A45C 3/004;
A45C 7/0077; A45C 7/0095; A45C 9/00;
A47F 5/08; A47F 7/19; A47F 5/0006;
A47F 5/0025; A47F 7/146
See application file for complete search history.

(56) **References Cited**

U.S. PATENT DOCUMENTS

D558,497 S * 1/2008 Murphy D6/514
D657,172 S 4/2012 Carr
D665,203 S * 8/2012 Carr D6/514

D677,083 S 3/2013 Carr et al.
D677,084 S 3/2013 Carr et al.
D678,700 S 3/2013 Carr et al.
D687,244 S * 8/2013 Park D28/73
D699,468 S 2/2014 Carr et al.
D699,964 S 2/2014 Carr et al.
D701,705 S 4/2014 Carr et al.
D701,706 S 4/2014 Carr et al.
D708,862 S 7/2014 Carr et al.
D709,298 S * 7/2014 Greenspon D6/514
D714,568 S * 10/2014 Lehmann D6/514
D719,360 S * 12/2014 Li D6/315

* cited by examiner

Primary Examiner — Wan Laymon

Assistant Examiner — Mark Booker

(74) *Attorney, Agent, or Firm* — Adam K. Sacharoff;
Much Shelist

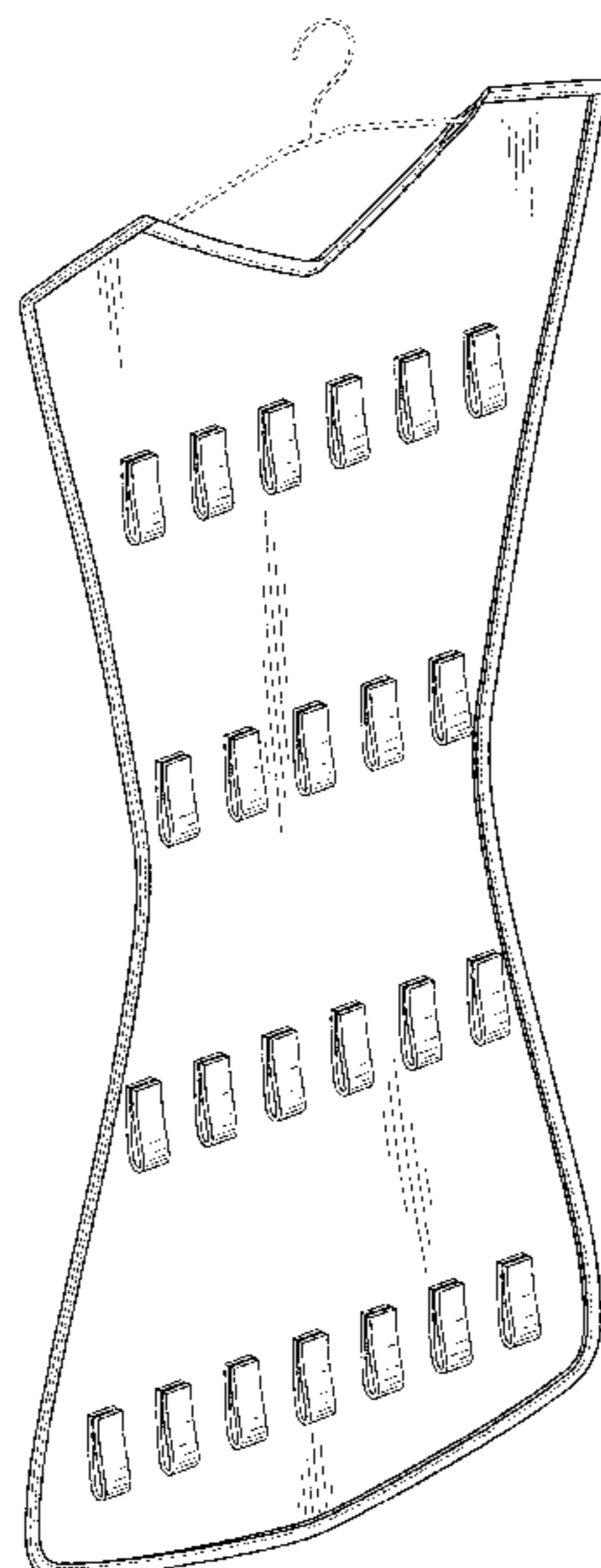
(57) **CLAIM**

The ornamental design for a garment shaped organizer, as shown and described.

DESCRIPTION

FIG. 1 is a front right perspective view showing the new design;
FIG. 2 is a front elevation view of FIG. 1;
FIG. 3 is a back elevation view of FIG. 1;
FIG. 4 is a left side view of FIG. 1;
FIG. 5 is a right side view of FIG. 1;
FIG. 6 is a top plan view of FIG. 1;
FIG. 7 is a bottom plan view of FIG. 1; and,
FIG. 8 is a back left perspective view of FIG. 1.
The dash-broken lines are for environmental purposes only and form no part of the claimed embodiments and design, while the dot-dot broken lines along the edge of the organizer depict stitching that forms no part of the claimed design.

1 Claim, 5 Drawing Sheets



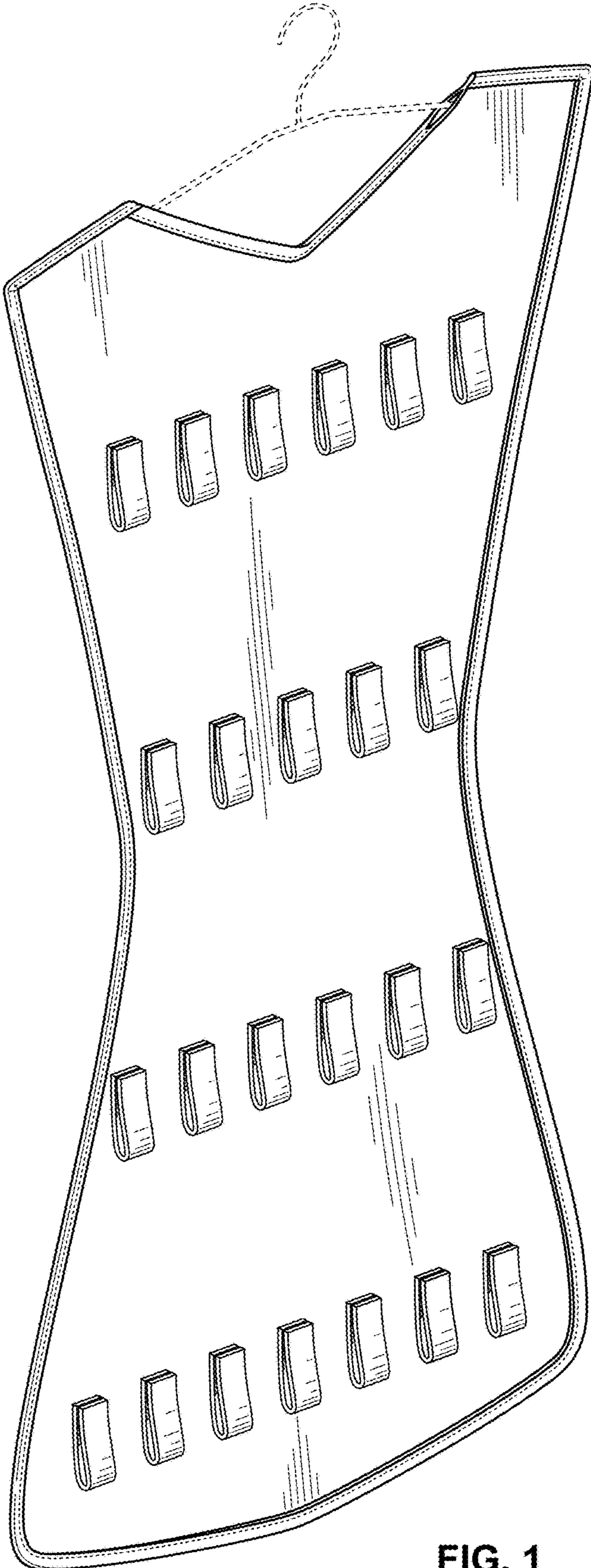


FIG. 1

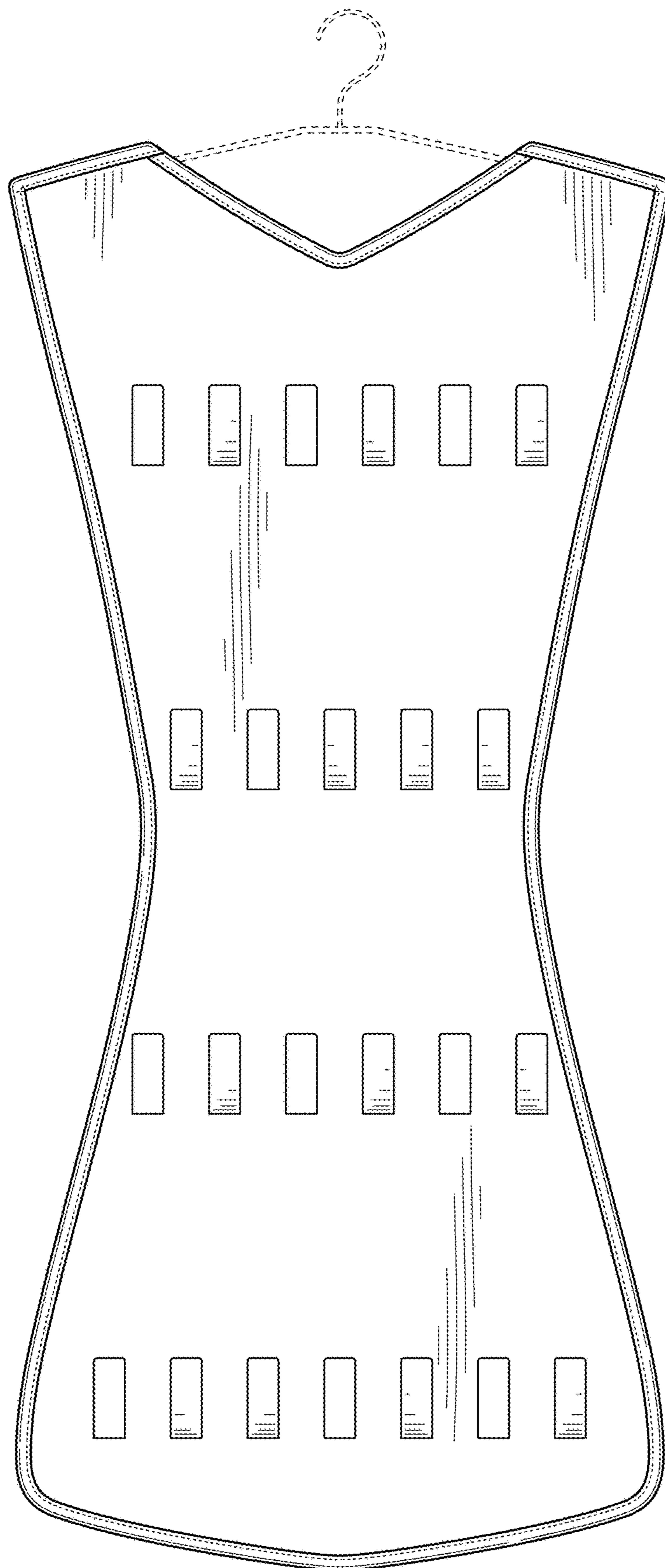


FIG. 2

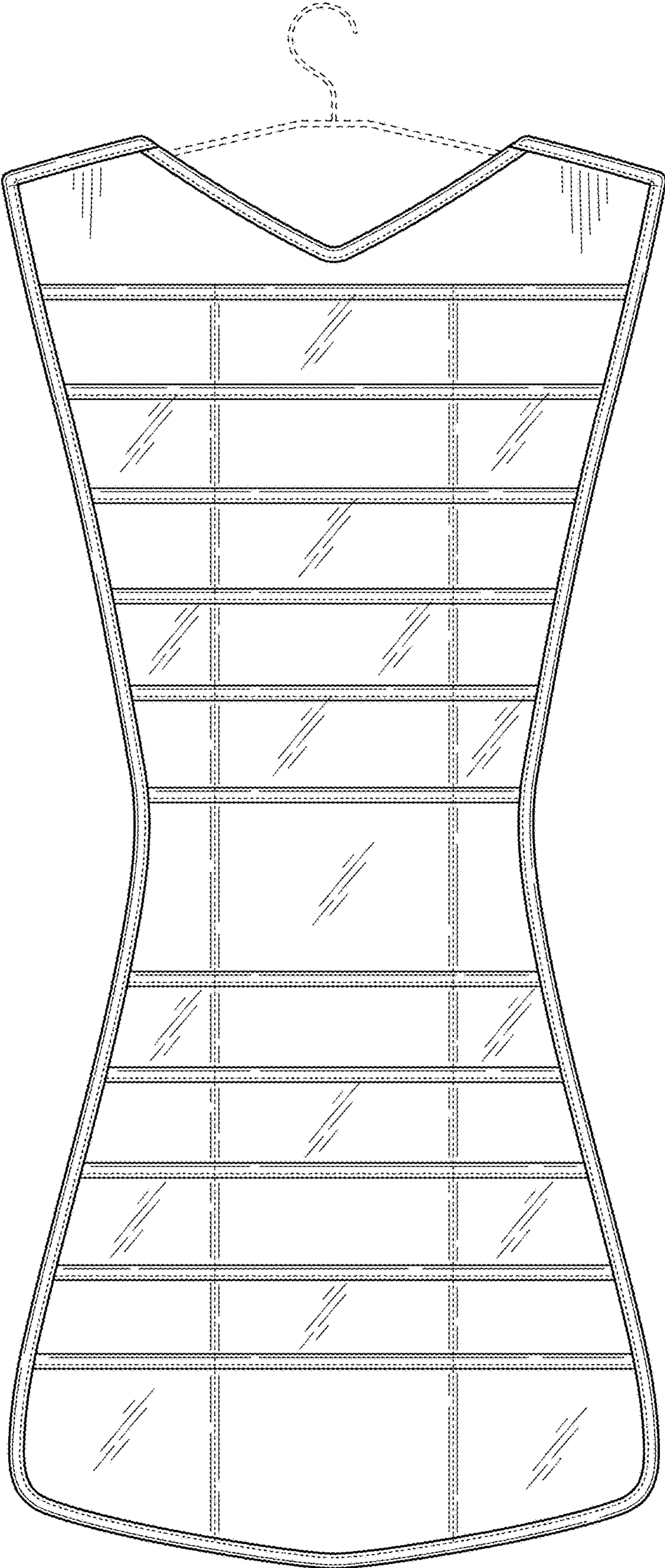


FIG. 3



FIG. 4



FIG. 5



FIG. 6



FIG. 7

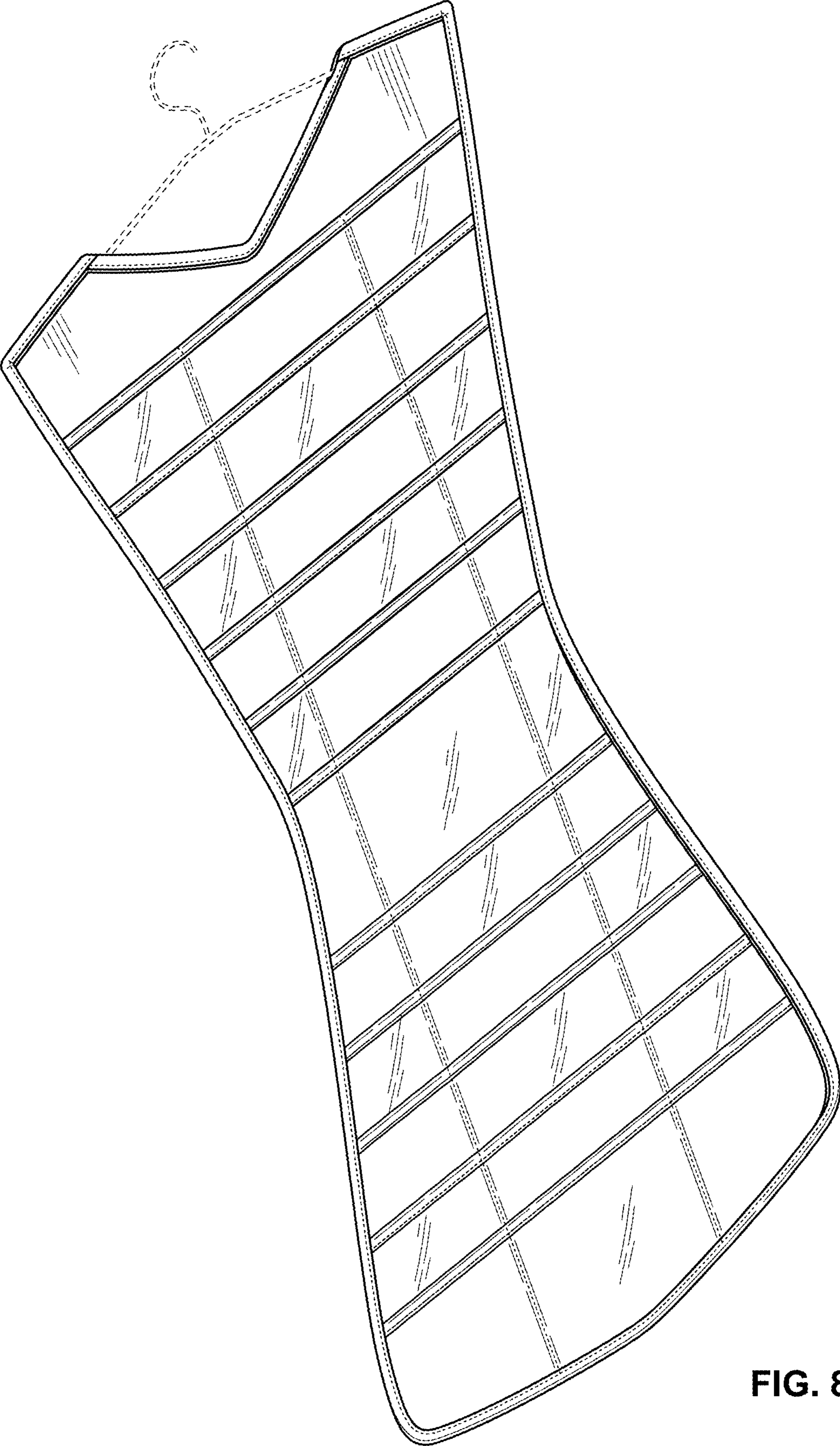


FIG. 8