



US00D784713S

(12) **United States Design Patent**
Bougay

(10) **Patent No.:** **US D784,713 S**
(45) **Date of Patent:** **** Apr. 25, 2017**

- (54) **SEATS**
- (71) Applicant: **Jardin Netherlands B.V.**, Rijen (NL)
- (72) Inventor: **Ayala Bougay**, Kefar Veradim (IL)
- (73) Assignee: **JARDIN NETHERLANDS B.V.**, MK Rijen (NL)
- (**) Term: **15 Years**
- (21) Appl. No.: **29/537,525**
- (22) Filed: **Aug. 26, 2015**
- (51) **LOC (10) Cl.** **06-01**
- (52) **U.S. Cl.**
USPC **D6/369**
- (58) **Field of Classification Search**
USPC D6/334–336, 369, 370, 371–373, 374,
D6/379, 380, 381, 716, 716.1, 716.2,
D6/716.3, 716.4

(Continued)

(56) **References Cited**

U.S. PATENT DOCUMENTS

- 1,480,773 A * 1/1924 Lloyd A47C 5/02
147/48
- D399,070 S * 10/1998 Frinier D6/369

(Continued)

Primary Examiner — Mimosa De

(74) *Attorney, Agent, or Firm* — Dorsey & Whitney LLP

(57) **CLAIM**

The ornamental design for seats, as shown and described.

DESCRIPTION

FIG. 1 is a top perspective view of a first embodiment of a design for a seat, at a standing position;
 FIG. 2 is a top perspective view of the seat shown in FIG. 1, at its most reclined position;
 FIG. 3 is a bottom perspective view of the seat shown in FIG. 1, at the standing position;
 FIG. 4 is a bottom perspective view of the seat shown in FIG. 1, at the most reclined position;

FIG. 5 is a front elevational view of the seat shown in FIG. 1, at the standing position;
 FIG. 6 is a front elevational view of the seat shown in FIG. 1, at the most reclined position;
 FIG. 7 is a rear elevational view of the seat shown in FIG. 1, at the standing position;
 FIG. 8 is a rear elevational view of the seat shown in FIG. 1, at the most reclined position;
 FIG. 9 is a left side elevational view of the seat shown in FIG. 1, at the standing position; the right side elevational view being a mirror image;
 FIG. 10 is a left side elevational view of the seat shown in FIG. 1, at the most reclined position; the right side elevational view being a mirror image;
 FIG. 11 is a top plan view of the seat shown in FIG. 1, at the standing position;
 FIG. 12 is a top plan view of the seat shown in FIG. 1, at the most reclined position;
 FIG. 13 is a bottom plan view of the seat shown in FIG. 1, at the standing position;
 FIG. 14 is a bottom plan view of the seat shown in FIG. 1, at the most reclined position;
 FIG. 15 is a top perspective view of a second embodiment of a design for a seat, at a standing position;
 FIG. 16 is a top perspective view of the seat shown in FIG. 15, at its most reclined position;
 FIG. 17 is a bottom perspective view of the seat shown in FIG. 15, at the standing position;
 FIG. 18 is a bottom perspective view of the seat shown in FIG. 15, at the most reclined position;
 FIG. 19 is a front elevational view of the seat shown in FIG. 15, at the standing position;
 FIG. 20 is a front elevational view of the seat shown in FIG. 15, at the most reclined position;
 FIG. 21 is a rear elevational view of the seat shown in FIG. 15, at the standing position;
 FIG. 22 is a rear elevational view of the seat shown in FIG. 15, at the most reclined position;
 FIG. 23 is a left side elevational view of the seat shown in FIG. 15, at the standing position; the right side elevational view being a mirror image;
 FIG. 24 is a left side elevational view of a design for the seat shown in FIG. 15, at the most reclined position; the right side elevational view being a mirror image;

(Continued)



FIG. 25 is a top plan view of the seat shown in FIG. 15, at the standing position;

FIG. 26 is a top plan view of the seat shown in FIG. 15, at the most reclined position;

FIG. 27 is a bottom plan view of the seat shown in FIG. 15, at the standing position; and,

FIG. 28 is a bottom plan view of the seat shown in FIG. 15, at the most reclined position.

1 Claim, 28 Drawing Sheets

(58) **Field of Classification Search**

CPC A47C 5/06; A47C 7/54; A47C 5/02; A47C
7/282; A47C 7/285

See application file for complete search history.

(56) **References Cited**

U.S. PATENT DOCUMENTS

D491,378 S *	6/2004	Tyler	D6/369
D499,896 S *	12/2004	Gruber	D6/369
D547,079 S *	7/2007	Wang	D6/379
D687,233 S *	8/2013	Pedersen	D6/369
D706,051 S *	6/2014	Staps	D6/369
D706,052 S *	6/2014	Arnon	D6/369
D717,556 S *	11/2014	Bougay	D6/369
D750,393 S *	3/2016	Bougay	D6/369
D750,394 S *	3/2016	Bougay	D6/369

* cited by examiner



FIG. 1



FIG. 2



FIG. 3




FIG. 4



FIG. 5



FIG. 6




FIG. 7



FIG. 8



FIG. 9




FIG. 10



FIG. 11



FIG. 12



FIG. 13



FIG. 14



FIG. 15



FIG. 16




FIG. 17




FIG. 18



FIG. 19



FIG. 20



FIG. 21




FIG. 22




FIG. 23



FIG. 24



FIG. 25



FIG. 26



FIG. 27



FIG. 28