



US00D784687S

(12) **United States Design Patent**
Miller

(10) **Patent No.:** **US D784,687 S**

(45) **Date of Patent:** **** Apr. 25, 2017**

(54) **HANDBAG**

(71) Applicant: **Angela Miller**, Middleburg Heights,
OH (US)

(72) Inventor: **Angela Miller**, Middleburg Heights,
OH (US)

(73) Assignee: **Angela Miller**, Middleburg Heights,
OH (US)

(**) Term: **15 Years**

(21) Appl. No.: **29/552,487**

(22) Filed: **Jan. 22, 2016**

(51) **LOC (10) Cl.** **03-01**

(52) **U.S. Cl.**
USPC **D3/232**

(58) **Field of Classification Search**
USPC D3/232-233, 240-243, 245-246
CPC A45C 1/024; A45C 3/06
See application file for complete search history.

(56) **References Cited**

U.S. PATENT DOCUMENTS

D653,849 S * 2/2012 Jariwala D3/232
D731,787 S * 6/2015 Sullivan-Stevens D3/232

D740,022 S * 10/2015 Chadwell D3/232
D751,287 S * 3/2016 Smallwood D3/232
D755,512 S * 5/2016 Guyon D3/232

* cited by examiner

Primary Examiner — Holly Baynham

(74) *Attorney, Agent, or Firm* — Renner, Otto, Boisselle
& Sklar, LLP

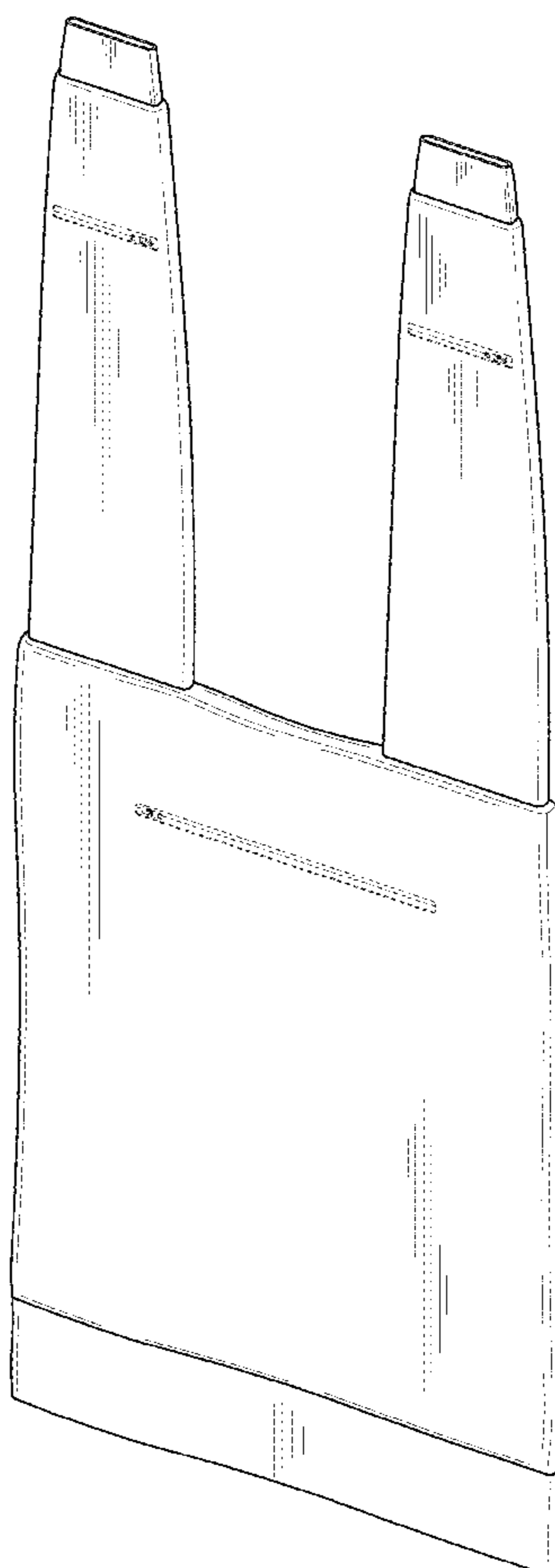
(57) **CLAIM**

The ornamental design for a handbag, as shown and described.

DESCRIPTION

FIG. 1 is a perspective view of a handbag showing my new design;
FIG. 2 is a front elevational view thereof;
FIG. 3 is a rear elevational view thereof;
FIG. 4 is a left side elevational view thereof, the right side view being a mirror image thereof;
FIG. 5 is a top plan view thereof; and,
FIG. 6 is a bottom plan view thereof.
The broken line showing is for the purpose of illustrating portions of the article and forms no part of the claimed design.

1 Claim, 3 Drawing Sheets



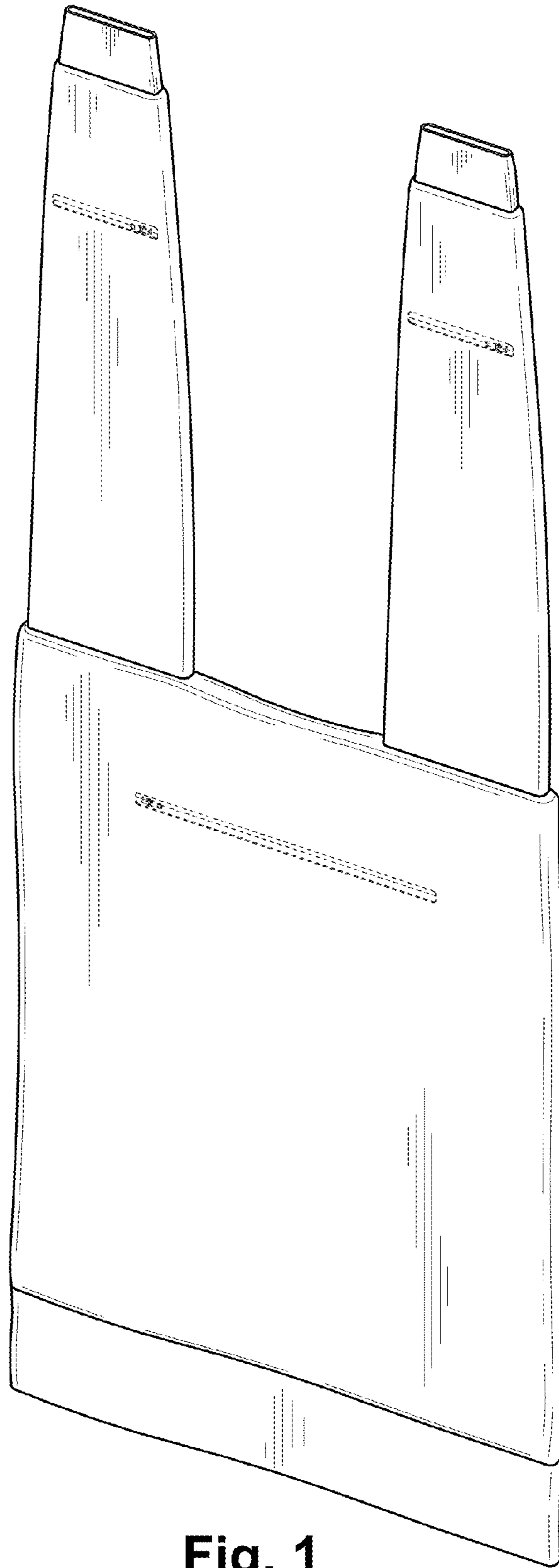


Fig. 1

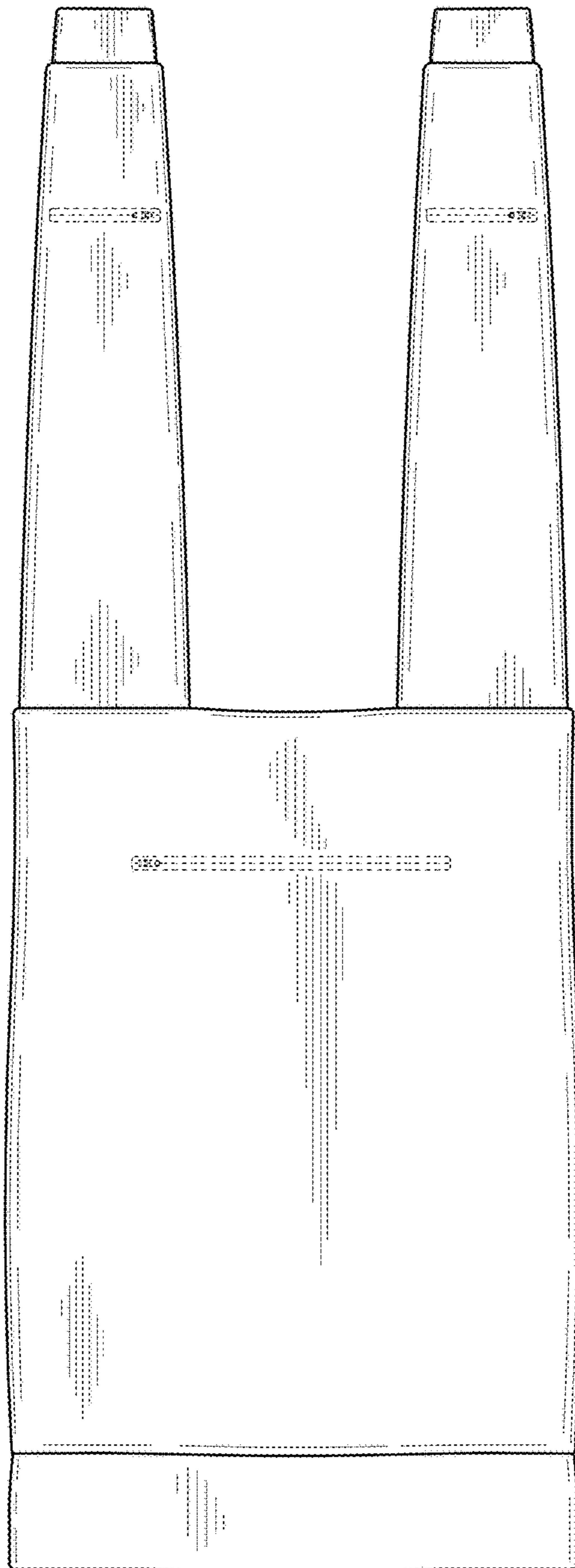


Fig. 2

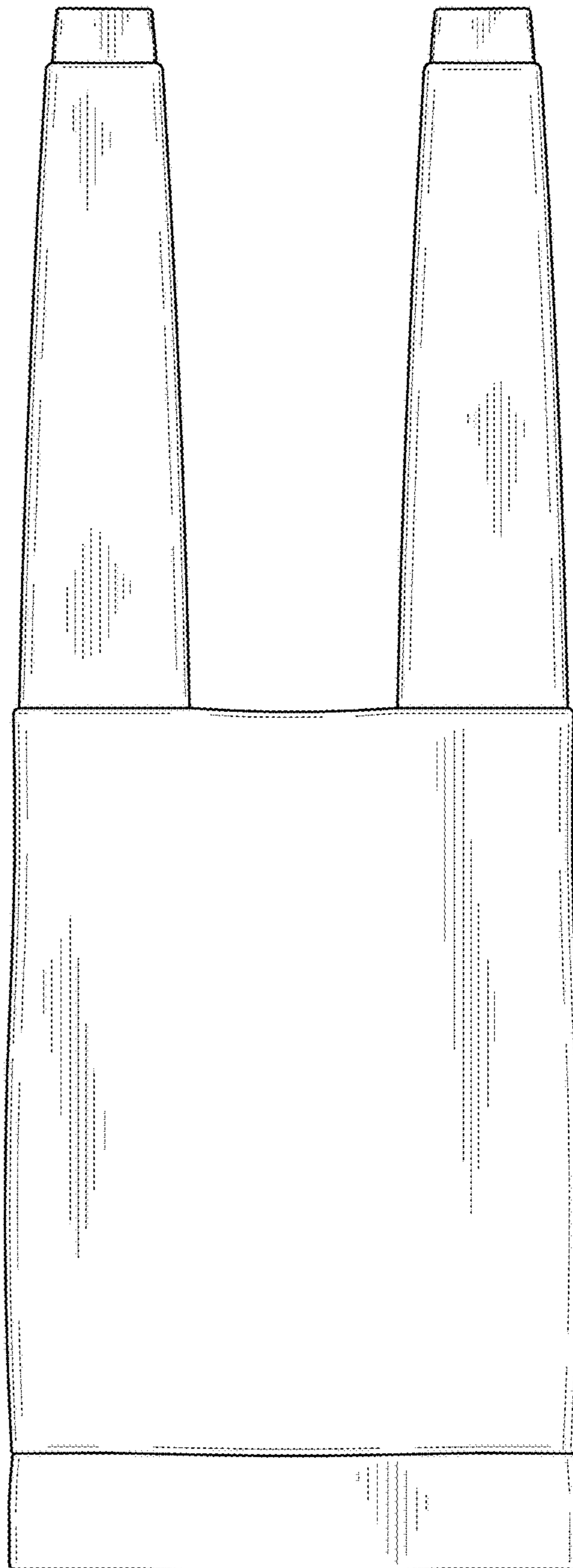


Fig. 3



Fig. 4




Fig. 5




Fig. 6