



US00D784663S

(12) **United States Design Patent**
Freedman et al.

(10) **Patent No.:** **US D784,663 S**

(45) **Date of Patent:** **** Apr. 25, 2017**

(54) **GOLF SHOE**

(71) Applicant: **FUSION, LLC**, Concord, MA (US)

(72) Inventors: **Matthew E. Freedman**, Warrington, PA (US); **Joshua T. Hannum**, Brookhaven, PA (US); **Kyle A. Manchin**, Wallingford, PA (US)

(73) Assignee: **FUSION, LLC**, Wilmington, MA (US)

(**) Term: **15 Years**

(21) Appl. No.: **29/572,215**

(22) Filed: **Jul. 26, 2016**

Related U.S. Application Data

(62) Division of application No. 29/507,013, filed on Oct. 23, 2014.

(51) **LOC (10) Cl.** **02-04**

(52) **U.S. Cl.**
USPC **D2/908**

(58) **Field of Classification Search**

USPC D2/896, 902, 908, 923, 924, 943, 944,
D2/945, 946, 947, 951, 954, 962
CPC A43B 3/00; A43B 3/10; A43B 3/14; A43B
5/00; A43B 5/001; A43B 5/002; A43B
5/003; A43B 5/007; A43B 5/008; A43B
5/06; A43B 5/08; A43B 5/10; A43B 5/14
See application file for complete search history.

(56) **References Cited**

U.S. PATENT DOCUMENTS

D206,222 S * 11/1966 Mostile 36/59 R
D293,385 S * 12/1987 Famolare D2/924
D300,180 S * 3/1989 Bessec D2/924
D323,922 S * 2/1992 Emmert D2/924

D325,286 S * 4/1992 Biotteau D2/924
D332,688 S * 1/1993 Autry D2/907
D620,689 S * 8/2010 Weber D2/902
D635,746 S * 4/2011 Cofinco D2/896
D666,794 S * 9/2012 Walton D2/944
D669,665 S * 10/2012 Van Zyll De Jong D2/945
D709,272 S * 7/2014 Del Biondi D2/923
D723,257 S * 3/2015 Bacon D2/907
D735,976 S * 8/2015 Siegel D2/908
D760,483 S * 7/2016 Siegel D2/908
2010/0275470 A1* 11/2010 Hoffer A43B 1/0009
36/3 R
2011/0072687 A1* 3/2011 Bobbett A43B 5/001
36/127

* cited by examiner

Primary Examiner — Elizabeth J Oswecki

(74) *Attorney, Agent, or Firm* — Russell D. Nugent; The Humphries Law Firm, P.C.

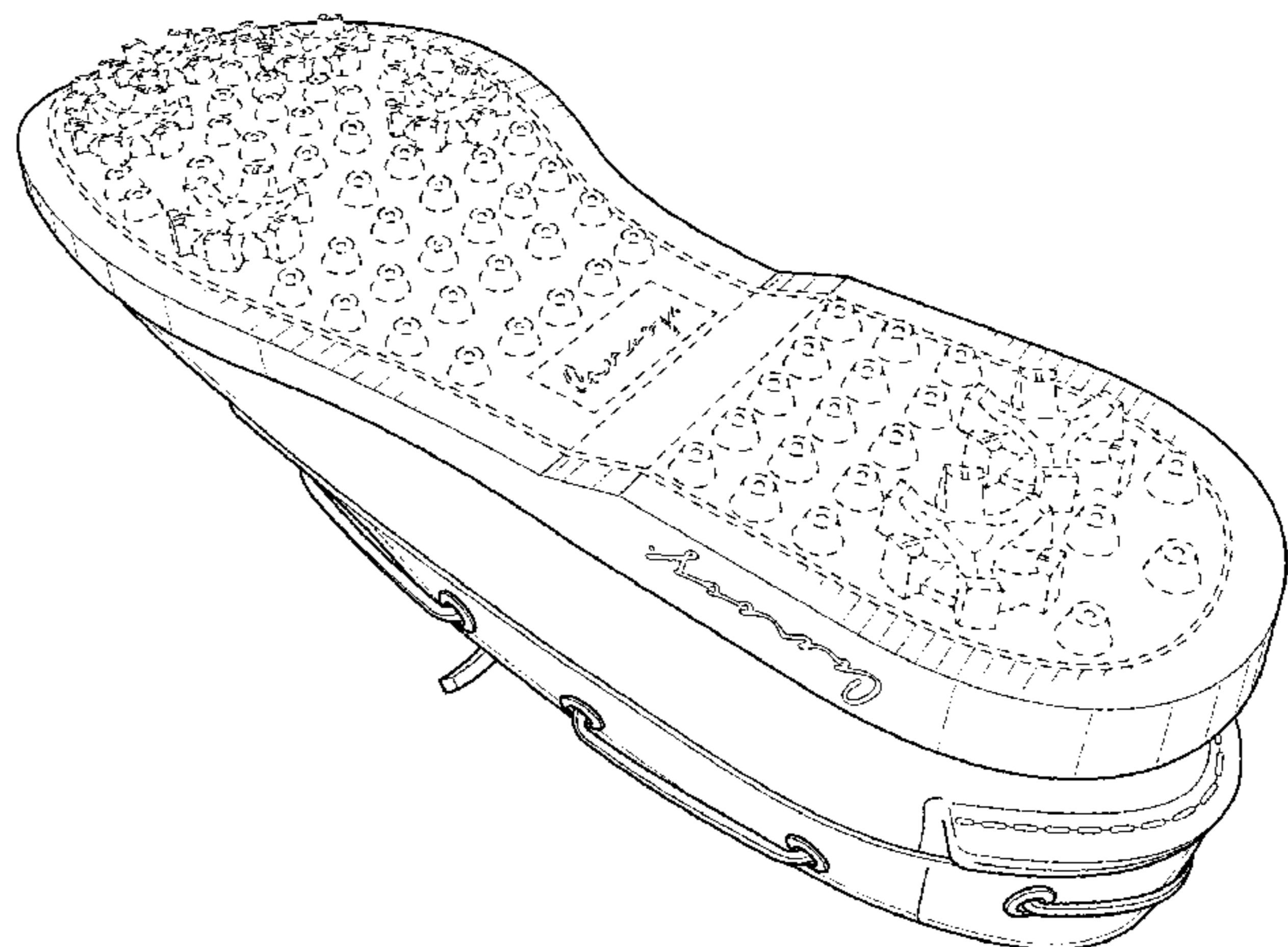

(57) **CLAIM**

The ornamental design for a golf shoe, substantially as shown and described.

DESCRIPTION

FIG. 1 is a top, left, front perspective view of a golf shoe showing our new design;
FIG. 2 is a bottom, right, back perspective view thereof;
FIG. 3 is a top plan view thereof;
FIG. 4 is a bottom plan view thereof;
FIG. 5 is a right side elevational view thereof;
FIG. 6 is a left side elevational view thereof;
FIG. 7 is a front elevational view thereof; and,
FIG. 8 is a rear elevational view thereof.
FIGS. 1-8 illustrate a right golf shoe, with the left golf shoe being a mirror image thereof. The broken lines shown in the drawings represent portions of the golf shoe that form no part of the claimed design.

1 Claim, 6 Drawing Sheets






FIG. 1

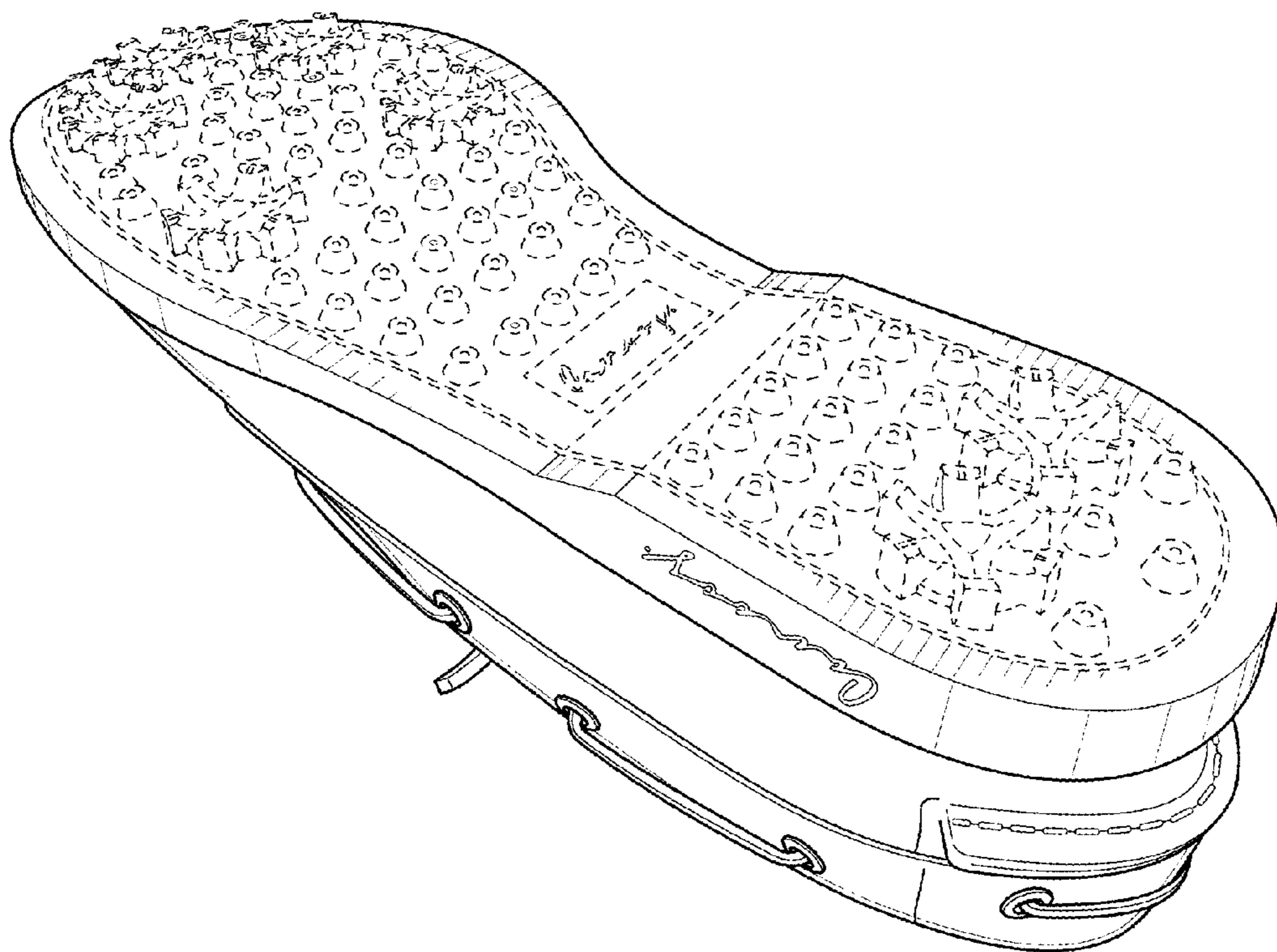


FIG. 2

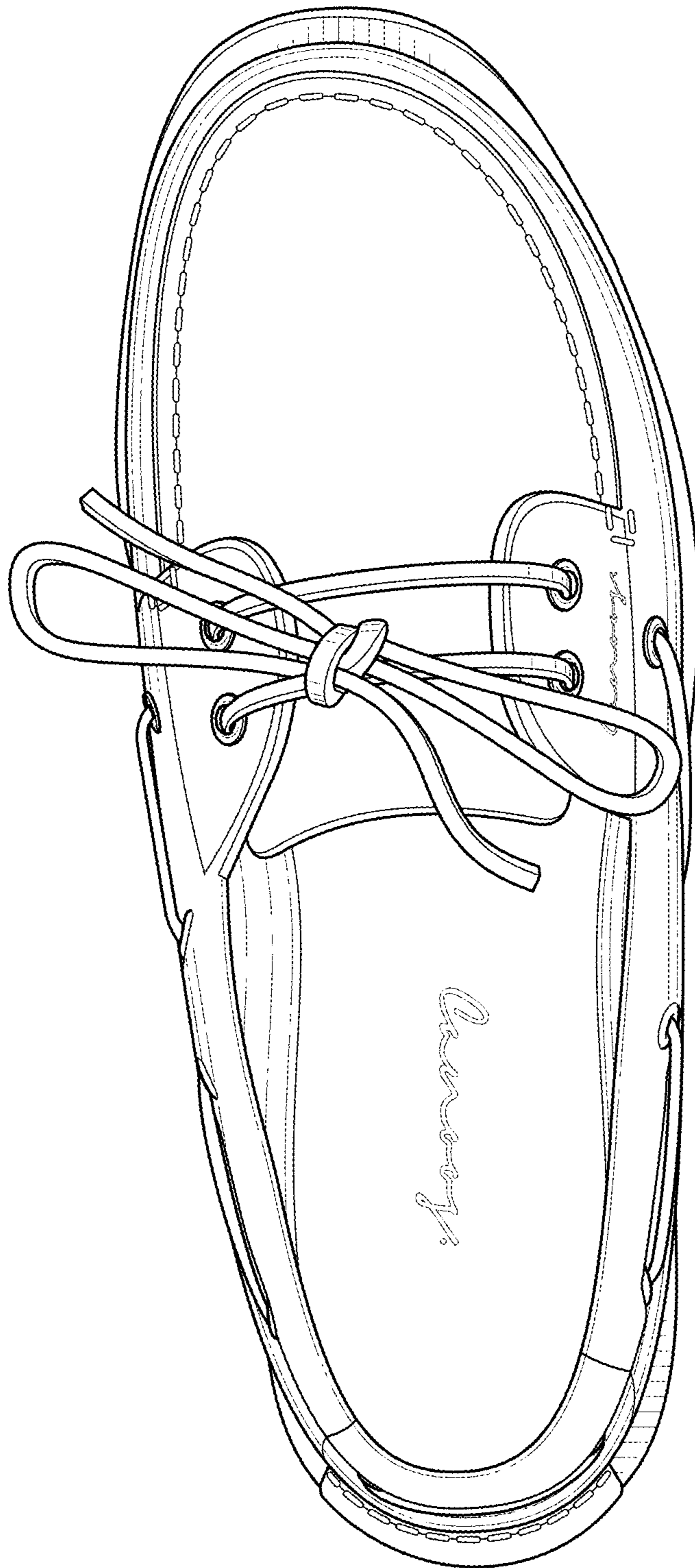


FIG. 3

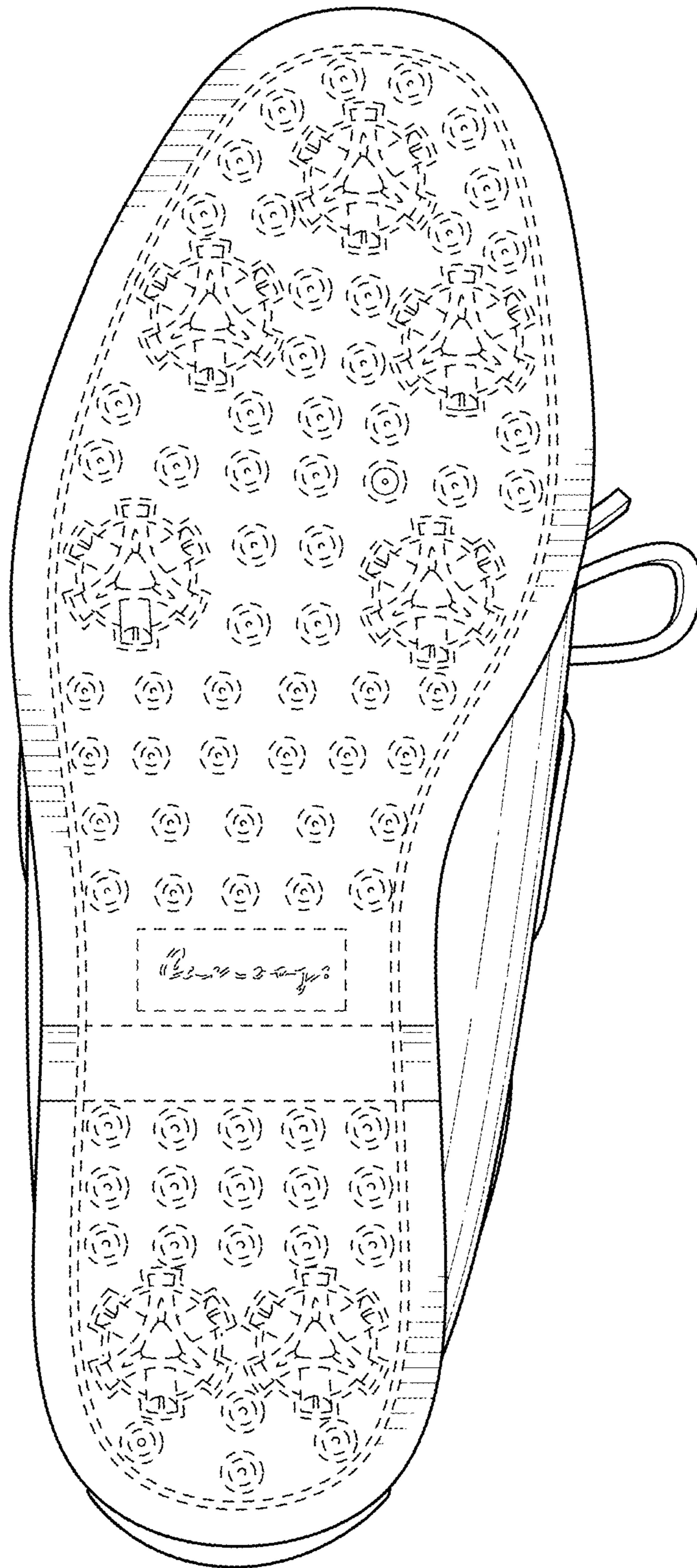


FIG. 4

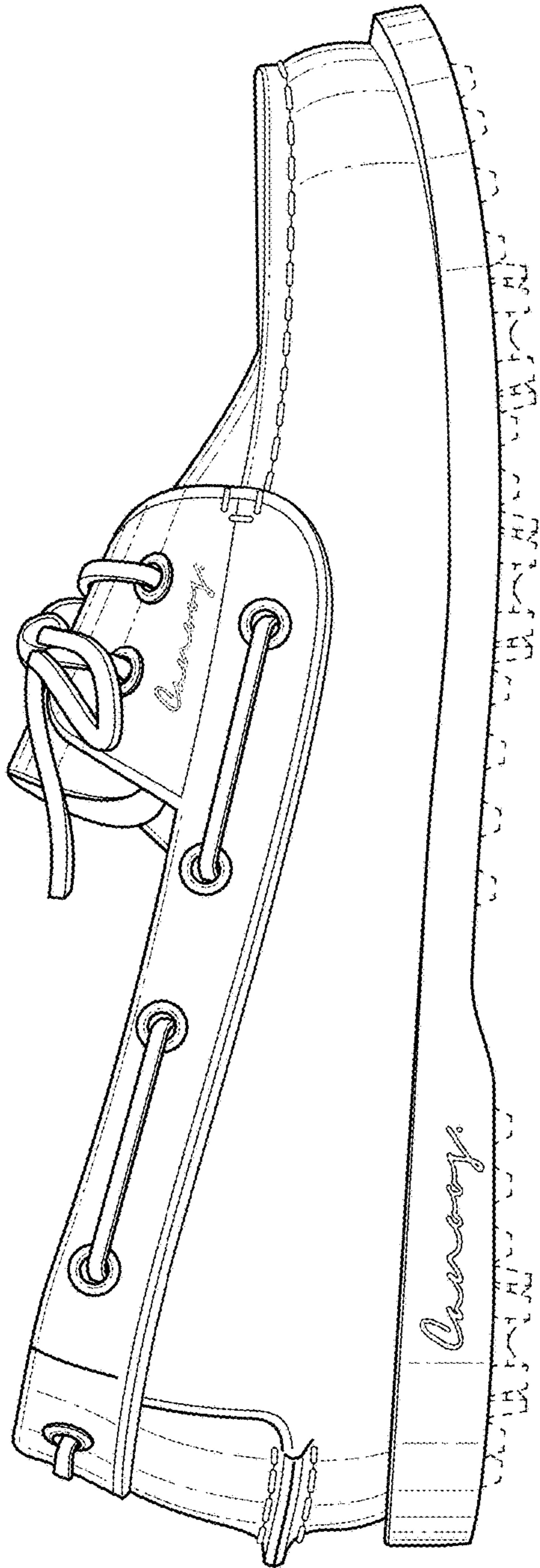


FIG. 5

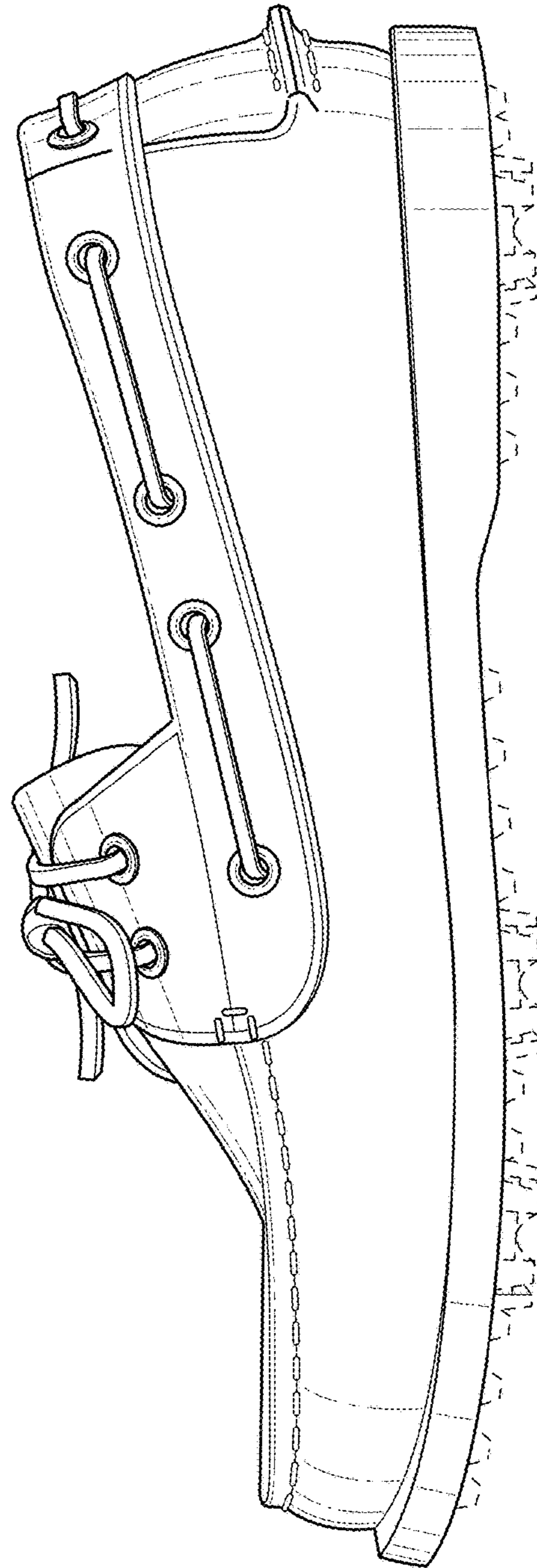


FIG. 6

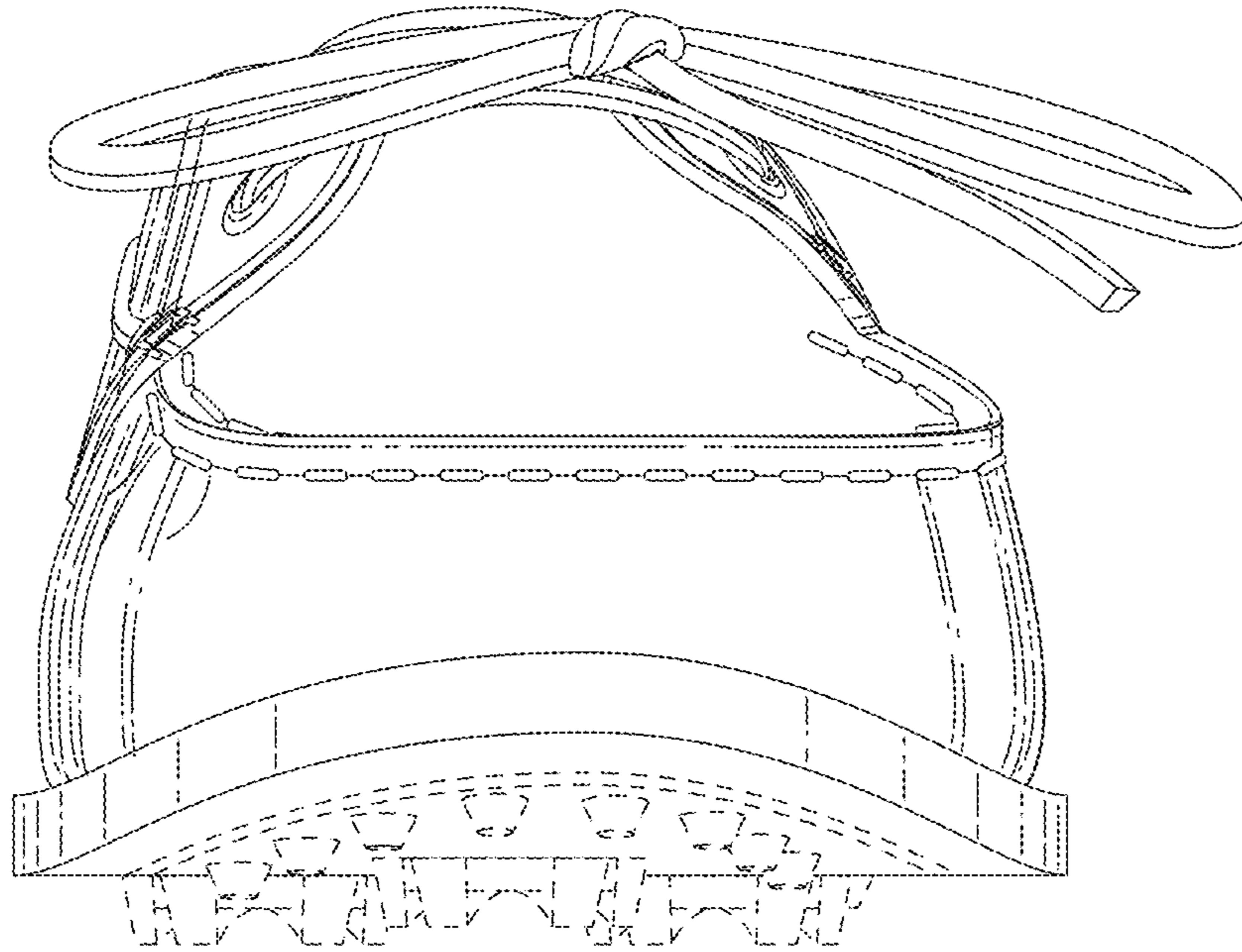


FIG. 7




FIG. 8