



US00D784651S

(12) **United States Design Patent**
Loacker

(10) **Patent No.:** **US D784,651 S**

(45) **Date of Patent:** **** Apr. 25, 2017**

(54) **CHOCOLATE BAR**

(71) Applicant: **A. LOACKER S.P.A.**, Auna di Sotto,
Renon (BZ) (IT)

(72) Inventor: **Andreas Loacker**, Bozen (IT)

(73) Assignee: **A. Loacker-S.P.A.**, Renon (IT)

(**) Term: **15 Years**

(21) Appl. No.: **29/552,945**

(22) Filed: **Jan. 27, 2016**

Related U.S. Application Data

(62) Division of application No. 29/493,679, filed on Jun. 12, 2014.

(30) **Foreign Application Priority Data**

Mar. 26, 2014 (EM) 002432989

(51) **LOC (10) Cl.** **01-01**

(52) **U.S. Cl.**
USPC **D1/127; D1/121**

(58) **Field of Classification Search**
USPC D1/100-130, 199; 426/5, 104, 249, 275,
426/660; D24/101-104; 273/429;
D9/707; D28/8.1; D14/433; D7/354,
D7/359, 391, 672; D15/90; D23/366;
D25/138
CPC . A23G 3/54; A23G 4/20; A23G 3/343; A23G
3/36; A23G 3/28; A61K 9/2072; A61K
9/2095

See application file for complete search history.

(56) **References Cited**

U.S. PATENT DOCUMENTS

2,082,312 A * 6/1937 Todd A23G 3/52
426/103
2,134,026 A * 10/1938 Brooks A21C 11/02
426/275

3,764,715 A * 10/1973 Henthorn A23L 1/0079
426/273
D234,275 S * 2/1975 Kosecoff D1/129
6,713,100 B1 * 3/2004 Schmoutz A21D 13/0035
426/102
7,264,836 B2 * 9/2007 McHugh A21C 11/163
426/238
8,486,469 B2 * 7/2013 Coleman A23G 3/34
426/246
D750,341 S * 3/2016 Baker D1/121
D752,843 S * 4/2016 Krumholz D1/127

* cited by examiner

Primary Examiner — Garth Rademaker

Assistant Examiner — Katie Stofko Mroczka

(74) *Attorney, Agent, or Firm* — Laurence A. Greenberg;
Werner H. Stemer; Ralph E. Locher

(57) **CLAIM**

The ornamental design for a chocolate bar, as shown and described.

DESCRIPTION

FIG. 1 is a perspective view of a chocolate bar showing my invention;
FIG. 2 is a front elevation view thereof;
FIG. 3 is a top plan view thereof;
FIG. 4 is an elevation view of the side opposite FIG. 2;
FIG. 5 is a right side elevation view thereof;
FIG. 6 is a left side elevation view thereof; and,
FIG. 7 is a bottom plan view thereof.
The chocolate bar has score marks dividing the bar into individual blocks which have wafers inside that are surrounded by chocolate on all sides.

1 Claim, 2 Drawing Sheets

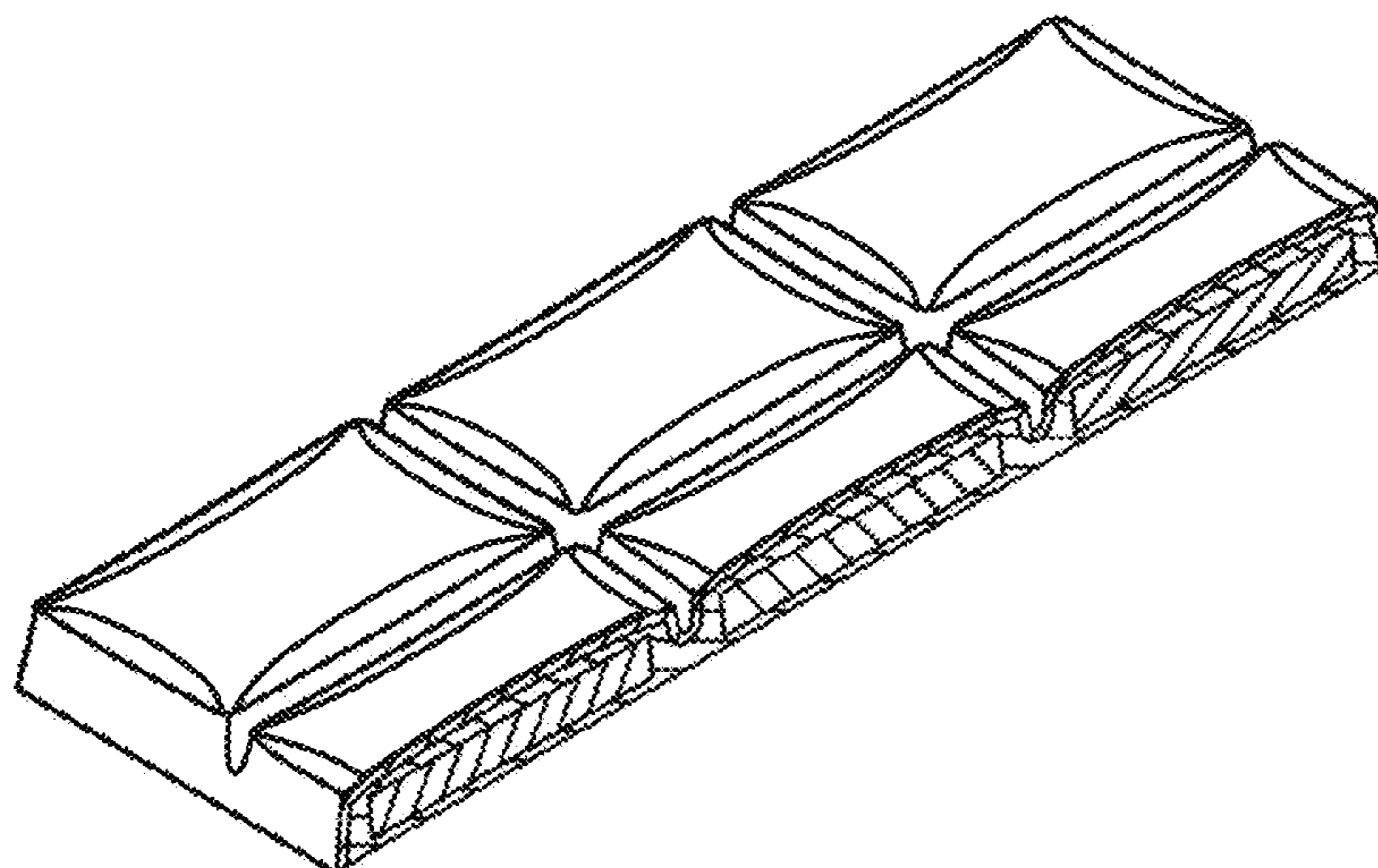


FIG. 1

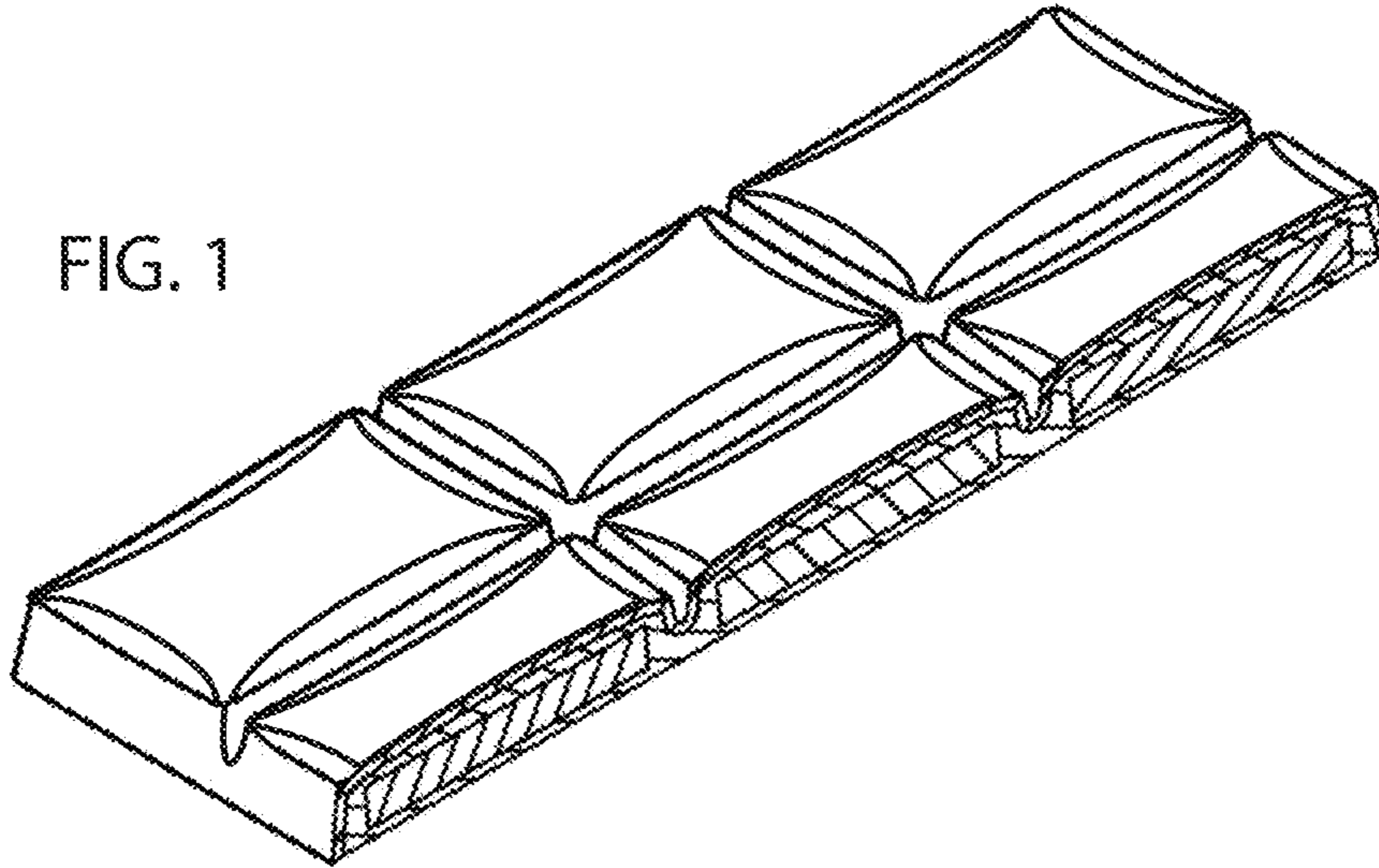


FIG. 2



FIG. 3

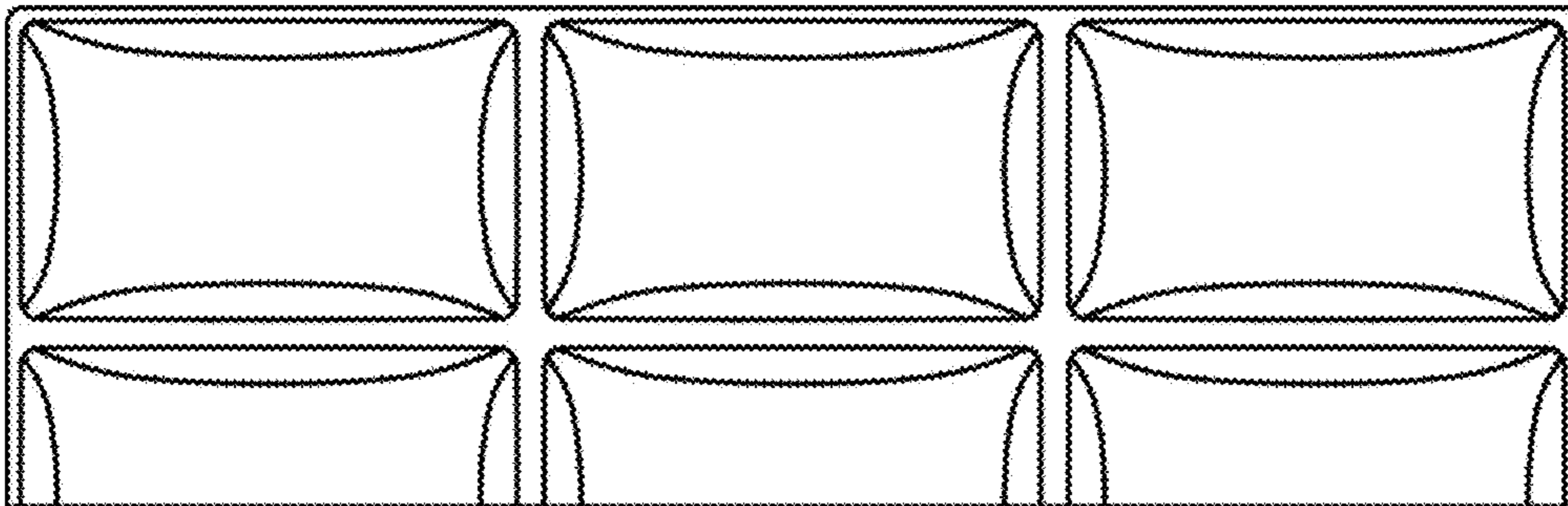


FIG. 4





FIG. 5



FIG. 6

FIG. 7

