



US00D784628S

(12) **United States Design Patent**
Fleming

(10) **Patent No.:** **US D784,628 S**

(45) **Date of Patent:** **** Apr. 18, 2017**

(54) **BUMP CAP COMFORT PAD**

(71) Applicant: **JSP Limited**, Minster Lovell, Witney,
Oxfordshire (GB)

(72) Inventor: **Richard Fleming**, Minster Lovell (GB)

(73) Assignee: **JSP Limited** (GB)

(**) Term: **15 Years**

(21) Appl. No.: **29/553,137**

(22) Filed: **Jan. 28, 2016**

(30) **Foreign Application Priority Data**

Sep. 28, 2015 (EM) 002802181

(51) **LOC (10) Cl.** **29-02**

(52) **U.S. Cl.**
USPC **D29/122**

(58) **Field of Classification Search**
USPC D29/122
CPC A42B 3/06; A42B 3/062; A42B 3/063;
A42B 3/064; A42B 3/065; A42B 3/10;
A42B 3/105; A42B 3/12; A42B 3/121;
A42B 3/122; A42B 3/124; A42B 3/125;
A42B 3/127; A42B 3/128

See application file for complete search history.

(56) **References Cited**

U.S. PATENT DOCUMENTS

D670,868 S * 11/2012 Harris D29/122
D696,469 S * 12/2013 Pfanner D29/122
D764,719 S * 8/2016 Broder D29/122

* cited by examiner

Primary Examiner — Antoine D Davis

(74) *Attorney, Agent, or Firm* — King & Schickli, PLLC

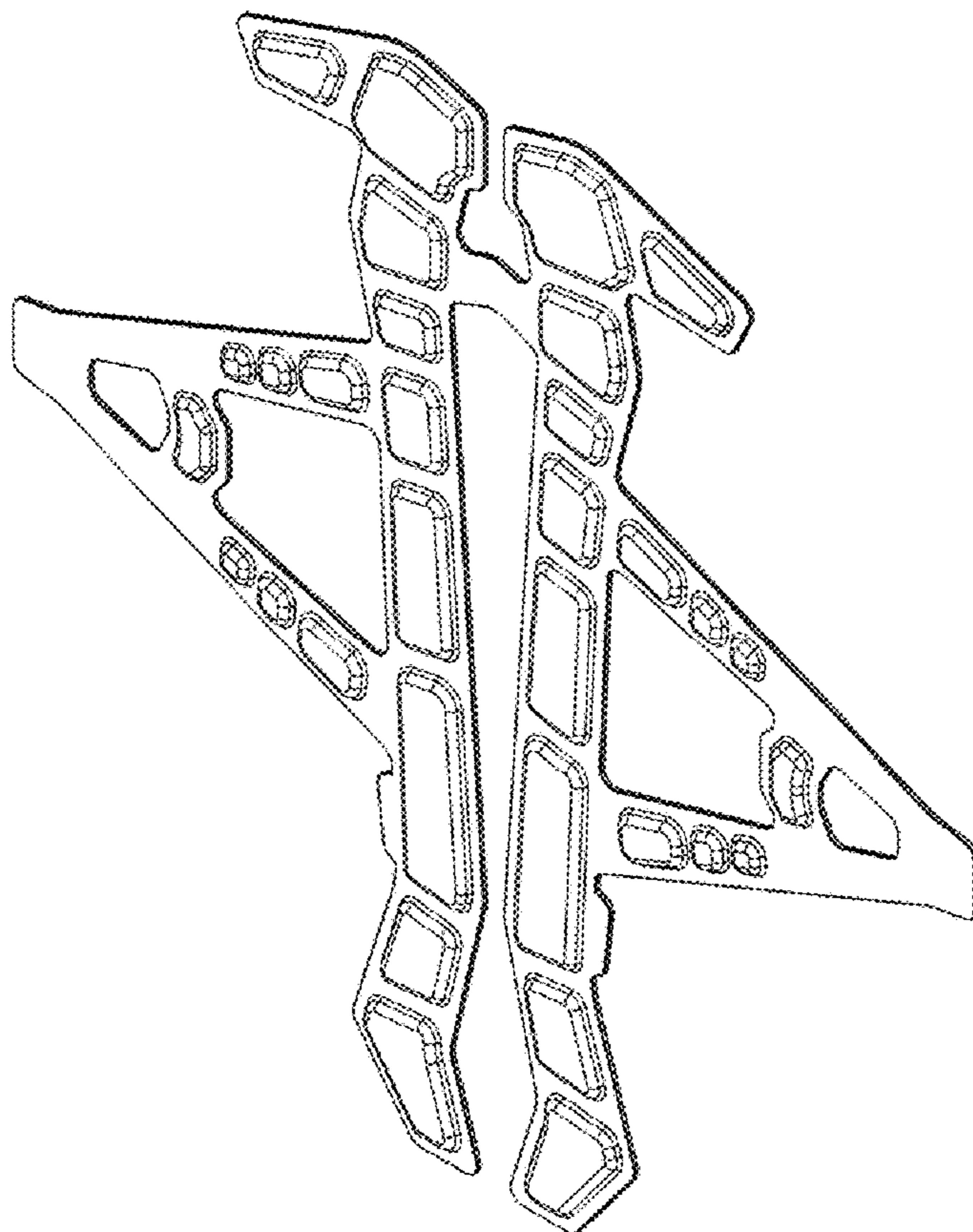
(57) **CLAIM**

The ornamental design for a bump cap comfort pad, as shown and described.

DESCRIPTION

FIG. 1 is a top isometric view of the design;
FIG. 2 is a top view of the design;
FIG. 3 is a side view of the design;
FIG. 4 is a front view of the design;
FIG. 5 is a rear view of the design; and,
FIG. 6 is a bottom view of the design.

1 Claim, 3 Drawing Sheets



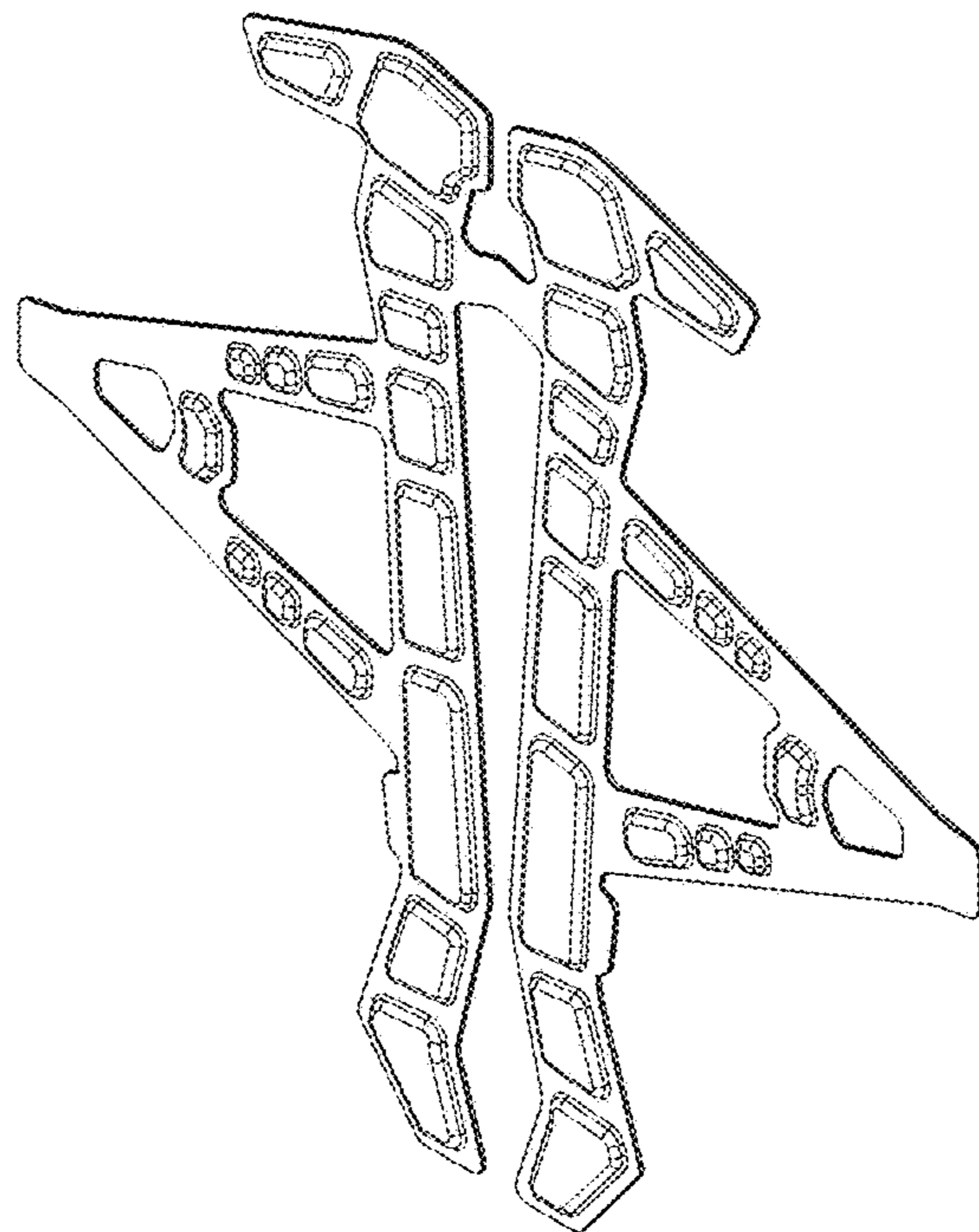


Fig. 1

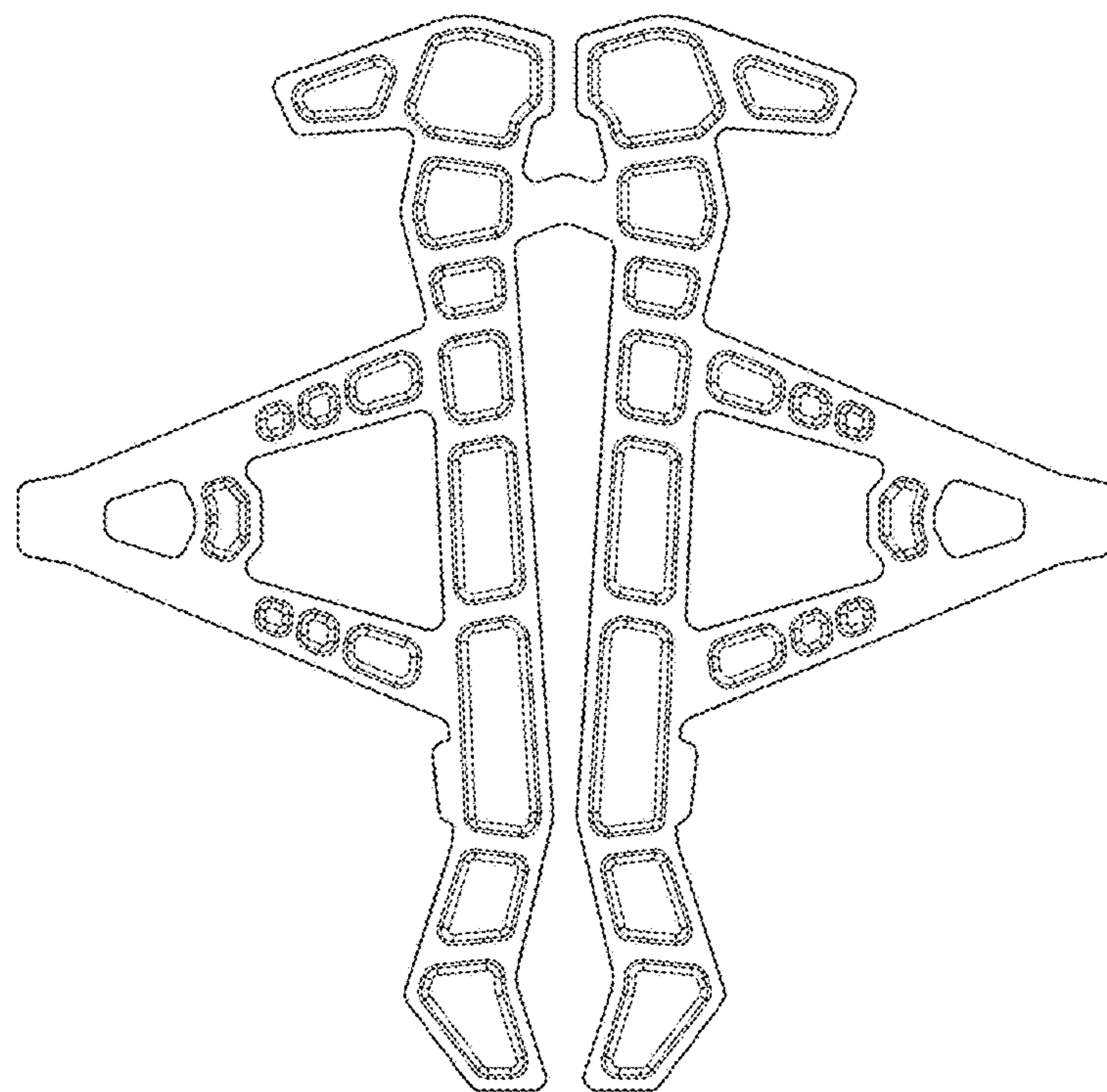


Fig. 2



Fig. 3




Fig. 4

Fig. 5

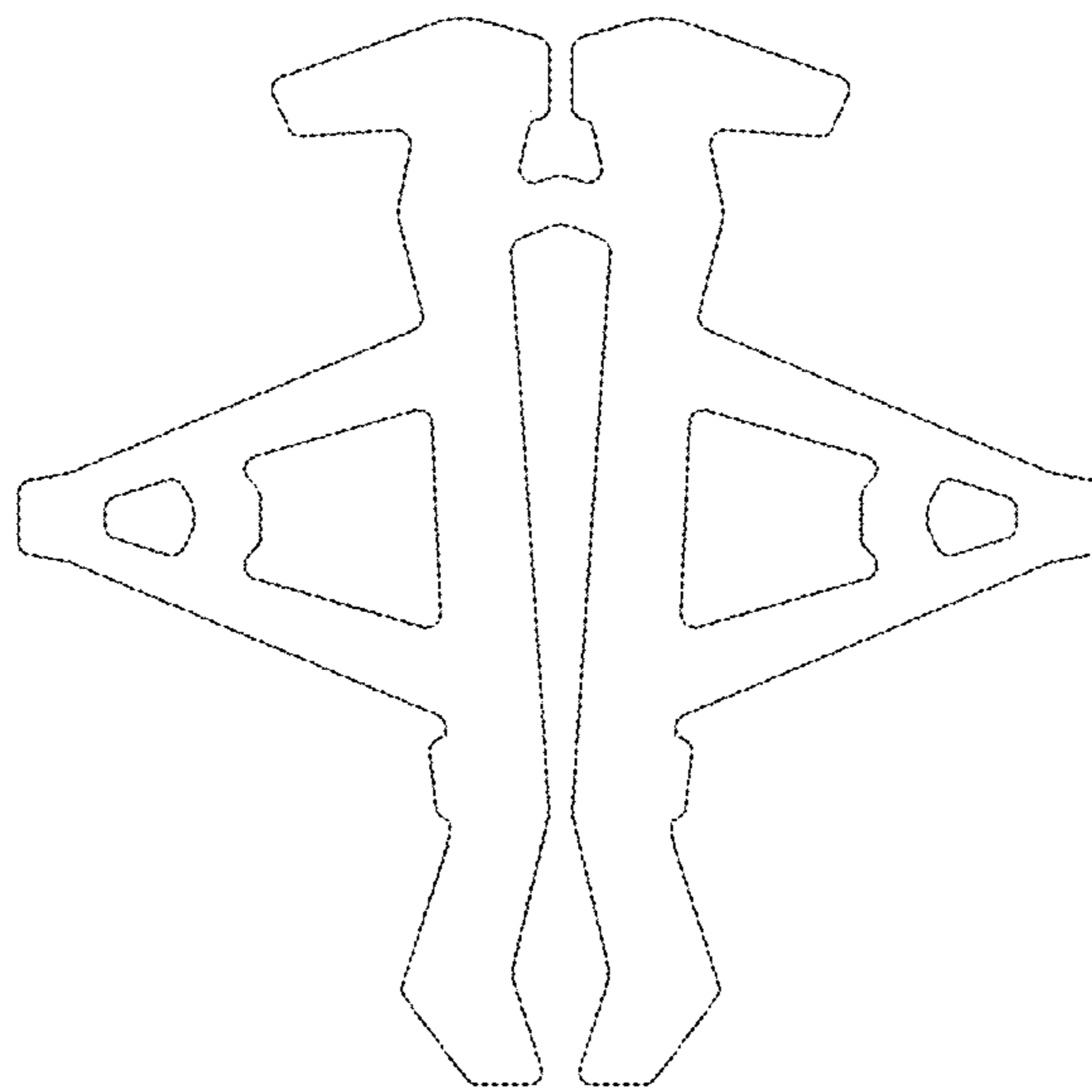


Fig. 6