



US00D784624S

(12) **United States Design Patent** (10) **Patent No.:** **US D784,624 S**  
**McLachlan et al.** (45) **Date of Patent:** **\*\* Apr. 18, 2017**

(54) **ANKLE PAD** 7,013,487 B2 \* 3/2006 Beland ..... A41D 13/05  
 2/22  
 (71) Applicant: **NIKE, Inc.**, Beaverton, OR (US) D583,514 S \* 12/2008 Mason ..... D29/120.1  
 D684,323 S \* 6/2013 Macrina ..... D29/121.2  
 (72) Inventors: **Oliver McLachlan**, Portland, OR (US); D689,191 S \* 9/2013 Devito ..... D24/190  
**Todd Smith**, West Linn, OR (US) 8,661,564 B2 \* 3/2014 Dodd ..... A41D 13/0153  
 2/22

(73) Assignee: **NIKE, Inc.**, Beaverton, OR (US)

\* cited by examiner

(\*\*) Term: **14 Years**

*Primary Examiner* — Randall Gholson

(21) Appl. No.: **29/521,203**

(74) *Attorney, Agent, or Firm* — Shook, Hardy & Bacon  
L.L.P.

(22) Filed: **Mar. 20, 2015**

(51) **LOC (10) Cl.** ..... **29-02**

(57) **CLAIM**

(52) **U.S. Cl.**  
USPC ..... **D29/121.2**

The ornamental design for an ankle pad, as shown and described.

(58) **Field of Classification Search**  
 USPC ..... D29/10, 11, 100, 101.5, 122; D2/711,  
 D2/713; 128/95.1, 96.1, 98.1, 846, 891;  
 602/67, 72, 73, 96, 108, 114; 2/2, 455;  
 450/38, 228, 267, 403, 405; 623/7;  
 604/352, 353, 395  
 CPC ..... A41D 13/05; A41D 13/0525; A63B 71/08  
 See application file for complete search history.

**DESCRIPTION**

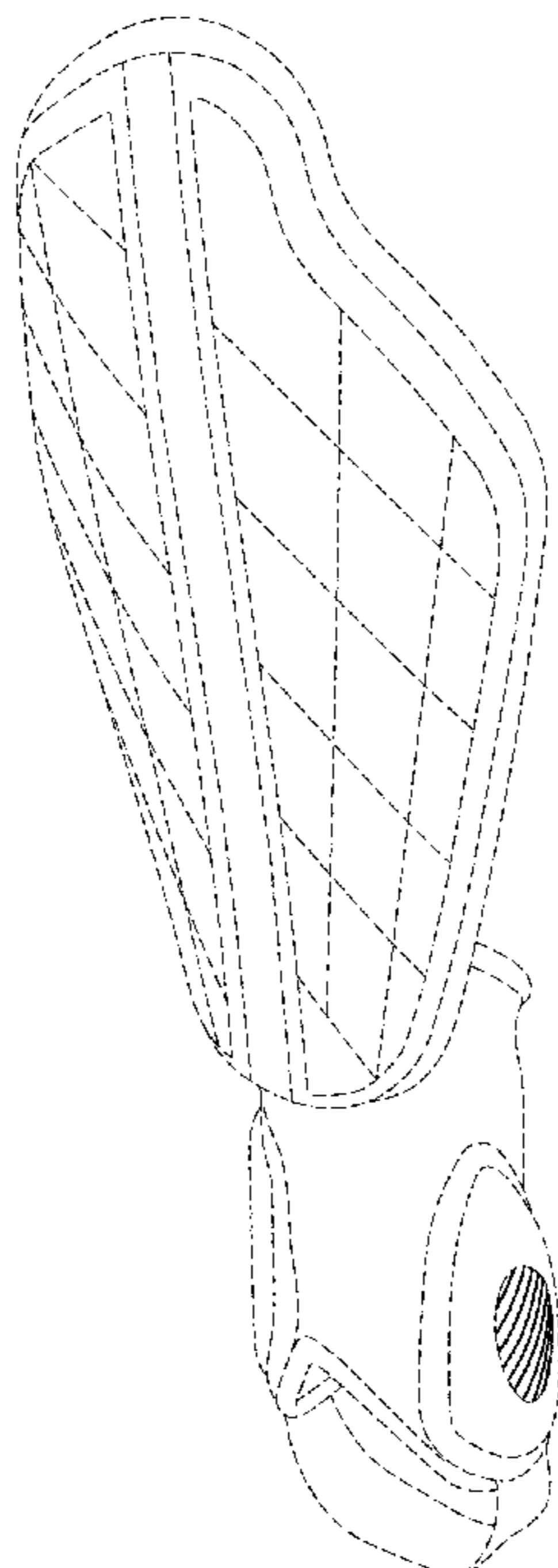
FIG. 1 is a front, right perspective view of an ankle pad according to the present design;  
 FIG. 2 is an alternative configuration of the front, right perspective view thereof;  
 FIG. 3 is a front view thereof;  
 FIG. 4 is a right side view thereof; and,  
 FIG. 5 is a left side view thereof.  
 The evenly spaced broken lines shown in the drawings are directed to environment, are for informational purposes only, and form no part of the claimed design.  
 The long and short broken lines are boundary lines, which define the bounds of the claimed design. These boundaries do not exist in reality in the article embodying the design. It is understood that the claimed design extends to these boundaries but do not include the boundaries.

(56) **References Cited**

U.S. PATENT DOCUMENTS

3,990,440 A \* 11/1976 Gaylord, Jr. .... A61F 13/101  
 128/892  
 4,512,037 A \* 4/1985 Vacanti ..... A63B 71/08  
 2/22  
 4,573,216 A \* 3/1986 Wortberg ..... A41D 13/0506  
 128/846  
 D459,838 S \* 7/2002 Parkins ..... D29/121.1  
 6,654,961 B2 \* 12/2003 Beland ..... A63B 71/1225  
 2/22

**1 Claim, 4 Drawing Sheets**



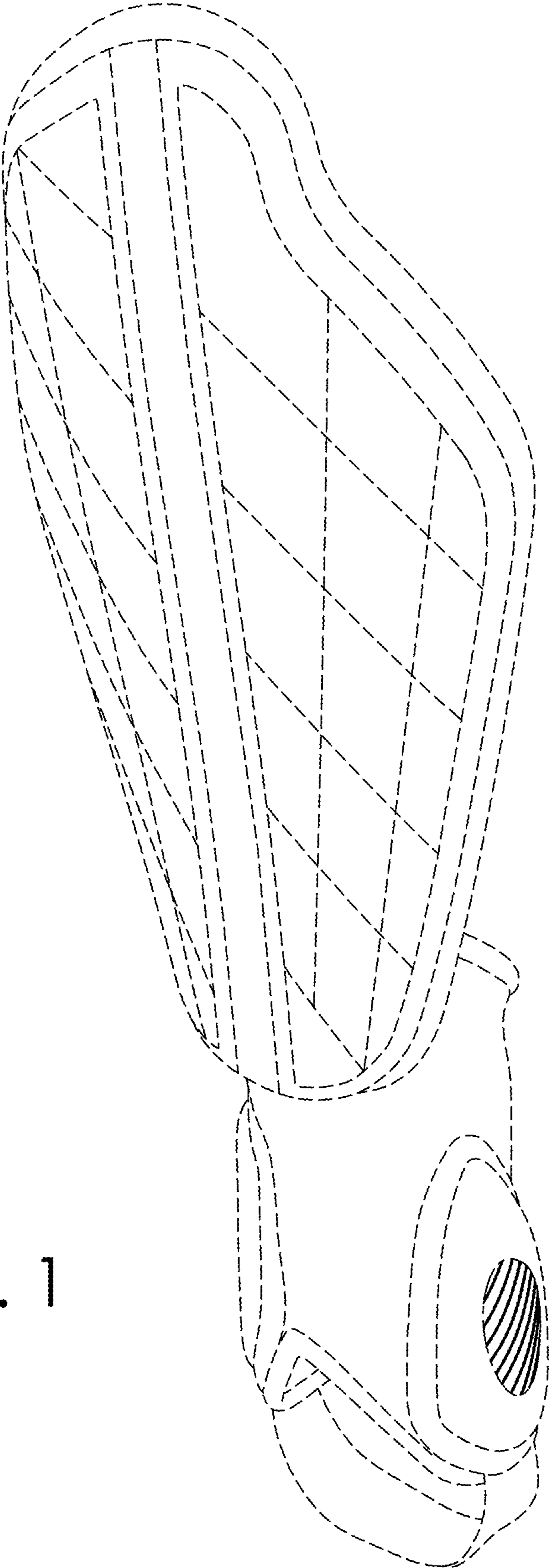


FIG. 1

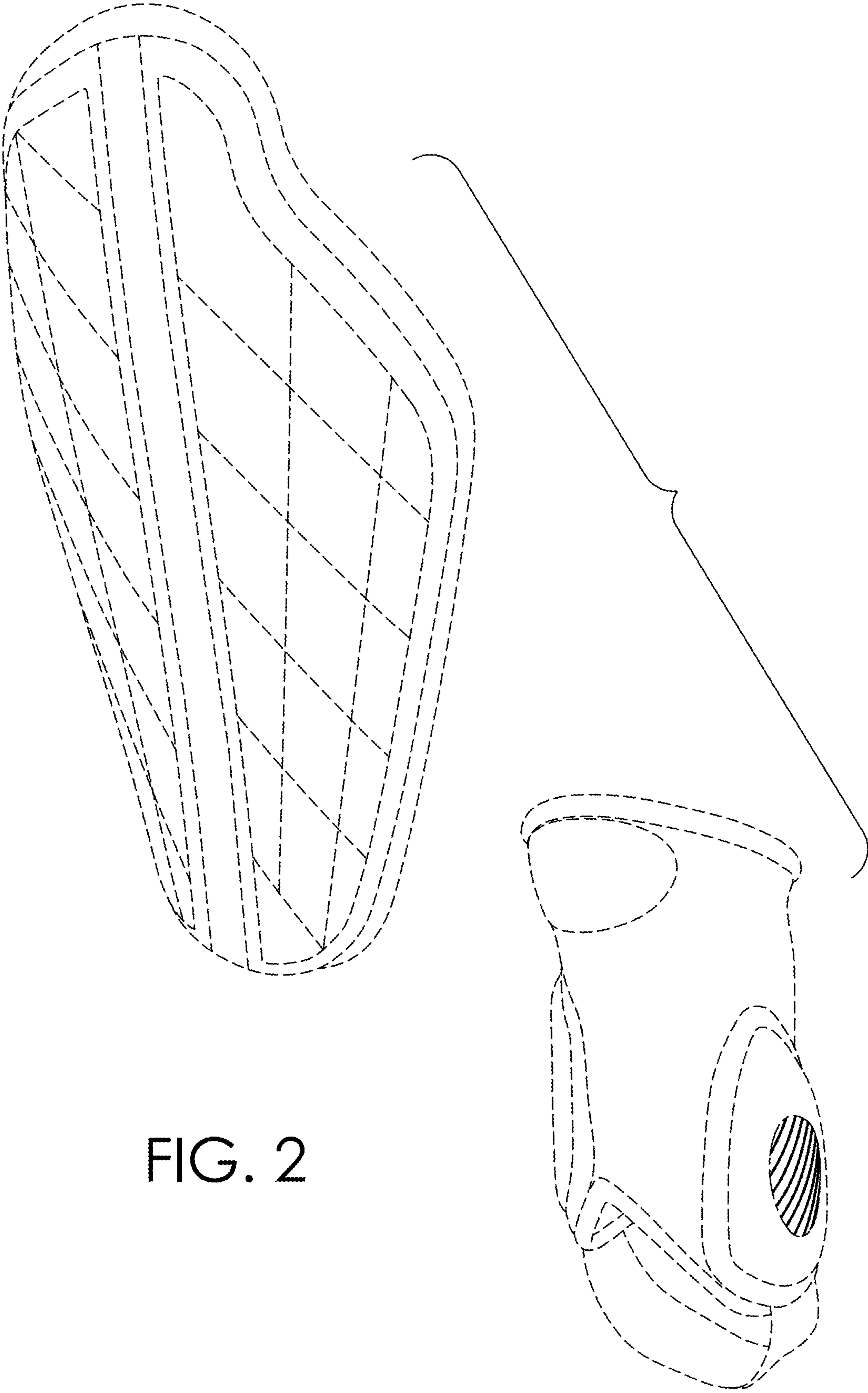


FIG. 2

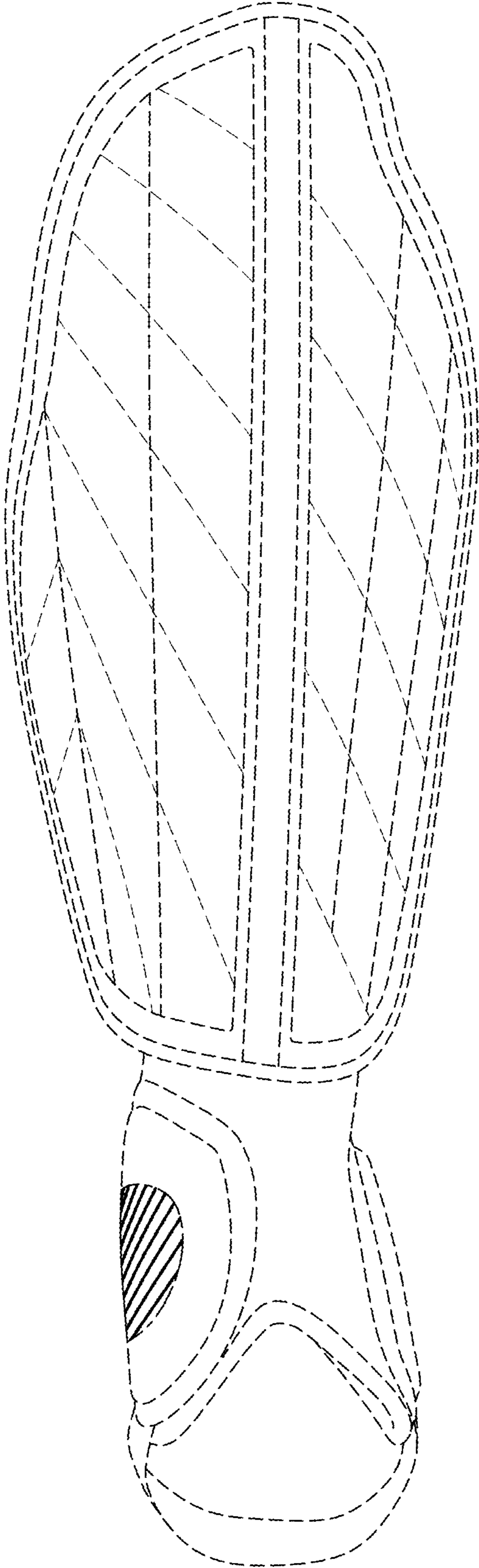


FIG. 3

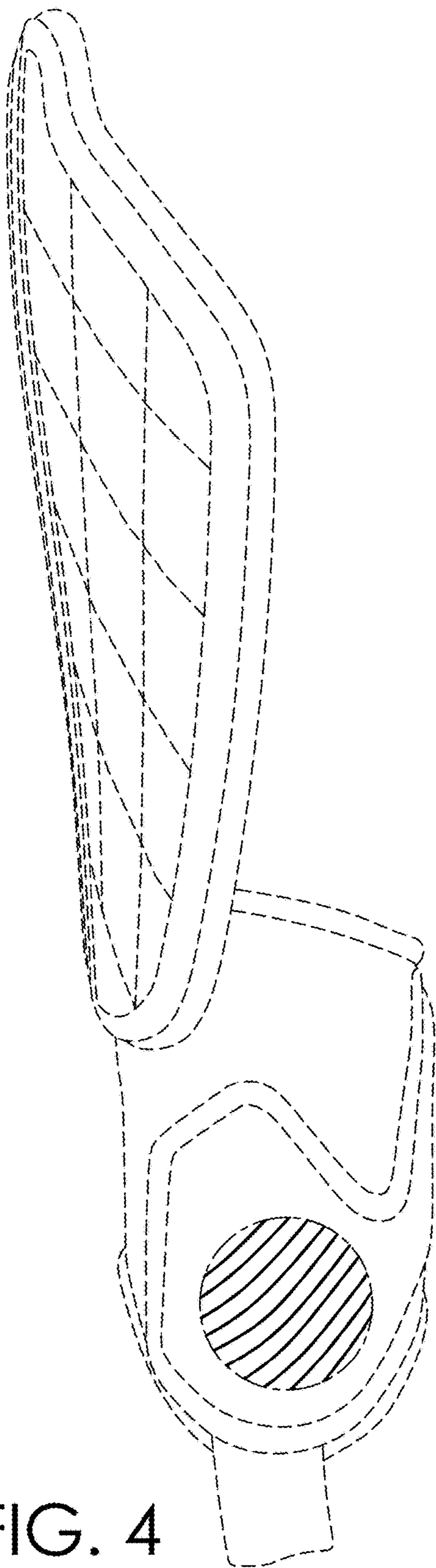


FIG. 4

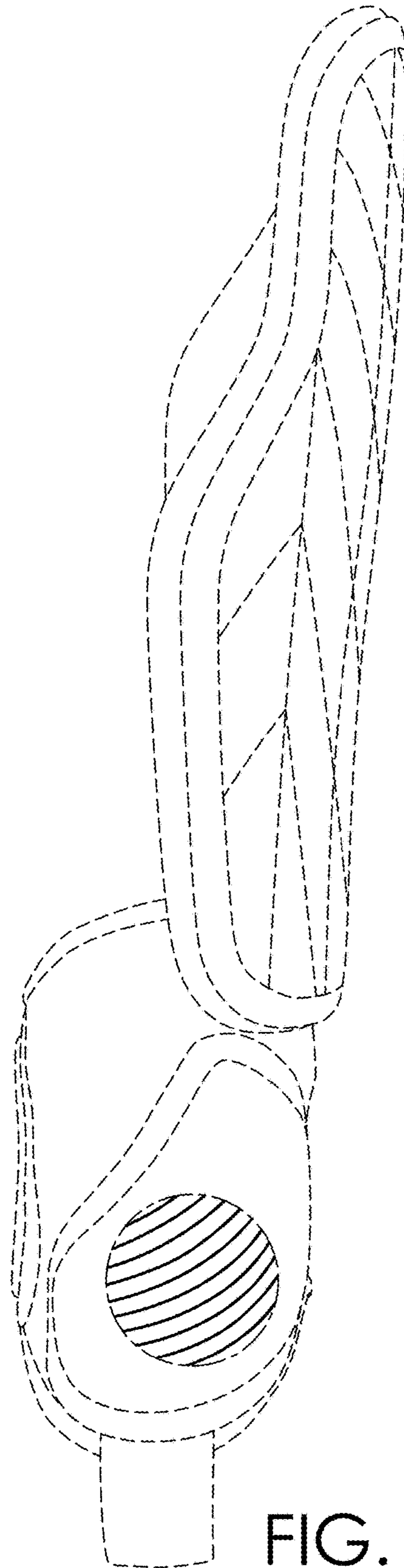


FIG. 5

UNITED STATES PATENT AND TRADEMARK OFFICE  
**CERTIFICATE OF CORRECTION**

PATENT NO. : D784,624 S  
APPLICATION NO. : 29/521203  
DATED : April 18, 2017  
INVENTOR(S) : Oliver McLachlan and Todd Smith

Page 1 of 1

It is certified that error appears in the above-identified patent and that said Letters Patent is hereby corrected as shown below:

In the Description

Line 6: "thereof; and," should read --thereof; and--.

Signed and Sealed this  
Eleventh Day of July, 2017



Joseph Matal  
*Performing the Functions and Duties of the  
Under Secretary of Commerce for Intellectual Property and  
Director of the United States Patent and Trademark Office*