



US00D784623S

(12) **United States Design Patent** (10) **Patent No.:** **US D784,623 S**
McLachlan et al. (45) **Date of Patent:** **** Apr. 18, 2017**

(54) **SHIN GUARD**

(71) Applicant: **NIKE, Inc.**, Beaverton, OR (US)

(72) Inventors: **Oliver McLachlan**, Portland, OR (US);
Todd Smith, West Linn, OR (US)

(73) Assignee: **NIKE, Inc.**, Beaverton, OR (US)

(**) Term: **14 Years**

(21) Appl. No.: **29/521,202**

(22) Filed: **Mar. 20, 2015**

(51) **LOC (10) Cl.** **29-02**

(52) **U.S. Cl.**
USPC **D29/121.2**

(58) **Field of Classification Search**
USPC D29/10, 11, 100, 101.5, 122; D2/711,
D2/713; 128/95.1, 96.1, 98.1, 846, 891;
602/67, 72, 73, 96, 108, 114; 2/2, 455;
450/38, 228, 267, 403, 405; 623/7;
604/352, 353, 395
CPC A41D 13/05; A41D 13/0525; A63B 71/08
See application file for complete search history.

D684,323 S * 6/2013 Macrina D29/121.2
D689,191 S * 9/2013 Devito D24/190
8,661,564 B2 * 3/2014 Dodd A41D 13/0153
2/22

* cited by examiner

Primary Examiner — Randall Gholson
(74) *Attorney, Agent, or Firm* — Shook, Hardy & Bacon
L.L.P.

(57) **CLAIM**

The ornamental design for a shin guard, as shown and described.

DESCRIPTION

FIG. 1 is a front, right perspective view of a shin guard according to the present design;
FIG. 2 is an alternative configuration of the front, right perspective view thereof;
FIG. 3 is a front view thereof;
FIG. 4 is a rear view thereof;
FIG. 5 is a right side view thereof; and,
FIG. 6 is a left side view thereof.

The evenly spaced broken lines shown in the drawings are directed to environment, are for informational purposes only, and form no part of the claimed design.

The long and short broken lines are boundary lines, which define the bounds of the claimed design. These boundaries do not exist in reality in the article embodying the design. It is understood that the claimed design extends to these boundaries but do not include the boundaries.

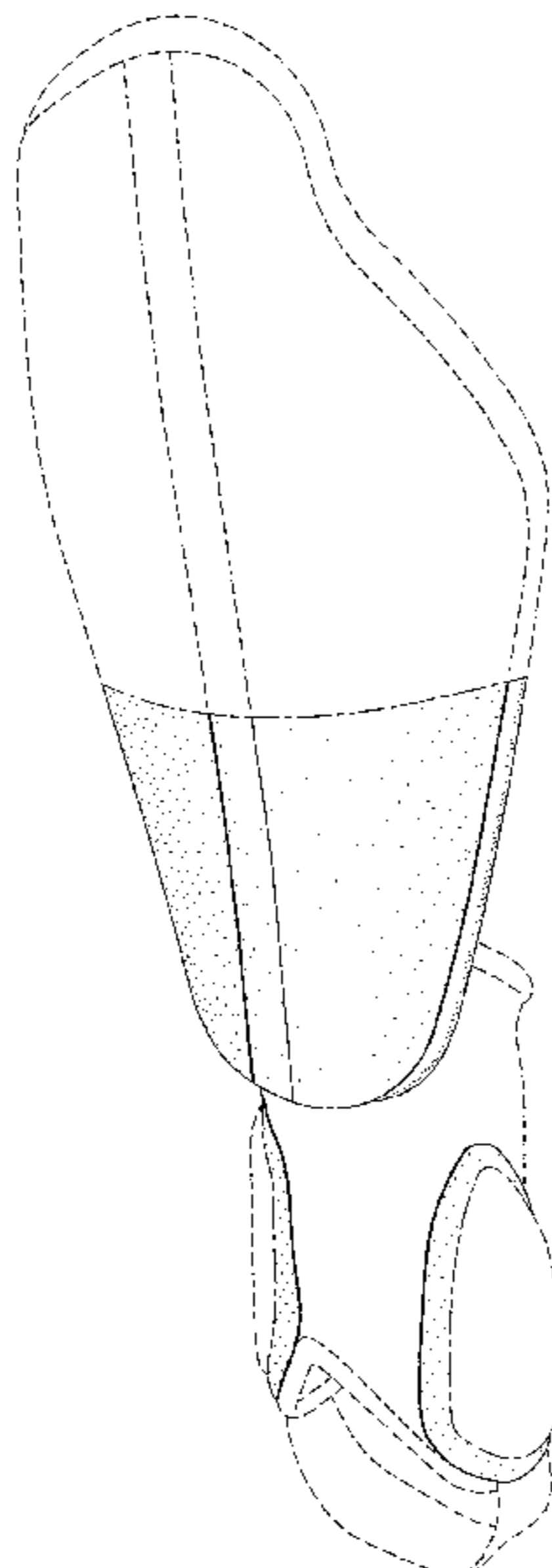
The surface shading on the claimed portion is provided only to indicate the character and/or any contour or curvature of the surfaces. They do not indicate color, texture, markings that actually exist thereon, indicia, graphic representations, surface treatment, or any other ornamentation applied to the article.

1 Claim, 5 Drawing Sheets

(56) **References Cited**

U.S. PATENT DOCUMENTS

3,990,440 A * 11/1976 Gaylord, Jr. A61F 13/101
128/892
4,512,037 A * 4/1985 Vacanti A63B 71/08
2/22
4,573,216 A * 3/1986 Wortberg A41D 13/0506
128/846
D459,838 S * 7/2002 Parkins D29/121.1
6,654,961 B2 * 12/2003 Beland A63B 71/1225
2/22
7,013,487 B2 * 3/2006 Beland A41D 13/05
2/22
D583,514 S * 12/2008 Mason D29/120.1



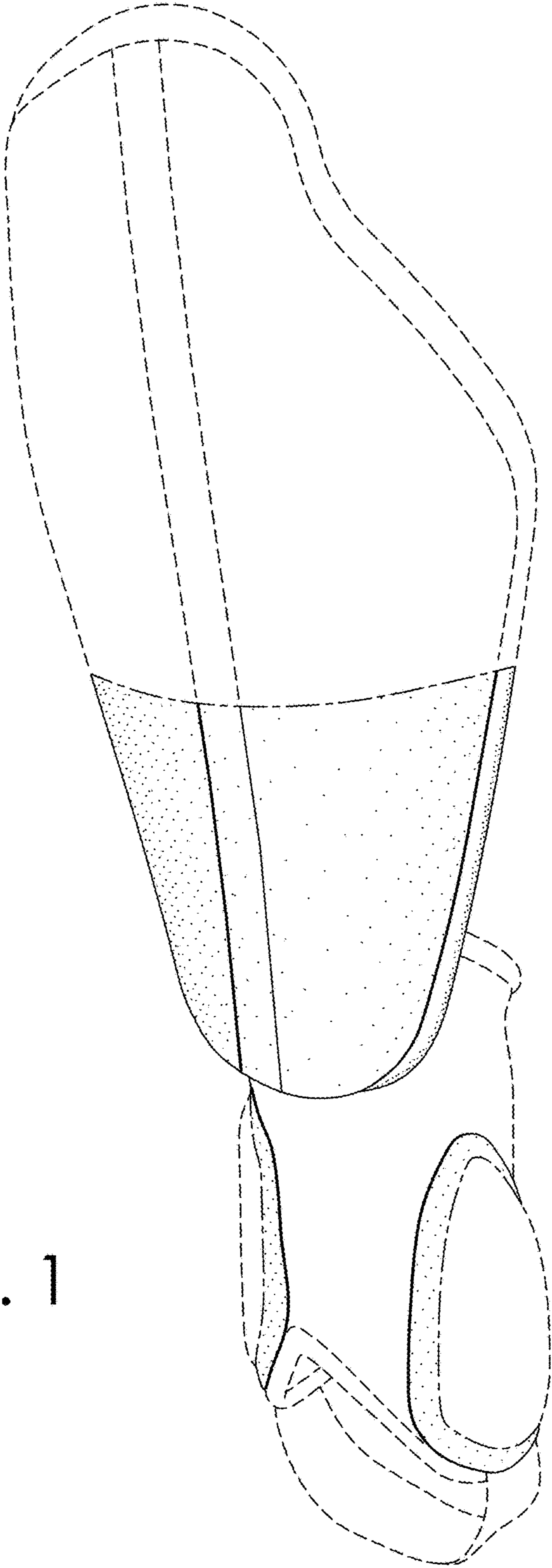


FIG. 1

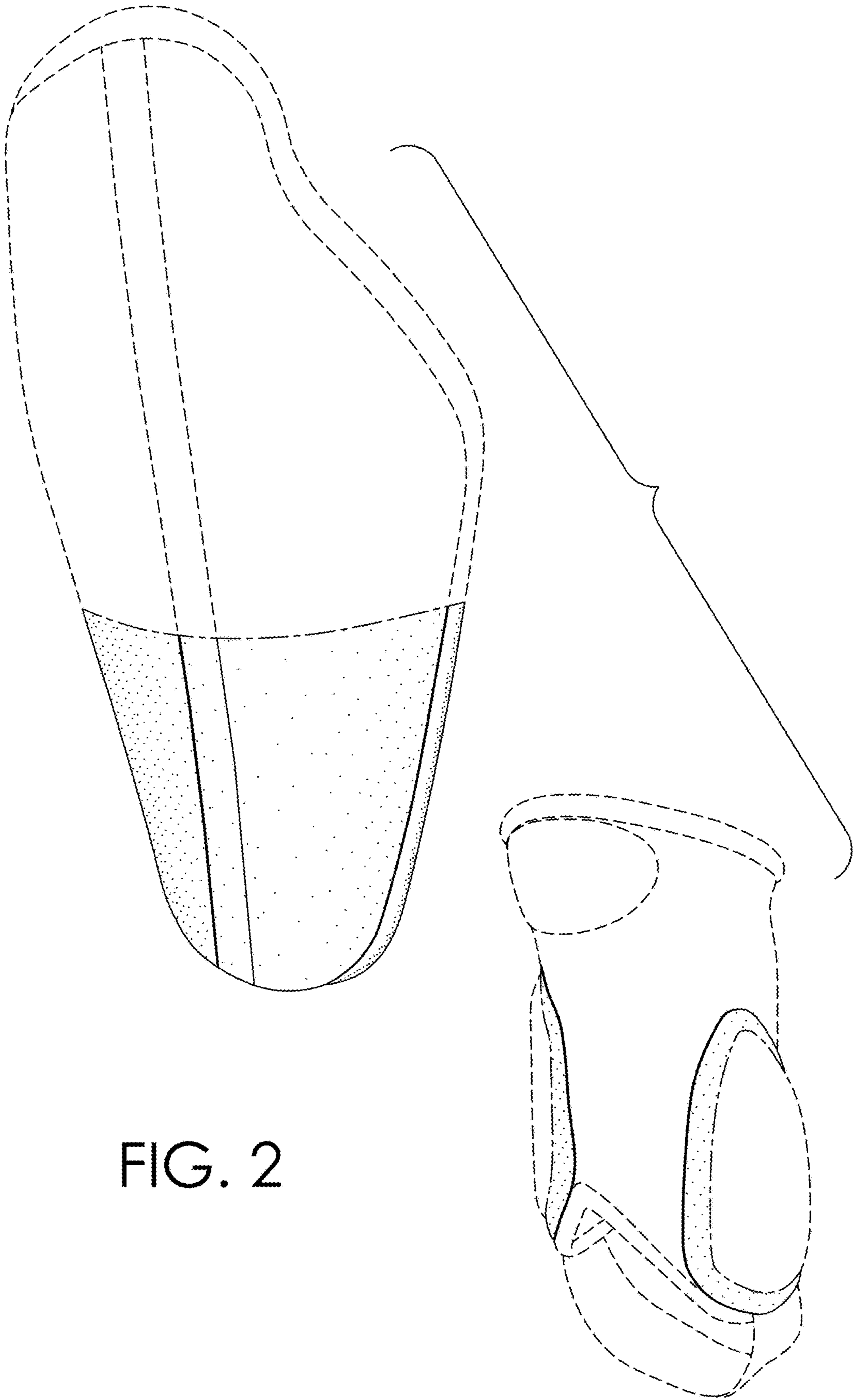


FIG. 2

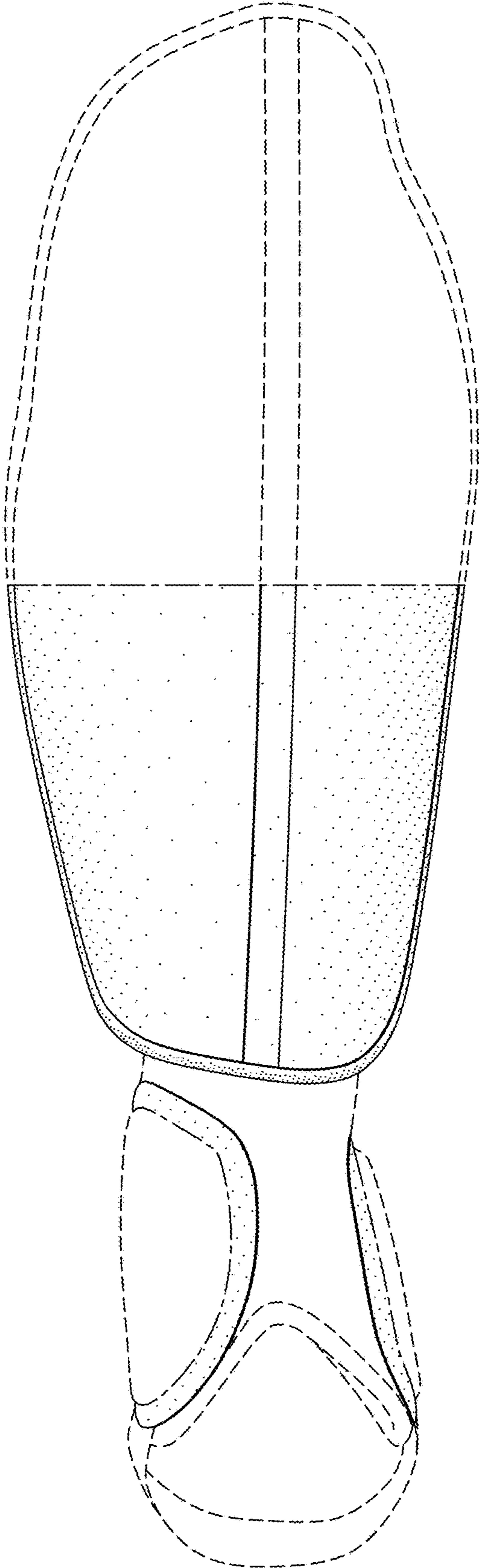


FIG. 3

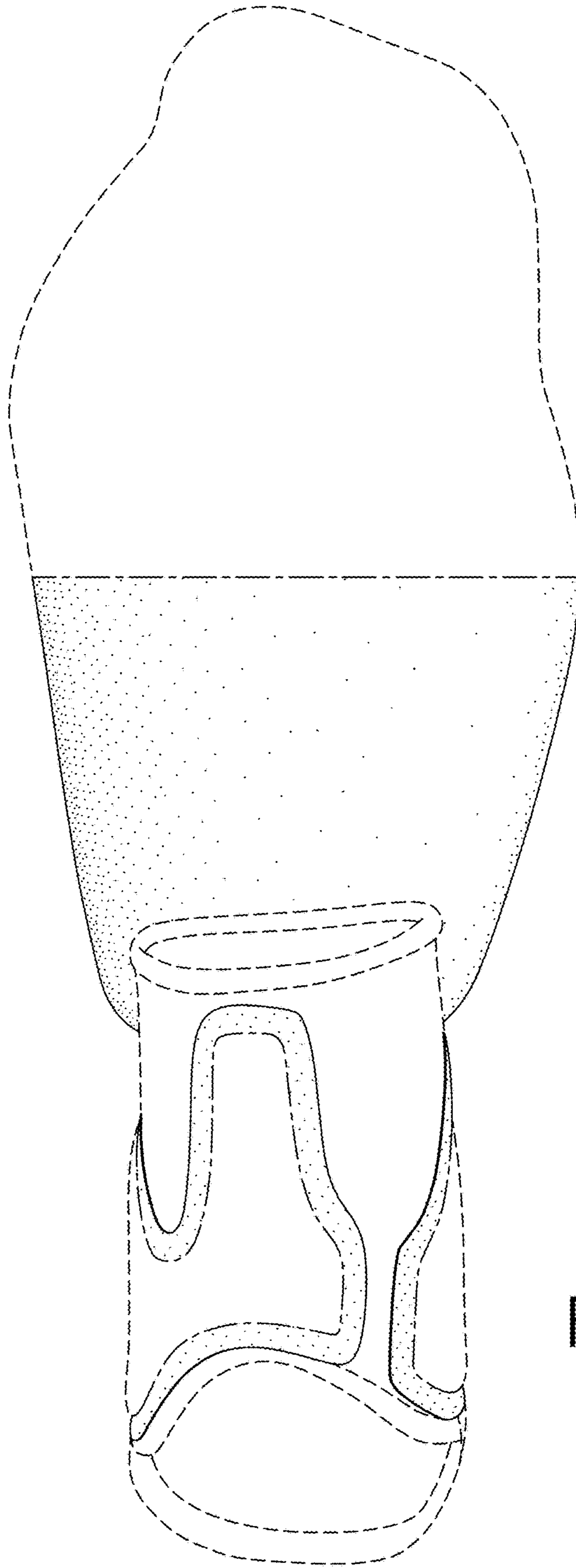


FIG. 4




FIG. 5

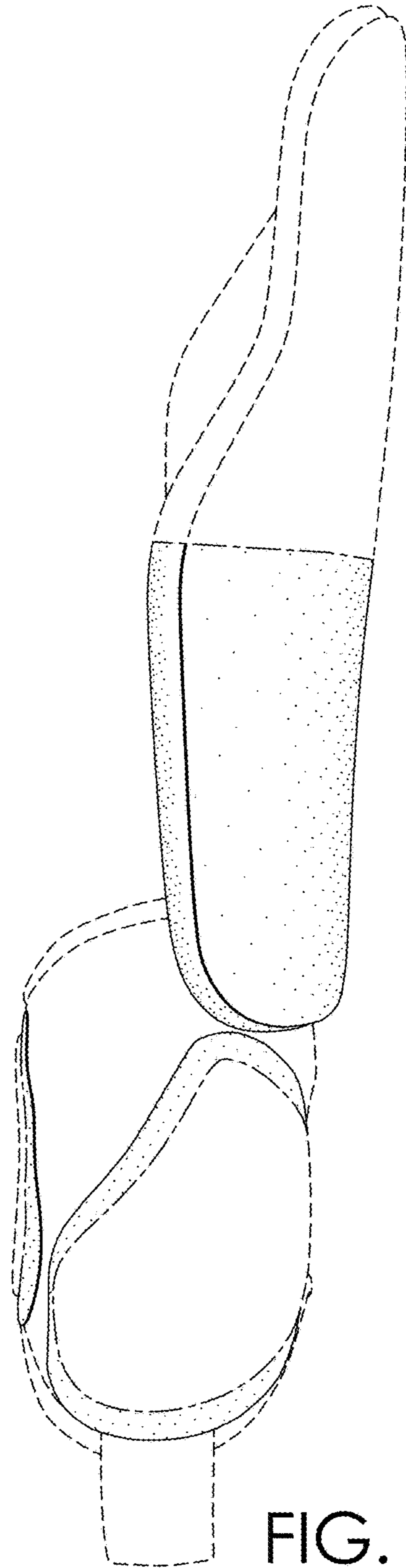


FIG. 6

UNITED STATES PATENT AND TRADEMARK OFFICE
CERTIFICATE OF CORRECTION

PATENT NO. : D784,623 S
APPLICATION NO. : 29/521202
DATED : April 18, 2017
INVENTOR(S) : Oliver McLachlan and Todd Smith

Page 1 of 1

It is certified that error appears in the above-identified patent and that said Letters Patent is hereby corrected as shown below:

In the Description

Line 7: "thereof; and," should read --thereof; and--.

Signed and Sealed this
Eleventh Day of July, 2017



Joseph Matal
*Performing the Functions and Duties of the
Under Secretary of Commerce for Intellectual Property and
Director of the United States Patent and Trademark Office*