



US00D784617S

(12) **United States Design Patent**
Petratou et al.

(10) **Patent No.:** **US D784,617 S**
(45) **Date of Patent:** **** Apr. 18, 2017**

(54) RAZOR CARTRIDGE SHAVING AID ASSEMBLY	D563,043 S * 2/2008 Ramm D28/47
	7,610,683 B2 * 11/2009 Brown B26B 21/00
	30/50
(71) Applicants: Maria Petrato , Marousi (GR); Giorgos Georgakis , Melisia (GR); Ioannis Bozikis , Koukaki (GR)	D631,198 S * 1/2011 Adams D28/47
	D634,474 S * 3/2011 Wilby D28/47
	D638,580 S * 5/2011 Adams D28/46
	8,166,658 B2 * 5/2012 Nakasuka B26B 21/44
	30/41
(72) Inventors: Maria Petrato , Marousi (GR); Giorgos Georgakis , Melisia (GR); Ioannis Bozikis , Koukaki (GR)	D662,661 S * 6/2012 Corbeil D28/47
	8,209,869 B2 * 7/2012 Royle B26B 21/4018
	30/50
	8,327,546 B2 * 12/2012 Tucker B26B 21/225
	30/50
(73) Assignee: Societe BIC , Clichy (FR)	8,407,900 B2 * 4/2013 Johnson B26B 21/4012
	30/50

(**) Term: **15 Years**

(Continued)

(21) Appl. No.: **29/575,368**

Primary Examiner — Jennifer Rivard

(22) Filed: **Aug. 24, 2016**

(74) *Attorney, Agent, or Firm* — The H.T. Than Law Group

Related U.S. Application Data

(62) Division of application No. 29/521,719, filed on Mar. 26, 2015.

(51) **LOC (10) Cl.** **28-03**

(52) **U.S. Cl.**
USPC **D28/47**

(58) **Field of Classification Search**
USPC D28/46–48
CPC B62B 21/00–21/12; B62B 21/14; B62B 21/165; B62B 21/18; B62B 21/24; B62B 21/30; B62B 21/32; B62B 21/40; B62B 21/4062; B62B 21/4068; B62B 21/4075; B62B 21/52–21/528; B26B 21/185; B26B 21/20–21/227; B26B 21/28; B26B 21/4012–21/4025; B26B 21/4081–21/4093; B26B 21/443

See application file for complete search history.

(56) **References Cited**

U.S. PATENT DOCUMENTS

D547,494 S * 7/2007 Watson D28/47
D556,378 S * 11/2007 Watson D28/47

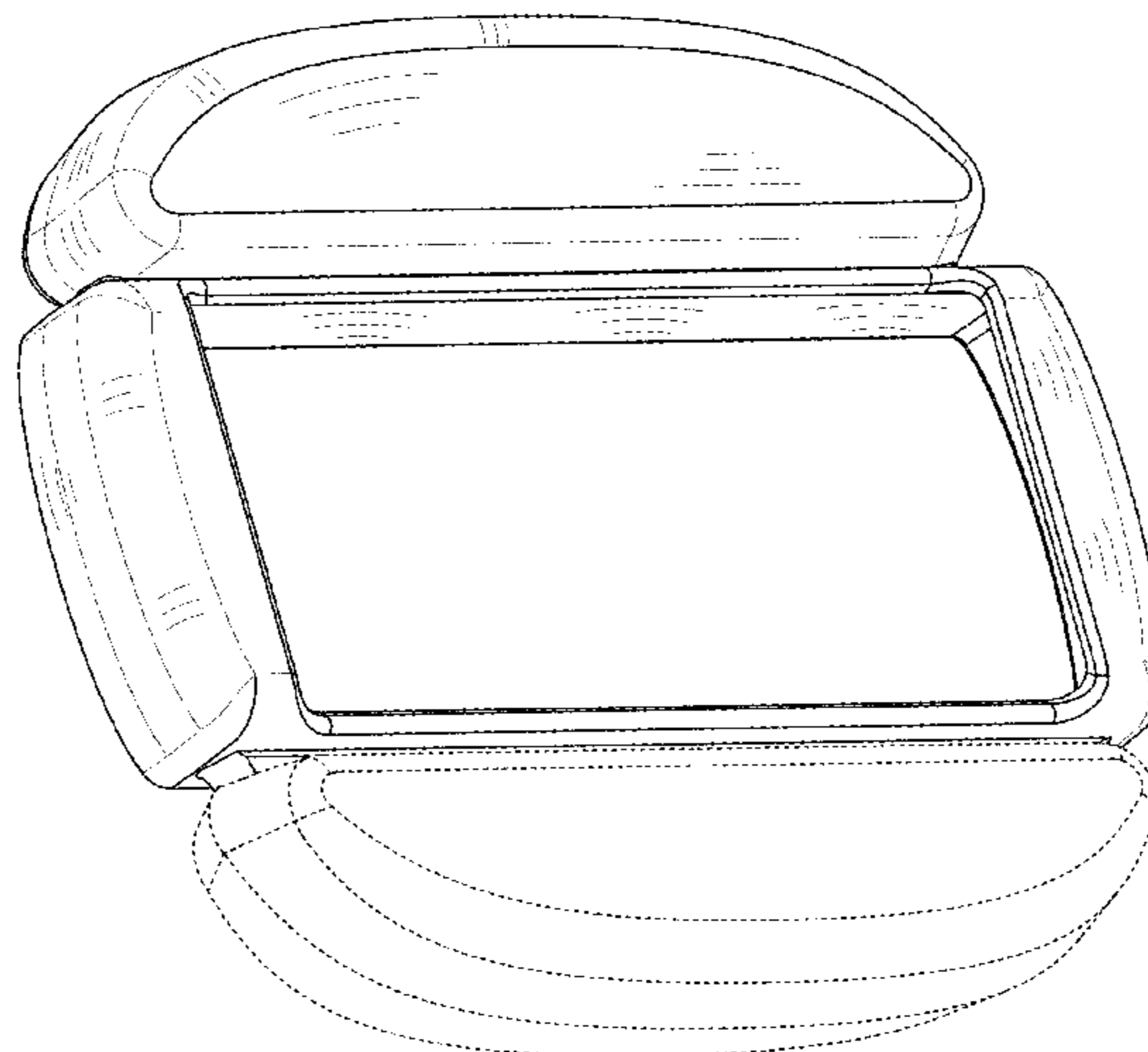
(57) **CLAIM**

The ornamental design for a razor cartridge shaving aid assembly, as shown and described.

DESCRIPTION

FIG. 1 is top view of an embodiment of an ornamental design for a razor cartridge shaving aid assembly according to the present invention;
FIG. 2 is a bottom view thereof;
FIG. 3 is a right view thereof;
FIG. 4 is a left view thereof;
FIG. 5 is a front side view thereof;
FIG. 6 is a bottom view thereof; and,
FIG. 7 is a front perspective view thereof.
The broken lines illustrate a portion of the razor cartridge shaving aid assembly and form no part of the claimed design.

1 Claim, 7 Drawing Sheets



(56)

References Cited

U.S. PATENT DOCUMENTS

8,524,207 B2 * 9/2013 Ellis A61K 8/02
424/70.11
8,973,272 B2 * 3/2015 Moon B26B 21/225
30/41
2014/0366380 A1 * 12/2014 Good B26B 21/443
30/41
2016/0129603 A1 * 5/2016 Antoniou B26B 21/44
30/50

* cited by examiner

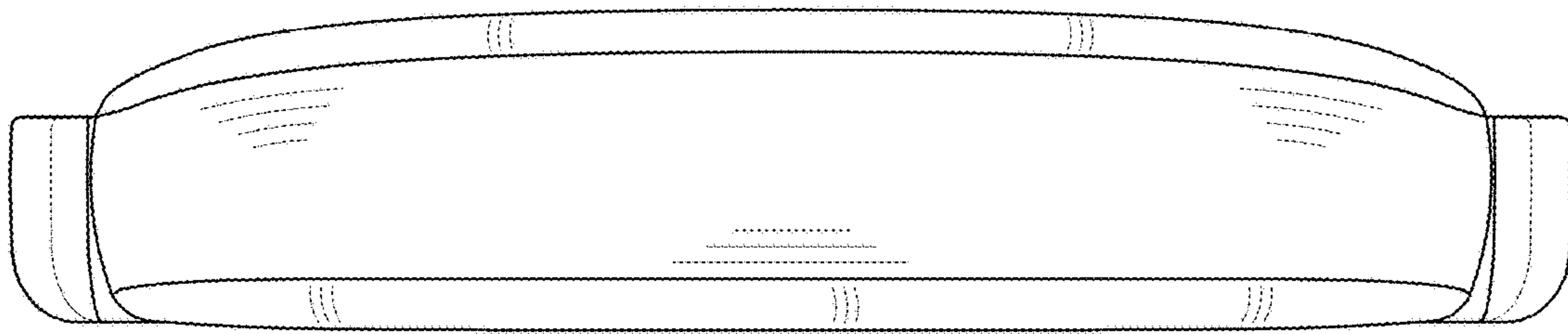


Fig. 1




Fig. 2

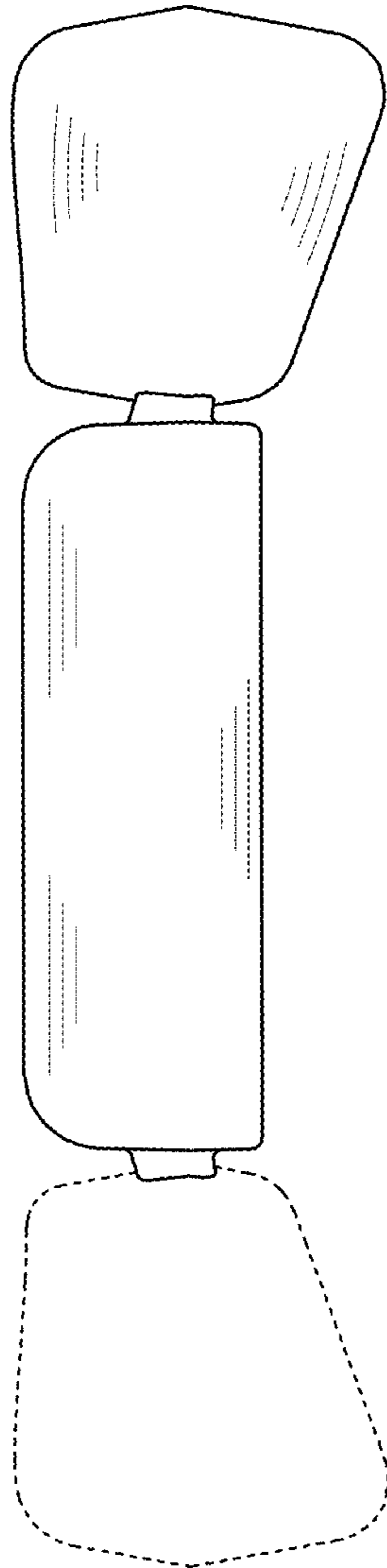


Fig. 3




Fig. 4




Fig. 5




Fig. 6

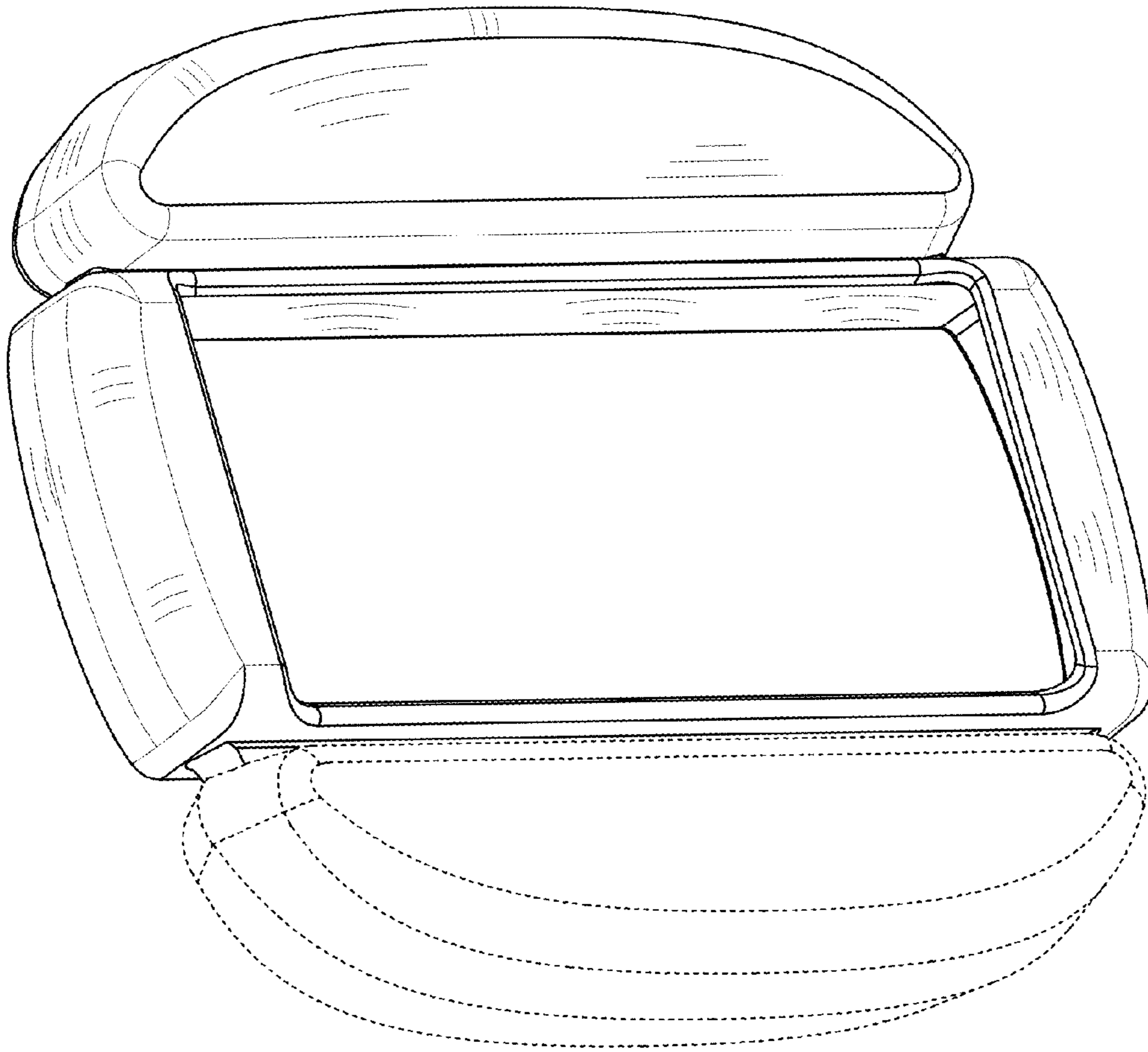


Fig. 7