



US00D784616S

(12) **United States Design Patent**  
**Honeyman**

(10) **Patent No.:** **US D784,616 S**

(45) **Date of Patent:** **\*\* Apr. 18, 2017**

(54) **ARCHED BACKING STRIP FOR MAGNETIC CLIP**

(71) Applicant: **Peter John Honeyman**, Hilo, HI (US)

(72) Inventor: **Peter John Honeyman**, Hilo, HI (US)

(\*\*) Term: **15 Years**

(21) Appl. No.: **29/563,933**

(22) Filed: **May 9, 2016**

(51) **LOC (10) Cl.** ..... **28-03**

(52) **U.S. Cl.**  
USPC ..... **D28/43**

(58) **Field of Classification Search**  
USPC ..... D2/610; D24/107, 189; D8/14, 16, 17, D8/18, 19, 394-396; D28/9, 10, 39, 41, D28/43; D11/95-116; 40/1.5, 1.6, 40/124.01; D20/10, 22; 2/246, 181, 2/181.4  
CPC .. A44C 3/00; A44C 3/001; A61N 2/06; A61F 13/02; A61F 13/0202; A42C 5/0902  
See application file for complete search history.

(56) **References Cited**

U.S. PATENT DOCUMENTS

- 3,921,620 A \* 11/1975 Nakayama ..... A61N 2/06 600/15
- 4,094,316 A \* 6/1978 Nathanson ..... A41H 27/00 156/94
- 4,236,331 A \* 12/1980 Mattson ..... G09F 7/00 40/1.5
- 4,961,275 A \* 10/1990 Klein ..... A44C 3/001 40/1.5
- 5,666,982 A 9/1997 Pignon
- D391,639 S \* 3/1998 Dunshee ..... D24/189
- D409,357 S \* 5/1999 Hirata ..... D2/610
- 5,996,593 A 12/1999 Horman

- 6,738,985 B2 \* 5/2004 Hahn ..... A42C 5/02 2/181
- 6,747,537 B1 \* 6/2004 Mosteller ..... H01F 7/0252 335/302
- D538,514 S \* 3/2007 Nadeau ..... D2/894
- 7,721,392 B2 5/2010 Avery
- D669,633 S \* 10/2012 Hedgren ..... D2/894
- 8,387,412 B2 3/2013 O'Byrne
- 8,590,544 B2 11/2013 Stewart

(Continued)

*Primary Examiner* — Susan Bennett Hattan

*Assistant Examiner* — Rebecca Tsehaye

(74) *Attorney, Agent, or Firm* — Law Office of Karen Dana Oster, LLC

(57) **CLAIM**

The ornamental design for an arched backing strip for magnetic clip, as shown and described.

**DESCRIPTION**

FIG. 1 is a perspective view of an arched backing strip in use with a magnetic clip.

FIG. 2 is a perspective view of the arched backing strip of FIG. 1.

FIG. 3 is a top view of the arched backing strip of FIG. 1.

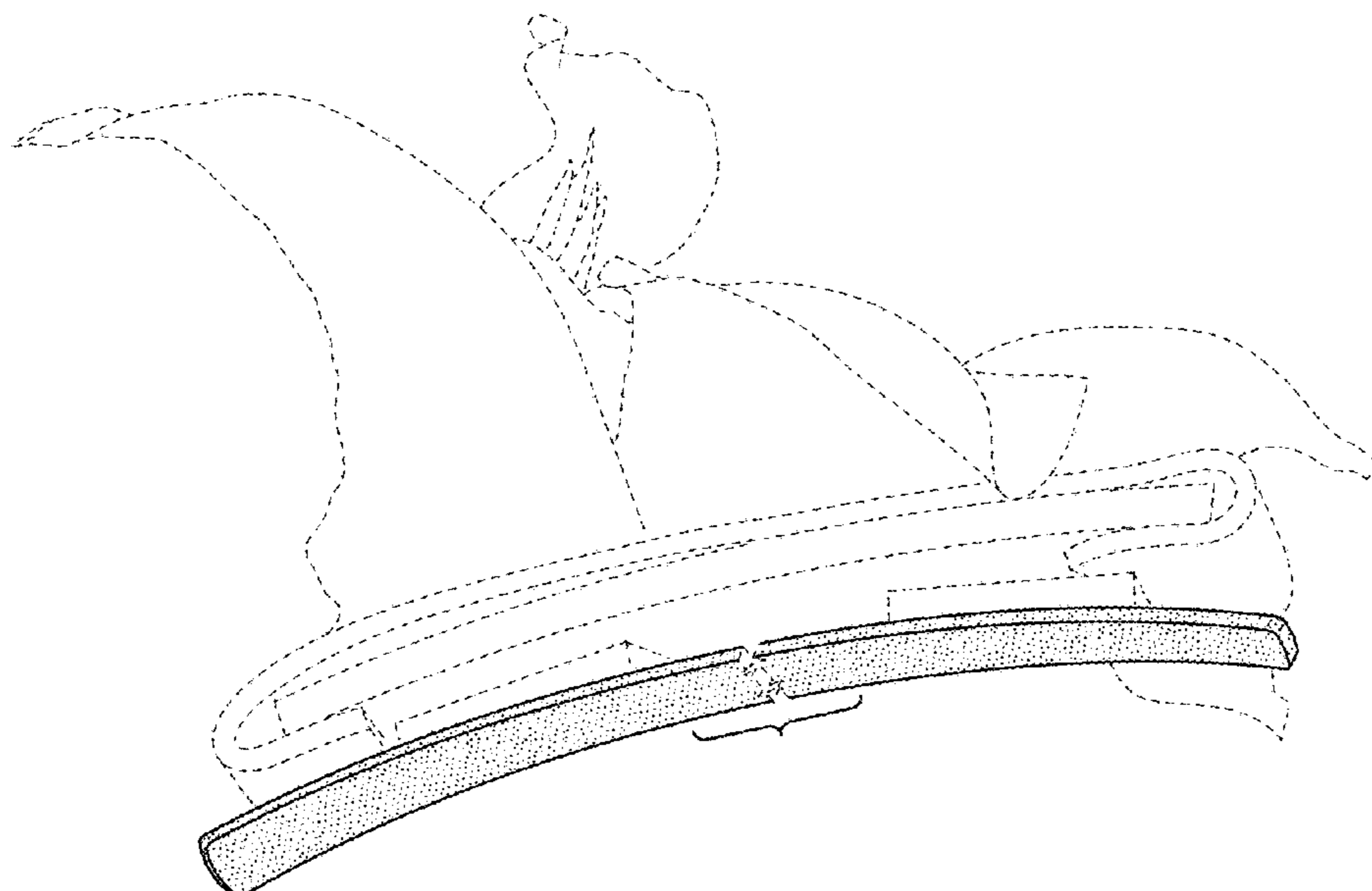
FIG. 4 is bottom view of the arched backing strip of FIG. 1.

FIG. 5 is a first side view of the arched backing strip of FIG. 1, the second side view being a mirror of the first side view; and,

FIG. 6 is a first end view of the arched backing strip of FIG. 1, the second end view being a mirror of the first end view.

The stippling shown on the drawing represents a textured surface. The broken line depictions of the magnetic clip and flower in FIG. 1 form no part of the claimed design. The arched backing strip is shown with a symbolic break in its length. The appearance of any portion of the strip between the break lines forms no part of the claimed design.

**1 Claim, 3 Drawing Sheets**



(56)

**References Cited**

U.S. PATENT DOCUMENTS

8,793,846	B2	8/2014	D' Auriac	
2004/0055616	A1	3/2004	Twomey	
2005/0238836	A1*	10/2005	Hodsdon .....	C09J 7/02 428/40.1
2008/0127991	A1	6/2008	Moreland	
2011/0004977	A1*	1/2011	Port .....	A41D 27/08 2/246

\* cited by examiner

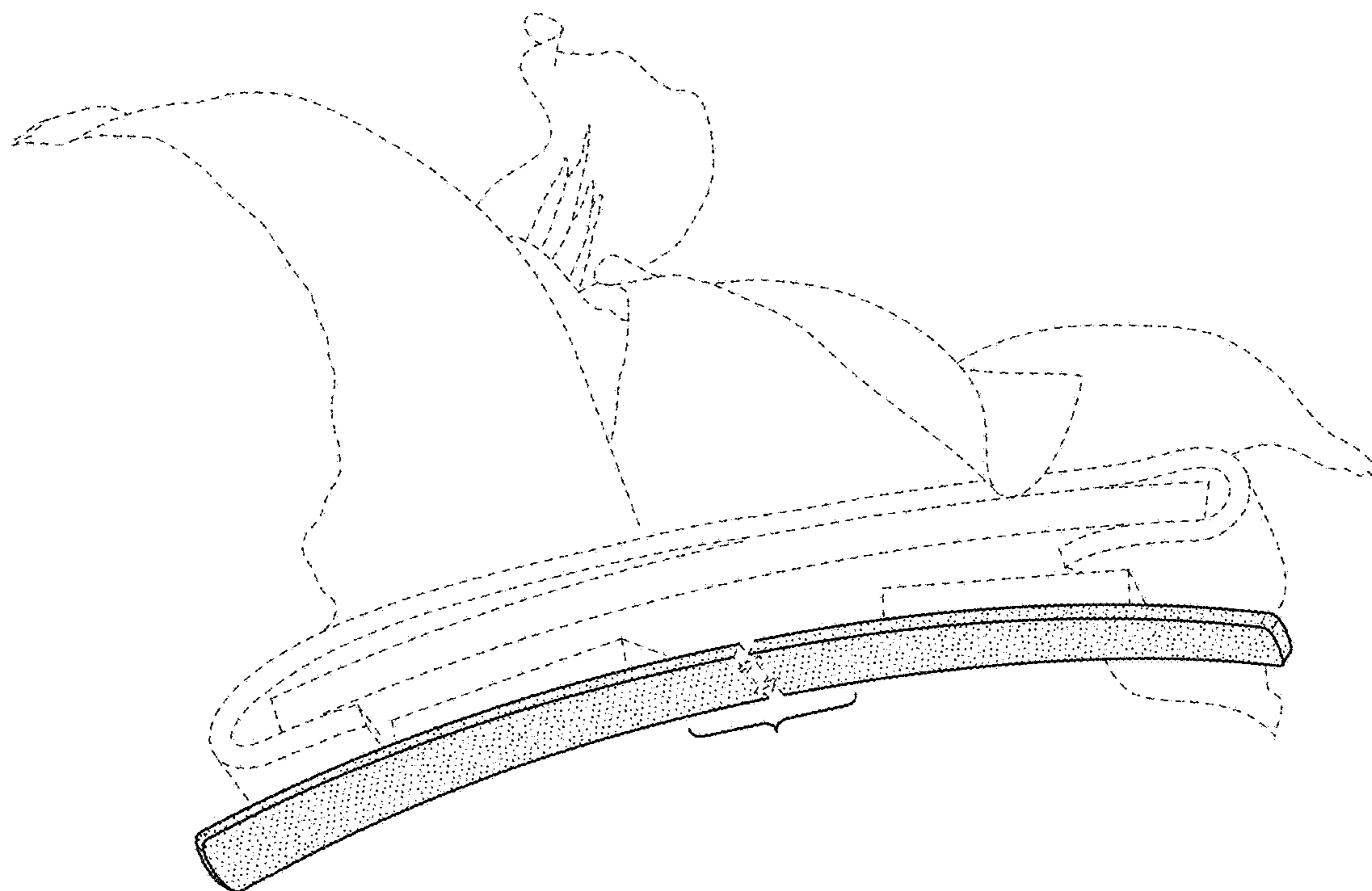


FIG. 1

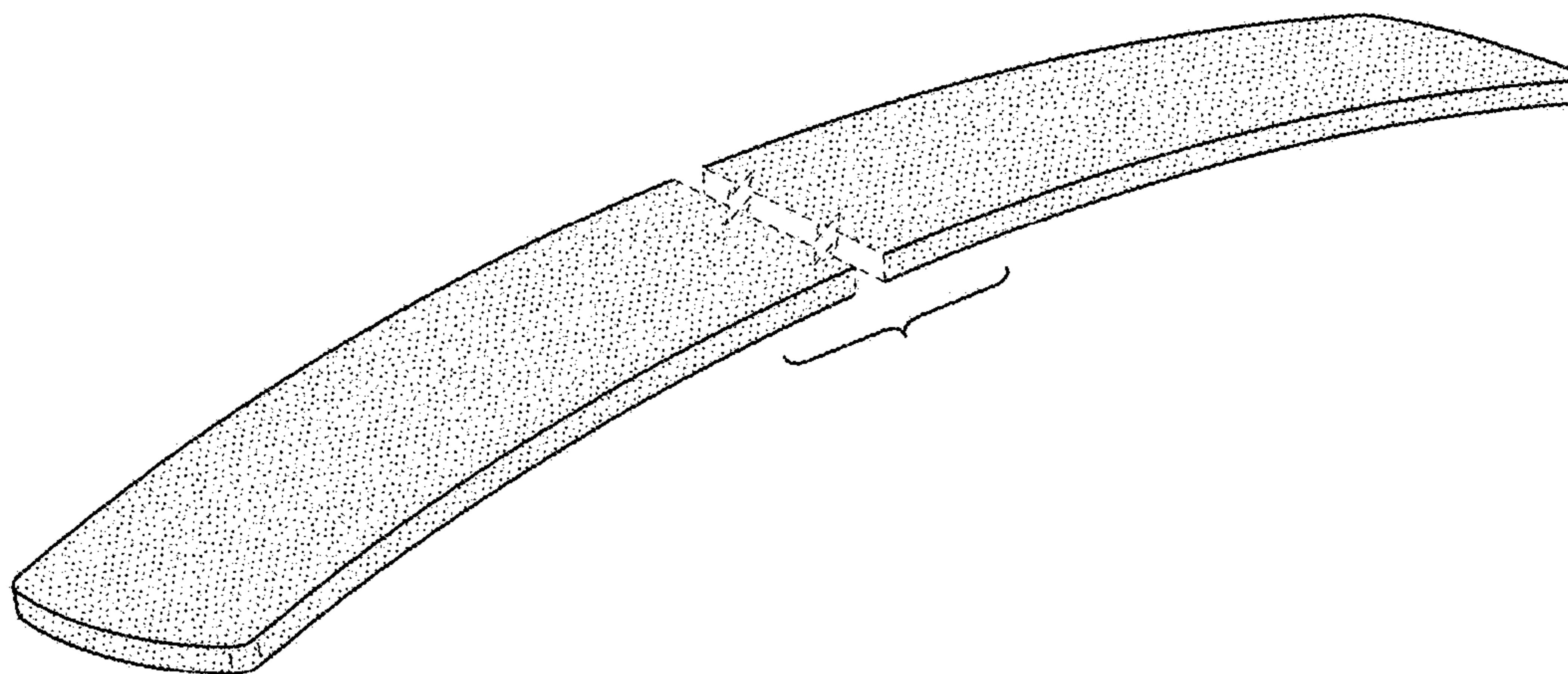


FIG. 2

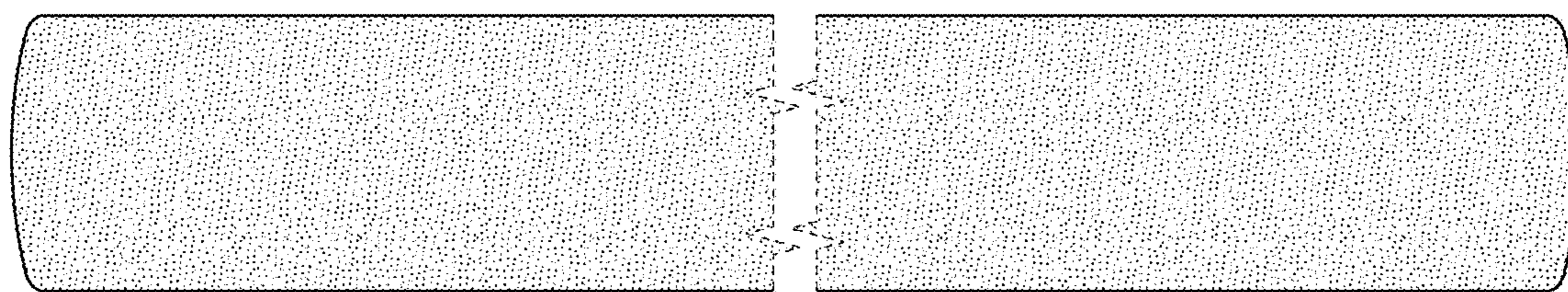


FIG. 3

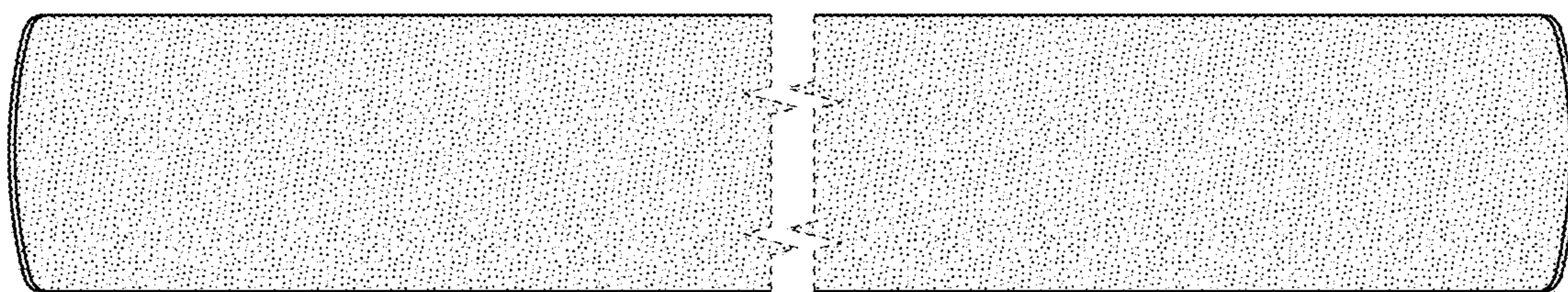


FIG. 4

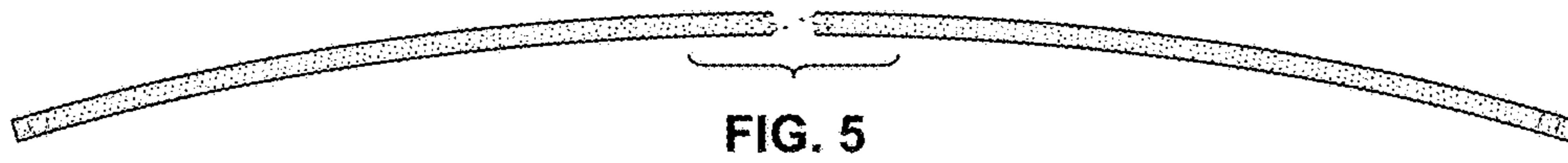


FIG. 5

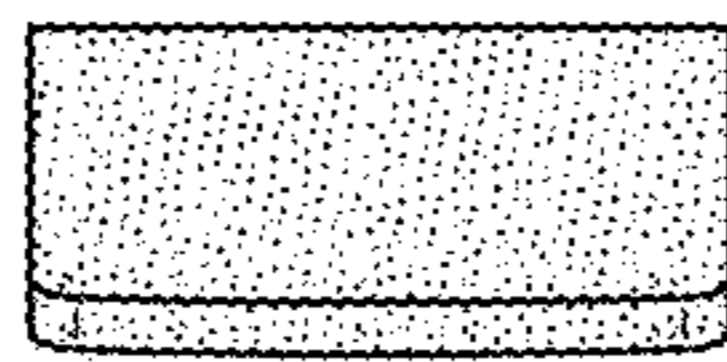


FIG. 6