



US00D784609S

(12) **United States Design Patent** (10) **Patent No.:** **US D784,609 S**
Liu (45) **Date of Patent:** **** Apr. 18, 2017**

(54) **ELECTRONIC CIGARETTE**
(71) Applicant: **Tuanfang Liu, Ji'an (CN)**
(72) Inventor: **Tuanfang Liu, Ji'an (CN)**
(**) Term: **15 Years**
(21) Appl. No.: **29/532,773**
(22) Filed: **Jul. 9, 2015**
(30) **Foreign Application Priority Data**
Mar. 27, 2015 (CN) 2015 3 0077269
(51) **LOC (10) Cl.** **27-01**
(52) **U.S. Cl.**
USPC **D27/101**
(58) **Field of Classification Search**
USPC D27/100, 101, 162, 163-167, 169, 170,
D27/171, 193, 194; D23/202; D13/103
CPC A24F 47/008; A24F 47/002; A24F 15/12;
A24F 47/00
See application file for complete search history.

(56) **References Cited**
U.S. PATENT DOCUMENTS
D580,597 S * 11/2008 Mascotte D28/76
D644,375 S * 8/2011 Zhou D27/101
D688,416 S * 8/2013 Liu D27/101
8,499,766 B1 * 8/2013 Newton A24F 47/002
131/273
D720,881 S * 1/2015 Liu D27/101
8,955,522 B1 * 2/2015 Bowen A24F 47/008
128/202.21
D724,782 S * 3/2015 Wu D27/101
D727,564 S * 4/2015 LaForge D27/101
D729,441 S * 5/2015 Hua D27/101
D730,571 S * 5/2015 Chen D27/101
D758,647 S * 6/2016 Liu D27/101
D758,650 S * 6/2016 Wu D27/101

D758,651 S * 6/2016 Wu D27/101
D758,654 S * 6/2016 Liu D27/163
D759,297 S * 6/2016 Liu D27/101
2013/0068239 A1 * 3/2013 Youn A24F 47/008
131/273
2015/0027465 A1 * 1/2015 Liu A24F 47/008
131/329
2015/0090253 A1 * 4/2015 Farrow A24F 47/008
128/200.14
2015/0164141 A1 * 6/2015 Newton H01M 2/1055
131/329
2015/0272220 A1 * 10/2015 Spinka A24F 47/008
131/329
2015/0282530 A1 * 10/2015 Johnson A24F 47/008
392/387
2015/0328415 A1 * 11/2015 Minskoff A61M 15/0001
128/202.21

* cited by examiner
Primary Examiner — Robert M Spear
Assistant Examiner — Marissa J Cash
(74) *Attorney, Agent, or Firm* — Matthias Scholl, PC;
Matthias Scholl

(57) **CLAIM**
The ornamental design for an electronic cigarette, as shown
and described.

DESCRIPTION
FIG. 1 is a front elevational view of an electronic cigarette
with adjustable smoke flowrate;
FIG. 2 is a rear elevational view thereof;
FIG. 3 is a left side elevational view thereof;
FIG. 4 is a right side elevational view thereof;
FIG. 5 is a top plan view thereof;
FIG. 6 is a bottom plan view thereof; and,
FIG. 7 is a perspective view thereof.
In the drawings, the broken lines depict environmental
subject matter only and form no part of the claimed design.

1 Claim, 7 Drawing Sheets






FIG. 1




FIG. 2




FIG. 3




FIG. 4

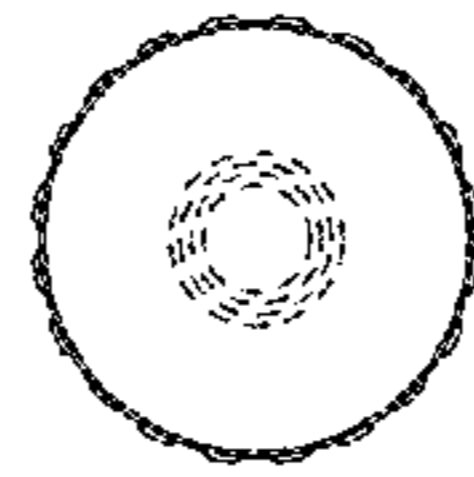


FIG. 5

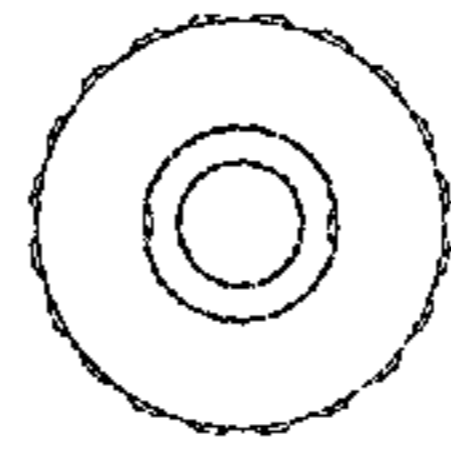


FIG. 6




FIG. 7